

Dr. Vinay Chopra
 MD (Pathology & Microbiology)
 Chairman & Consultant Pathologist

Dr. Yugam Chopra
 MD (Pathology)
 CEO & Consultant Pathologist

NAME	: Miss. DAMINI	PATIENT ID	: 1542589
AGE/ GENDER	: 24 YRS/FEMALE	REG. NO./LAB NO.	: 012407080061
COLLECTED BY	:	REGISTRATION DATE	: 08/Jul/2024 06:49 PM
REFERRED BY	:	COLLECTION DATE	: 08/Jul/2024 07:20PM
BARCODE NO.	: 01512769	REPORTING DATE	: 08/Jul/2024 07:31PM
CLIENT CODE.	: KOS DIAGNOSTIC LAB		
CLIENT ADDRESS	: 6349/1, NICHOLSON ROAD, AMBALA CANTT		

Test Name	Value	Unit	Biological Reference interval
-----------	-------	------	-------------------------------

HAEMATOLOGY

HAEMOGLOBIN (HB)

HAEMOGLOBIN (HB) by CALORIMETRIC	10.3 ^L	gm/dL	12.0 - 16.0
--	-------------------	-------	-------------

INTERPRETATION:-

Hemoglobin is the protein molecule in red blood cells that carries oxygen from the lungs to the bodys tissues and returns carbon dioxide from the tissues back to the lungs.

A low hemoglobin level is referred to as ANEMIA or low red blood count.

ANEMIA (DECREASED HAEMOGLOBIN):


- 1) Loss of blood (traumatic injury, surgery, bleeding, colon cancer or stomach ulcer)
- 2) Nutritional deficiency (iron, vitamin B12, folate)
- 3) Bone marrow problems (replacement of bone marrow by cancer)
- 4) Suppression by red blood cell synthesis by chemotherapy drugs
- 5) Kidney failure
- 6) Abnormal hemoglobin structure (sickle cell anemia or thalassemia).


POLYCYTHEMIA (INCREASED HAEMOGLOBIN):

- 1) People in higher altitudes (Physiological)
- 2) Smoking (Secondary Polycythemia)
- 3) Dehydration produces a falsely rise in hemoglobin due to increased haemoconcentration
- 4) Advanced lung disease (for example, emphysema)
- 5) Certain tumors
- 6) A disorder of the bone marrow known as polycythemia rubra vera,
- 7) Abuse of the drug erythropoietin (Epogen) by athletes for blood doping purposes (increasing the amount of oxygen available to the body by chemically raising the production of red blood cells).

NOTE: TEST CONDUCTED ON EDTA WHOLE BLOOD




DR.VINAY CHOPRA
 CONSULTANT PATHOLOGIST
 MBBS, MD (PATHOLOGY & MICROBIOLOGY)


DR.YUGAM CHOPRA
 CONSULTANT PATHOLOGIST
 MBBS , MD (PATHOLOGY)



Dr. Vinay Chopra
MD (Pathology & Microbiology)
Chairman & Consultant Pathologist

Dr. Yugam Chopra
MD (Pathology)
CEO & Consultant Pathologist

NAME : Miss. DAMINI
AGE/ GENDER : 24 YRS/FEMALE
COLLECTED BY :
REFERRED BY :
BARCODE NO. : 01512769
CLIENT CODE. : KOS DIAGNOSTIC LAB
CLIENT ADDRESS : 6349/1, NICHOLSON ROAD, AMBALA CANTT

PATIENT ID : 1542589
REG. NO./LAB NO. : 012407080061
REGISTRATION DATE : 08/Jul/2024 06:49 PM
COLLECTION DATE : 08/Jul/2024 07:20PM
REPORTING DATE : 08/Jul/2024 07:56PM

Test Name	Value	Unit	Biological Reference interval
-----------	-------	------	-------------------------------

CLINICAL CHEMISTRY/BIOCHEMISTRY

LIVER FUNCTION TEST (COMPLETE)

BILIRUBIN TOTAL: SERUM by DIAZOTIZATION, SPECTROPHOTOMETRY	0.54	mg/dL	INFANT: 0.20 - 8.00 ADULT: 0.00 - 1.20
BILIRUBIN DIRECT (CONJUGATED): SERUM by DIAZO MODIFIED, SPECTROPHOTOMETRY	0.22	mg/dL	0.00 - 0.40
BILIRUBIN INDIRECT (UNCONJUGATED): SERUM by CALCULATED, SPECTROPHOTOMETRY	0.32	mg/dL	0.10 - 1.00
SGOT/AST: SERUM by IFCC, WITHOUT PYRIDOXAL PHOSPHATE	24.9	U/L	7.00 - 45.00
SGPT/ALT: SERUM by IFCC, WITHOUT PYRIDOXAL PHOSPHATE	29.5	U/L	0.00 - 49.00
AST/ALT RATIO: SERUM by CALCULATED, SPECTROPHOTOMETRY	0.84	RATIO	0.00 - 46.00
ALKALINE PHOSPHATASE: SERUM by PARA NITROPHENYL PHOSPHATASE BY AMINO METHYL PROPANOL	83.33	U/L	40.0 - 130.0
GAMMA GLUTAMYL TRANSFERASE (GGT): SERUM by SZASZ, SPECTROPHOTOMETRY	32.43	U/L	0.00 - 55.0
TOTAL PROTEINS: SERUM by BIURET, SPECTROPHOTOMETRY	7.31	gm/dL	6.20 - 8.00
ALBUMIN: SERUM by BROMOCRESOL GREEN	4.17	gm/dL	3.50 - 5.50
GLOBULIN: SERUM by CALCULATED, SPECTROPHOTOMETRY	3.14	gm/dL	2.30 - 3.50
A : G RATIO: SERUM by CALCULATED, SPECTROPHOTOMETRY	1.33	RATIO	1.00 - 2.00

INTERPRETATION

NOTE:- To be correlated in individuals having SGOT and SGPT values higher than Normal Reference Range.

USE:- Differential diagnosis of diseases of hepatobiliary system and pancreas.

INCREASED:

DRUG HEPATOTOXICITY	> 2
ALCOHOLIC HEPATITIS	> 2 (Highly Suggestive)
CIRRHOSIS	1.4 - 2.0



DR.VINAY CHOPRA
CONSULTANT PATHOLOGIST
MBBS, MD (PATHOLOGY & MICROBIOLOGY)

DR.YUGAM CHOPRA
CONSULTANT PATHOLOGIST
MBBS, MD (PATHOLOGY)



Dr. Vinay Chopra
 MD (Pathology & Microbiology)
 Chairman & Consultant Pathologist

Dr. Yugam Chopra
 MD (Pathology)
 CEO & Consultant Pathologist

NAME	: Miss. DAMINI	PATIENT ID	: 1542589
AGE/ GENDER	: 24 YRS/FEMALE	REG. NO./LAB NO.	: 012407080061
COLLECTED BY	:	REGISTRATION DATE	: 08/Jul/2024 06:49 PM
REFERRED BY	:	COLLECTION DATE	: 08/Jul/2024 07:20PM
BARCODE NO.	: 01512769	REPORTING DATE	: 08/Jul/2024 07:56PM
CLIENT CODE.	: KOS DIAGNOSTIC LAB		
CLIENT ADDRESS	: 6349/1, NICHOLSON ROAD, AMBALA CANTT		

Test Name	Value	Unit	Biological Reference interval
INTRAHEPATIC CHOLESTATIS	> 1.5		
HEPATOCELLULAR CARCINOMA & CHRONIC HEPATITIS	> 1.3 (Slightly Increased)		

DECREASED:


1. Acute Hepatitis due to virus, drugs, toxins (with AST increased 3 to 10 times upper limit of normal)
2. Extra Hepatic cholestasis: 0.8 (normal or slightly decreased).


PROGNOSTIC SIGNIFICANCE:

NORMAL	< 0.65
GOOD PROGNOSTIC SIGN	0.3 - 0.6
POOR PROGNOSTIC SIGN	1.2 - 1.6

*** End Of Report ***




DR.VINAY CHOPRA
 CONSULTANT PATHOLOGIST
 MBBS, MD (PATHOLOGY & MICROBIOLOGY)


DR.YUGAM CHOPRA
 CONSULTANT PATHOLOGIST
 MBBS, MD (PATHOLOGY)

