

Dr. Vinay Chopra
MD (Pathology & Microbiology)
Chairman & Consultant Pathologist

Dr. Yugam Chopra
MD (Pathology)
CEO & Consultant Pathologist

NAME	: Mr. SHASHANK GUPTA	PATIENT ID	: 1544283
AGE/ GENDER	: 27 YRS/MALE	REG. NO./LAB NO.	: 012407100036
COLLECTED BY	:	REGISTRATION DATE	: 10/Jul/2024 11:32 AM
REFERRED BY	:	COLLECTION DATE	: 10/Jul/2024 11:33AM
BARCODE NO.	: 01512864	REPORTING DATE	: 16/Jul/2024 04:53PM
CLIENT CODE.	: KOS DIAGNOSTIC LAB		
CLIENT ADDRESS	: 6349/1, NICHOLSON ROAD, AMBALA CANTT		

HISTOPATHOLOGY

HISTOPATHOLOGY/BIOPSY SPECIMEN (MEDIUM)

TEST NAME:

HISTOPATHOLOGY/BIOPSY SPECIMEN

CLINICAL HISTORY (IF ANY):

SPECIMEN INFORMATION/RECEIVED:

Gastric antrum biopsy


GROSS EXAMINATION:


1. Received (in formalin) two whitish soft tissue fragments, aggregate measuring 0.3x0.2x0.2 cm.
2. Entire tissue is submitted for processing in 1 cassette.

MICROSCOPIC EXAMINATION:

- Sections examined show a gastric antral mucosal fragment and a body-antrum junction mucosal fragment.
- There is minimal chronic lympho-plasmacytic inflammatory infiltrate in superficial lamina propria.
- No neutrophilic activity is present.
- No atrophy is noted.
- There is no evidence of granuloma, intestinal metaplasia, dysplasia or malignancy.
- No Helicobacter pylori-like organism is identified in this biopsy.




DR. VINAY CHOPRA
CONSULTANT PATHOLOGIST
MBBS, MD (PATHOLOGY & MICROBIOLOGY)


DR. YUGAM CHOPRA
CONSULTANT PATHOLOGIST
MBBS, MD (PATHOLOGY)



Dr. Vinay Chopra
MD (Pathology & Microbiology)
Chairman & Consultant Pathologist

Dr. Yugam Chopra
MD (Pathology)
CEO & Consultant Pathologist

NAME	: Mr. SHASHANK GUPTA	PATIENT ID	: 1544283
AGE/ GENDER	: 27 YRS/MALE	REG. NO./LAB NO.	: 012407100036
COLLECTED BY	:	REGISTRATION DATE	: 10/Jul/2024 11:32 AM
REFERRED BY	:	COLLECTION DATE	: 10/Jul/2024 11:33AM
BARCODE NO.	: 01512864	REPORTING DATE	: 16/Jul/2024 04:53PM
CLIENT CODE.	: KOS DIAGNOSTIC LAB		
CLIENT ADDRESS	: 6349/1, NICHOLSON ROAD, AMBALA CANTT		


INTERPRETATION/RESULT:


Please refer to microscopic description above.

Remarks: Recommended correlation with clinical, endoscopic and H. pylori serological investigation findings

*** End Of Report ***




DR. VINAY CHOPRA
CONSULTANT PATHOLOGIST
MBBS, MD (PATHOLOGY & MICROBIOLOGY)


DR. YUGAM CHOPRA
CONSULTANT PATHOLOGIST
MBBS, MD (PATHOLOGY)

