

Dr. Vinay Chopra  
MD (Pathology & Microbiology)  
Chairman & Consultant Pathologist

Dr. Yugam Chopra  
MD (Pathology)  
CEO & Consultant Pathologist

NAME : Mr. SUNIL KUMAR  
AGE/ GENDER : 35 YRS/MALE  
COLLECTED BY :  
REFERRED BY :  
BARCODE NO. : 01513008  
CLIENT CODE. : KOS DIAGNOSTIC LAB  
CLIENT ADDRESS : 6349/1, NICHOLSON ROAD, AMBALA CANTT

PATIENT ID : 1547278  
REG. NO./LAB NO. : 012407120060  
REGISTRATION DATE : 12/Jul/2024 07:32 PM  
COLLECTION DATE : 12/Jul/2024 07:33 PM  
REPORTING DATE : 13/Jul/2024 04:35 PM

Test Name	Value	Unit	Biological Reference interval
-----------	-------	------	-------------------------------

CLINICAL PATHOLOGY

PLEURAL FLUID EXAMINATION

TYPE OF SAMPLE	PLEURAL FLUID		
<u>MACROSCOPIC EXAMINATION</u>			
VOLUME	20	ML	
COLOUR	REDDISH		PALE YELLOW
APPEARANCE	HAZY		CLEAR
COAGULUM	NOT SEEN		NOT SEEN
BLOOD	+++		NEGATIVE (-ve)
<u>CHEMICAL ANALYSIS</u>			
PROTEINS	3.91	gm/dL	
by SPECTROPHOTOMETRY			
GLUCOSE	76.34	mg/dL	0
by SPECTROPHOTOMETRY			
<u>CYTOLOGY</u>			
TOTAL LEUCOCYTE COUNT (TLC)	560 cells	/cmm	
by MICROSCOPY			
LYMPHOCYTES	Mainly lymphocytes.	%	
by MICROSCOPY			



DR.VINAY CHOPRA  
CONSULTANT PATHOLOGIST  
MBBS, MD (PATHOLOGY & MICROBIOLOGY)

DR.YUGAM CHOPRA  
CONSULTANT PATHOLOGIST  
MBBS, MD (PATHOLOGY)



Dr. Vinay Chopra  
 MD (Pathology & Microbiology)  
 Chairman & Consultant Pathologist

Dr. Yugam Chopra  
 MD (Pathology)  
 CEO & Consultant Pathologist

<b>NAME</b>	: Mr. SUNIL KUMAR	<b>PATIENT ID</b>	: 1547278
<b>AGE/ GENDER</b>	: 35 YRS/MALE	<b>REG. NO./LAB NO.</b>	: 012407120060
<b>COLLECTED BY</b>	:	<b>REGISTRATION DATE</b>	: 12/Jul/2024 07:32 PM
<b>REFERRED BY</b>	:	<b>COLLECTION DATE</b>	: 12/Jul/2024 07:33PM
<b>BARCODE NO.</b>	: 01513008	<b>REPORTING DATE</b>	: 13/Jul/2024 04:38PM
<b>CLIENT CODE.</b>	: KOS DIAGNOSTIC LAB		
<b>CLIENT ADDRESS</b>	: 6349/1, NICHOLSON ROAD, AMBALA CANTT		

## CYTOLOGY

CYTOLOGY/CYTOLOGY EXAMINATION BODY FLUIDS/CYTOLOGY FOR MALIGNANT CELLS

**TEST NAME:**  
**CYTOLOGY**

**CLINICAL HISTORY (IF ANY):**

**SITE:**  
 PLEURAL FLUID

**NATURE/APPEARANCE OF SPECIMEN :**  
 HAEMORRHAGIC

**MICROSCOPIC EXAMINATION:**  
 Smear show blood & a few inflammatory cells consisting of mainly lymphocytes.No malignant cells appreciated.

**INTERPRETATION/RESULT:**  
 Suggestive of Hemothorax.Correlate clinically.



  
 DR.VINAY CHOPRA  
 CONSULTANT PATHOLOGIST  
 MBBS, MD (PATHOLOGY & MICROBIOLOGY)

  
 DR.YUGAM CHOPRA  
 CONSULTANT PATHOLOGIST  
 MBBS, MD (PATHOLOGY)





Dr. Vinay Chopra  
 MD (Pathology & Microbiology)  
 Chairman & Consultant Pathologist

Dr. Yugam Chopra  
 MD (Pathology)  
 CEO & Consultant Pathologist

<b>NAME</b>	: Mr. SUNIL KUMAR	<b>PATIENT ID</b>	: 1547278
<b>AGE/ GENDER</b>	: 35 YRS/MALE	<b>REG. NO./LAB NO.</b>	: 012407120060
<b>COLLECTED BY</b>	:	<b>REGISTRATION DATE</b>	: 12/Jul/2024 07:32 PM
<b>REFERRED BY</b>	:	<b>COLLECTION DATE</b>	: 12/Jul/2024 07:33PM
<b>BARCODE NO.</b>	: 01513008	<b>REPORTING DATE</b>	: 13/Jul/2024 04:38PM
<b>CLIENT CODE.</b>	: KOS DIAGNOSTIC LAB		
<b>CLIENT ADDRESS</b>	: 6349/1, NICHOLSON ROAD, AMBALA CANTT		



  
 DR.VINAY CHOPRA  
 CONSULTANT PATHOLOGIST  
 MBBS, MD (PATHOLOGY & MICROBIOLOGY)

  
 DR.YUGAM CHOPRA  
 CONSULTANT PATHOLOGIST  
 MBBS, MD (PATHOLOGY)



Dr. Vinay Chopra  
 MD (Pathology & Microbiology)  
 Chairman & Consultant Pathologist

Dr. Yugam Chopra  
 MD (Pathology)  
 CEO & Consultant Pathologist

<b>NAME</b>	: Mr. SUNIL KUMAR	<b>PATIENT ID</b>	: 1547278
<b>AGE/ GENDER</b>	: 35 YRS/MALE	<b>REG. NO./LAB NO.</b>	: 012407120060
<b>COLLECTED BY</b>	:	<b>REGISTRATION DATE</b>	: 12/Jul/2024 07:32 PM
<b>REFERRED BY</b>	:	<b>COLLECTION DATE</b>	: 12/Jul/2024 07:33PM
<b>BARCODE NO.</b>	: 01513008	<b>REPORTING DATE</b>	: 13/Jul/2024 04:38PM
<b>CLIENT CODE.</b>	: KOS DIAGNOSTIC LAB		
<b>CLIENT ADDRESS</b>	: 6349/1, NICHOLSON ROAD, AMBALA CANTT		

## MICROBIOLOGY

### ACID FAST BACILLI (AFB)/ZEIHL-NEELSEN (Z-N) STAIN EXAMINATION

#### TEST NAME:

**ACID FAST BACILLI (AFB)/ZEIHL-NEELSEN (Z-N) STAIN EXAMINATION**

#### CLINICAL HISTORY (IF ANY):

-----

#### NATURE OF SPECIMEN:

PLEURAL FLUID

#### MICROSCOPIC EXAMINATION :

Smear show a few inflammatory cells.

#### ZEIHL NEELSEN (Z.N) STAIN FOR ACID FAST BACILLI:

No acid fast bacilli seen in Z.N stained smear.

#### IMPRESSION:

Negative for AFB ( Acid fast bacilli ).





DR.VINAY CHOPRA  
 CONSULTANT PATHOLOGIST  
 MBBS, MD (PATHOLOGY & MICROBIOLOGY)



DR.YUGAM CHOPRA  
 CONSULTANT PATHOLOGIST  
 MBBS, MD (PATHOLOGY)




**Dr. Vinay Chopra**  
 MD (Pathology & Microbiology)  
 Chairman & Consultant Pathologist


**Dr. Yugam Chopra**  
 MD (Pathology)  
 CEO & Consultant Pathologist

<b>NAME</b>	: Mr. SUNIL KUMAR	<b>PATIENT ID</b>	: 1547278
<b>AGE/ GENDER</b>	: 35 YRS/MALE	<b>REG. NO./LAB NO.</b>	: 012407120060
<b>COLLECTED BY</b>	:	<b>REGISTRATION DATE</b>	: 12/Jul/2024 07:32 PM
<b>REFERRED BY</b>	:	<b>COLLECTION DATE</b>	: 12/Jul/2024 07:33PM
<b>BARCODE NO.</b>	: 01513008	<b>REPORTING DATE</b>	: 13/Jul/2024 04:38PM
<b>CLIENT CODE.</b>	: KOS DIAGNOSTIC LAB		
<b>CLIENT ADDRESS</b>	: 6349/1, NICHOLSON ROAD, AMBALA CANTT		

\*\*\* End Of Report \*\*\*



  
**DR.VINAY CHOPRA**  
 CONSULTANT PATHOLOGIST  
 MBBS, MD (PATHOLOGY & MICROBIOLOGY)

  
**DR.YUGAM CHOPRA**  
 CONSULTANT PATHOLOGIST  
 MBBS, MD (PATHOLOGY)

