

Dr. Vinay Chopra
 MD (Pathology & Microbiology)
 Chairman & Consultant Pathologist

Dr. Yugam Chopra
 MD (Pathology)
 CEO & Consultant Pathologist


| | | | |
|-----------------------|--|--------------------------|------------------------|
| NAME | : Mrs. KEROSTHA | PATIENT ID | : 1552964 |
| AGE/ GENDER | : 39 YRS/FEMALE | REG. NO./LAB NO. | : 012407180038 |
| COLLECTED BY | : | REGISTRATION DATE | : 18/Jul/2024 01:01 PM |
| REFERRED BY | : LOOMBA HOSPITAL (AMBALA CANTT) | COLLECTION DATE | : 18/Jul/2024 01:09PM |
| BARCODE NO. | : 01513378 | REPORTING DATE | : 19/Jul/2024 10:21AM |
| CLIENT CODE. | : KOS DIAGNOSTIC LAB | | |
| CLIENT ADDRESS | : 6349/1, NICHOLSON ROAD, AMBALA CANTT | | |


CYTOLOGY

PAP SMEAR BY LIQUID BASED CYTOLOGY

| | |
|------------------------------------|--|
| TEST NAME: | PAP SMEAR BY LIQUID BASED CYTOLOGY |
| SPECIMEN: | CERVICAL/VAGINAL CYTOLOGY (THIN PREPARATION) |
| CLINICAL HISTORY (IF ANY):- | |
| MICROSCOPIC EXAMINATION: | BY BETHESDA SYSTEM TERMINOLOGY, 2001 |
| (A) Statement of adequacy: | Adequate |
| (B) Microscopy: | Smear show superficial & intermediate squamous cells& scanty inflammatory cells in the background. |
| (C)Organism(If any): | NIL |
| (D)Endocervical cells: | NIL |
| (E)Koilocytotic cells: | |
| (F)Dysplastic cells: | |
| (G)Malignant cells: | |
| GENERAL CATEGORIZATION: | |
| IMPRESSION: | Negative for intra-epithelial lesion or malignancy. |
| ADVISED: | |




 DR.VINAY CHOPRA
 CONSULTANT PATHOLOGIST
 MBBS, MD (PATHOLOGY & MICROBIOLOGY)


 DR.YUGAM CHOPRA
 CONSULTANT PATHOLOGIST
 MBBS, MD (PATHOLOGY)



Dr. Vinay Chopra
 MD (Pathology & Microbiology)
 Chairman & Consultant Pathologist

Dr. Yugam Chopra
 MD (Pathology)
 CEO & Consultant Pathologist


| | | | |
|-----------------------|--|--------------------------|------------------------|
| NAME | : Mrs. KEROSTHA | PATIENT ID | : 1552964 |
| AGE/ GENDER | : 39 YRS/FEMALE | REG. NO./LAB NO. | : 012407180038 |
| COLLECTED BY | : | REGISTRATION DATE | : 18/Jul/2024 01:01 PM |
| REFERRED BY | : LOOMBA HOSPITAL (AMBALA CANTT) | COLLECTION DATE | : 18/Jul/2024 01:09PM |
| BARCODE NO. | : 01513378 | REPORTING DATE | : 19/Jul/2024 10:21AM |
| CLIENT CODE. | : KOS DIAGNOSTIC LAB | | |
| CLIENT ADDRESS | : 6349/1, NICHOLSON ROAD, AMBALA CANTT | | |

DISCLAIMER : Gynecological cytology is a screening procedure subjected to both false positive and false negative results. It is most reliable when satisfactory sample is obtained on a regular and repetitive basis. Results must be interpreted in context of the history of the patient and current clinical information.

*** End Of Report ***




DR.VINAY CHOPRA
 CONSULTANT PATHOLOGIST
 MBBS, MD (PATHOLOGY & MICROBIOLOGY)


DR.YUGAM CHOPRA
 CONSULTANT PATHOLOGIST
 MBBS, MD (PATHOLOGY)

