

Dr. Vinay Chopra
MD (Pathology & Microbiology)
Chairman & Consultant Pathologist

Dr. Yugam Chopra
MD (Pathology)
CEO & Consultant Pathologist

NAME : Mr. K.K CHONA
AGE/ GENDER : 82 YRS/MALE
COLLECTED BY : SURJESH
REFERRED BY :
BARCODE NO. : 01513609
CLIENT CODE. : KOS DIAGNOSTIC LAB
CLIENT ADDRESS : 6349/1, NICHOLSON ROAD, AMBALA CANTT

PATIENT ID : 1556483
REG. NO./LAB NO. : 012407220030
REGISTRATION DATE : 22/Jul/2024 11:02 AM
COLLECTION DATE : 22/Jul/2024 11:03AM
REPORTING DATE : 22/Jul/2024 11:20AM

Test Name	Value	Unit	Biological Reference interval
-----------	-------	------	-------------------------------

HAEMATOLOGY

COMPLETE BLOOD COUNT (CBC)

RED BLOOD CELLS (RBCS) COUNT AND INDICES

HAEMOGLOBIN (HB) by CALORIMETRIC	9.9 ^L	gm/dL	12.0 - 17.0
RED BLOOD CELL (RBC) COUNT by HYDRO DYNAMIC FOCUSING, ELECTRICAL IMPEDENCE	3.23 ^L	Millions/cmm	3.50 - 5.00
PACKED CELL VOLUME (PCV) by CALCULATED BY AUTOMATED HEMATOLOGY ANALYZER	31.9 ^L	%	40.0 - 54.0
MEAN CORPUSCULAR VOLUME (MCV) by CALCULATED BY AUTOMATED HEMATOLOGY ANALYZER	98.8	fL	80.0 - 100.0
MEAN CORPUSCULAR HAEMOGLOBIN (MCH) by CALCULATED BY AUTOMATED HEMATOLOGY ANALYZER	30.8	pg	27.0 - 34.0
MEAN CORPUSCULAR HEMOGLOBIN CONC. (MCHC) by CALCULATED BY AUTOMATED HEMATOLOGY ANALYZER	31.1 ^L	g/dL	32.0 - 36.0
RED CELL DISTRIBUTION WIDTH (RDW-CV) by CALCULATED BY AUTOMATED HEMATOLOGY ANALYZER	14	%	11.00 - 16.00
RED CELL DISTRIBUTION WIDTH (RDW-SD) by CALCULATED BY AUTOMATED HEMATOLOGY ANALYZER	51.2	fL	35.0 - 56.0
MENTZERS INDEX by CALCULATED	30.59	RATIO	BETA THALASSEMIA TRAIT: < 13.0 IRON DEFICIENCY ANEMIA: >13.0
GREEN & KING INDEX by CALCULATED	43.03	RATIO	BETA THALASSEMIA TRAIT: < = 65.0 IRON DEFICIENCY ANEMIA: > 65.0

WHITE BLOOD CELLS (WBCS)

TOTAL LEUCOCYTE COUNT (TLC) by FLOW CYTOMETRY BY SF CUBE & MICROSCOPY	11290 ^H	/cmm	4000 - 11000
NUCLEATED RED BLOOD CELLS (nRBCS) by CALCULATED BY AUTOMATED HEMATOLOGY ANALYZER & MICROSCOPY	NIL		0.00 - 20.00
NUCLEATED RED BLOOD CELLS (nRBCS) % by CALCULATED BY AUTOMATED HEMATOLOGY ANALYZER & MICROSCOPY	NIL	%	< 10 %

DIFFERENTIAL LEUCOCYTE COUNT (DLC)



DR. VINAY CHOPRA
CONSULTANT PATHOLOGIST
MBBS, MD (PATHOLOGY & MICROBIOLOGY)

DR. YUGAM CHOPRA
CONSULTANT PATHOLOGIST
MBBS, MD (PATHOLOGY)



Dr. Vinay Chopra
 MD (Pathology & Microbiology)
 Chairman & Consultant Pathologist

Dr. Yugam Chopra
 MD (Pathology)
 CEO & Consultant Pathologist

NAME	: Mr. K.K CHONA	PATIENT ID	: 1556483
AGE/ GENDER	: 82 YRS/MALE	REG. NO./LAB NO.	: 012407220030
COLLECTED BY	: SURJESH	REGISTRATION DATE	: 22/Jul/2024 11:02 AM
REFERRED BY	:	COLLECTION DATE	: 22/Jul/2024 11:03 AM
BARCODE NO.	: 01513609	REPORTING DATE	: 22/Jul/2024 11:20 AM
CLIENT CODE.	: KOS DIAGNOSTIC LAB		
CLIENT ADDRESS	: 6349/1, NICHOLSON ROAD, AMBALA CANTT		

Test Name	Value	Unit	Biological Reference interval
NEUTROPHILS <i>by FLOW CYTOMETRY BY SF CUBE & MICROSCOPY</i>	48 ^L	%	50 - 70
LYMPHOCYTES <i>by FLOW CYTOMETRY BY SF CUBE & MICROSCOPY</i>	43 ^H	%	20 - 40
EOSINOPHILS <i>by FLOW CYTOMETRY BY SF CUBE & MICROSCOPY</i>	1	%	1 - 6
MONOCYTES <i>by FLOW CYTOMETRY BY SF CUBE & MICROSCOPY</i>	8	%	2 - 12
BASOPHILS <i>by FLOW CYTOMETRY BY SF CUBE & MICROSCOPY</i>	0	%	0 - 1
<u>ABSOLUTE LEUKOCYTES (WBC) COUNT</u>			
ABSOLUTE NEUTROPHIL COUNT <i>by FLOW CYTOMETRY BY SF CUBE & MICROSCOPY</i>	5419	/cmm	2000 - 7500
ABSOLUTE LYMPHOCYTE COUNT <i>by FLOW CYTOMETRY BY SF CUBE & MICROSCOPY</i>	4855	/cmm	800 - 4900
ABSOLUTE EOSINOPHIL COUNT <i>by FLOW CYTOMETRY BY SF CUBE & MICROSCOPY</i>	113	/cmm	40 - 440
ABSOLUTE MONOCYTE COUNT <i>by FLOW CYTOMETRY BY SF CUBE & MICROSCOPY</i>	903 ^H	/cmm	80 - 880
ABSOLUTE BASOPHIL COUNT <i>by FLOW CYTOMETRY BY SF CUBE & MICROSCOPY</i>	0	/cmm	0 - 110
<u>PLATELETS AND OTHER PLATELET PREDICTIVE MARKERS.</u>			
PLATELET COUNT (PLT) <i>by HYDRO DYNAMIC FOCUSING, ELECTRICAL IMPEDENCE</i>	174000	/cmm	150000 - 450000
PLATELET CRIT (PCT) <i>by HYDRO DYNAMIC FOCUSING, ELECTRICAL IMPEDENCE</i>	0.25	%	0.10 - 0.36
MEAN PLATELET VOLUME (MPV) <i>by HYDRO DYNAMIC FOCUSING, ELECTRICAL IMPEDENCE</i>	14 ^H	fL	6.50 - 12.0
PLATELET LARGE CELL COUNT (P-LCC) <i>by HYDRO DYNAMIC FOCUSING, ELECTRICAL IMPEDENCE</i>	98000 ^H	/cmm	30000 - 90000
PLATELET LARGE CELL RATIO (P-LCR) <i>by HYDRO DYNAMIC FOCUSING, ELECTRICAL IMPEDENCE</i>	56.1 ^H	%	11.0 - 45.0
PLATELET DISTRIBUTION WIDTH (PDW) <i>by HYDRO DYNAMIC FOCUSING, ELECTRICAL IMPEDENCE</i>	16.7	%	15.0 - 17.0

NOTE: TEST CONDUCTED ON EDTA WHOLE BLOOD




DR. VINAY CHOPRA
 CONSULTANT PATHOLOGIST
 MBBS, MD (PATHOLOGY & MICROBIOLOGY)


DR. YUGAM CHOPRA
 CONSULTANT PATHOLOGIST
 MBBS, MD (PATHOLOGY)



Dr. Vinay Chopra
MD (Pathology & Microbiology)
Chairman & Consultant Pathologist

Dr. Yugam Chopra
MD (Pathology)
CEO & Consultant Pathologist

NAME : Mr. K.K CHONA
AGE/ GENDER : 82 YRS/MALE
COLLECTED BY : SURJESH
REFERRED BY :
BARCODE NO. : 01513609
CLIENT CODE. : KOS DIAGNOSTIC LAB
CLIENT ADDRESS : 6349/1, NICHOLSON ROAD, AMBALA CANTT

PATIENT ID : 1556483
REG. NO./LAB NO. : 012407220030
REGISTRATION DATE : 22/Jul/2024 11:02 AM
COLLECTION DATE : 22/Jul/2024 11:03AM
REPORTING DATE : 22/Jul/2024 11:50AM

Test Name	Value	Unit	Biological Reference interval
-----------	-------	------	-------------------------------

CLINICAL CHEMISTRY/BIOCHEMISTRY

UREA

UREA: SERUM by UREASE - GLUTAMATE DEHYDROGENASE (GLDH)	18.12	mg/dL	10.00 - 50.00
---	-------	-------	---------------



DR.VINAY CHOPRA
CONSULTANT PATHOLOGIST
MBBS, MD (PATHOLOGY & MICROBIOLOGY)

DR.YUGAM CHOPRA
CONSULTANT PATHOLOGIST
MBBS, MD (PATHOLOGY)



Dr. Vinay Chopra
 MD (Pathology & Microbiology)
 Chairman & Consultant Pathologist


Dr. Yugam Chopra
 MD (Pathology)
 CEO & Consultant Pathologist

NAME	: Mr. K.K CHONA	PATIENT ID	: 1556483
AGE/ GENDER	: 82 YRS/MALE	REG. NO./LAB NO.	: 012407220030
COLLECTED BY	: SURJESH	REGISTRATION DATE	: 22/Jul/2024 11:02 AM
REFERRED BY	:	COLLECTION DATE	: 22/Jul/2024 11:03AM
BARCODE NO.	: 01513609	REPORTING DATE	: 22/Jul/2024 11:50AM
CLIENT CODE.	: KOS DIAGNOSTIC LAB		
CLIENT ADDRESS	: 6349/1, NICHOLSON ROAD, AMBALA CANTT		

Test Name	Value	Unit	Biological Reference interval
CREATININE			
CREATININE: SERUM by ENZYMATIC, SPECTROPHOTOMETRY	1.05	mg/dL	0.40 - 1.40




 DR.VINAY CHOPRA
 CONSULTANT PATHOLOGIST
 MBBS, MD (PATHOLOGY & MICROBIOLOGY)


 DR.YUGAM CHOPRA
 CONSULTANT PATHOLOGIST
 MBBS, MD (PATHOLOGY)



Dr. Vinay Chopra
 MD (Pathology & Microbiology)
 Chairman & Consultant Pathologist

Dr. Yugam Chopra
 MD (Pathology)
 CEO & Consultant Pathologist

NAME	: Mr. K.K CHONA	PATIENT ID	: 1556483
AGE/ GENDER	: 82 YRS/MALE	REG. NO./LAB NO.	: 012407220030
COLLECTED BY	: SURJESH	REGISTRATION DATE	: 22/Jul/2024 11:02 AM
REFERRED BY	:	COLLECTION DATE	: 22/Jul/2024 11:03AM
BARCODE NO.	: 01513609	REPORTING DATE	: 22/Jul/2024 11:29AM
CLIENT CODE.	: KOS DIAGNOSTIC LAB		
CLIENT ADDRESS	: 6349/1, NICHOLSON ROAD, AMBALA CANTT		

Test Name	Value	Unit	Biological Reference interval
ELECTROLYTES COMPLETE PROFILE			
SODIUM: SERUM <i>by ISE (ION SELECTIVE ELECTRODE)</i>	141	mmol/L	135.0 - 150.0
POTASSIUM: SERUM <i>by ISE (ION SELECTIVE ELECTRODE)</i>	4.35	mmol/L	3.50 - 5.00
CHLORIDE: SERUM <i>by ISE (ION SELECTIVE ELECTRODE)</i>	105.75	mmol/L	90.0 - 110.0

INTERPRETATION:-

SODIUM:-

Sodium is the major cation of extra-cellular fluid. Its primary function in the body is to chemically maintain osmotic pressure & acid base balance & to transmit nerve impulse.

HYPONATREMIA (LOW SODIUM LEVEL) CAUSES:-

1. Low sodium intake.
2. Sodium loss due to diarrhea & vomiting with adequate water and iadequate salt replacement.
3. Diuretics abuses.
4. Salt loosing nephropathy.
5. Metabolic acidosis.
6. Adrenocortical issuficiency .
7. Hepatic failure.

HYPERNATREMIA (INCREASED SODIUM LEVEL) CAUSES:-

1. Hyperapnea (Prolonged)
2. Diabetes insipidus
3. Diabetic acidosis
4. Cushings syndrome
5. Dehydration

POTASSIUM:-

Potassium is the major cation in the intracellular fluid. 90% of potassium is concentrated within the cells. When cells are damaged, potassium is released in the blood.

HYPOKALEMIA (LOW POTASSIUM LEVELS):-

1. Diarrhoea, vomiting & malabsorption.
2. Severe Burns.
3. Increased Secretions of Aldosterone

HYPERKALEMIA (INCREASED POTASSIUM LEVELS):-

1. Oliguria
2. Renal failure or Shock
3. Respiratory acidosis



Dr. Vinay Chopra

DR. VINAY CHOPRA
 CONSULTANT PATHOLOGIST
 MBBS, MD (PATHOLOGY & MICROBIOLOGY)

Dr. Yugam Chopra

DR. YUGAM CHOPRA
 CONSULTANT PATHOLOGIST
 MBBS, MD (PATHOLOGY)



Dr. Vinay Chopra
 MD (Pathology & Microbiology)
 Chairman & Consultant Pathologist

Dr. Yugam Chopra
 MD (Pathology)
 CEO & Consultant Pathologist

NAME	: Mr. K.K CHONA	PATIENT ID	: 1556483
AGE/ GENDER	: 82 YRS/MALE	REG. NO./LAB NO.	: 012407220030
COLLECTED BY	: SURJESH	REGISTRATION DATE	: 22/Jul/2024 11:02 AM
REFERRED BY	:	COLLECTION DATE	: 22/Jul/2024 11:03AM
BARCODE NO.	: 01513609	REPORTING DATE	: 22/Jul/2024 11:29AM
CLIENT CODE.	: KOS DIAGNOSTIC LAB		
CLIENT ADDRESS	: 6349/1, NICHOLSON ROAD, AMBALA CANTT		

Test Name	Value	Unit	Biological Reference interval
-----------	-------	------	-------------------------------

4.Hemolysis of blood




 DR.VINAY CHOPRA
 CONSULTANT PATHOLOGIST
 MBBS, MD (PATHOLOGY & MICROBIOLOGY)


 DR.YUGAM CHOPRA
 CONSULTANT PATHOLOGIST
 MBBS, MD (PATHOLOGY)



Dr. Vinay Chopra
 MD (Pathology & Microbiology)
 Chairman & Consultant Pathologist

Dr. Yugam Chopra
 MD (Pathology)
 CEO & Consultant Pathologist

NAME	: Mr. K.K CHONA	PATIENT ID	: 1556483
AGE/ GENDER	: 82 YRS/MALE	REG. NO./LAB NO.	: 012407220030
COLLECTED BY	: SURJESH	REGISTRATION DATE	: 22/Jul/2024 11:02 AM
REFERRED BY	:	COLLECTION DATE	: 22/Jul/2024 11:03AM
BARCODE NO.	: 01513609	REPORTING DATE	: 22/Jul/2024 11:31AM
CLIENT CODE.	: KOS DIAGNOSTIC LAB		
CLIENT ADDRESS	: 6349/1, NICHOLSON ROAD, AMBALA CANTT		

Test Name	Value	Unit	Biological Reference interval
-----------	-------	------	-------------------------------

CLINICAL PATHOLOGY

URINE ROUTINE & MICROSCOPIC EXAMINATION

PHYSICAL EXAMINATION


QUANTITY RECIEVED	10	ml	
by DIP STICK/REFLECTANCE SPECTROPHOTOMETRY			
COLOUR	AMBER YELLOW		PALE YELLOW
by DIP STICK/REFLECTANCE SPECTROPHOTOMETRY			
TRANSPARANCY	CLEAR		CLEAR
by DIP STICK/REFLECTANCE SPECTROPHOTOMETRY			
SPECIFIC GRAVITY	1.01		1.002 - 1.030
by DIP STICK/REFLECTANCE SPECTROPHOTOMETRY			


CHEMICAL EXAMINATION

REACTION	ACIDIC		
by DIP STICK/REFLECTANCE SPECTROPHOTOMETRY			
PROTEIN	Negative		NEGATIVE (-ve)
by DIP STICK/REFLECTANCE SPECTROPHOTOMETRY			
SUGAR	Negative		NEGATIVE (-ve)
by DIP STICK/REFLECTANCE SPECTROPHOTOMETRY			
pH	<=5.0		5.0 - 7.5
by DIP STICK/REFLECTANCE SPECTROPHOTOMETRY			
BILIRUBIN	Negative		NEGATIVE (-ve)
by DIP STICK/REFLECTANCE SPECTROPHOTOMETRY			
NITRITE	Negative		NEGATIVE (-ve)
by DIP STICK/REFLECTANCE SPECTROPHOTOMETRY.			
UROBILINOGEN	Normal	EU/dL	0.2 - 1.0
by DIP STICK/REFLECTANCE SPECTROPHOTOMETRY			
KETONE BODIES	Negative		NEGATIVE (-ve)
by DIP STICK/REFLECTANCE SPECTROPHOTOMETRY			
BLOOD	Negative		NEGATIVE (-ve)
by DIP STICK/REFLECTANCE SPECTROPHOTOMETRY			
ASCORBIC ACID	NEGATIVE (-ve)		NEGATIVE (-ve)
by DIP STICK/REFLECTANCE SPECTROPHOTOMETRY			

MICROSCOPIC EXAMINATION




DR.VINAY CHOPRA
 CONSULTANT PATHOLOGIST
 MBBS, MD (PATHOLOGY & MICROBIOLOGY)


DR.YUGAM CHOPRA
 CONSULTANT PATHOLOGIST
 MBBS, MD (PATHOLOGY)



Dr. Vinay Chopra
 MD (Pathology & Microbiology)
 Chairman & Consultant Pathologist

Dr. Yugam Chopra
 MD (Pathology)
 CEO & Consultant Pathologist

NAME	: Mr. K.K CHONA	PATIENT ID	: 1556483
AGE/ GENDER	: 82 YRS/MALE	REG. NO./LAB NO.	: 012407220030
COLLECTED BY	: SURJESH	REGISTRATION DATE	: 22/Jul/2024 11:02 AM
REFERRED BY	:	COLLECTION DATE	: 22/Jul/2024 11:03AM
BARCODE NO.	: 01513609	REPORTING DATE	: 22/Jul/2024 11:31AM
CLIENT CODE.	: KOS DIAGNOSTIC LAB		
CLIENT ADDRESS	: 6349/1, NICHOLSON ROAD, AMBALA CANTT		

Test Name	Value	Unit	Biological Reference interval
RED BLOOD CELLS (RBCs) <i>by MICROSCOPY ON CENTRIFUGED URINARY SEDIMENT</i>	NEGATIVE (-ve)	/HPF	0 - 3
PUS CELLS <i>by MICROSCOPY ON CENTRIFUGED URINARY SEDIMENT</i>	2-3	/HPF	0 - 5
EPITHELIAL CELLS <i>by MICROSCOPY ON CENTRIFUGED URINARY SEDIMENT</i>	1-2	/HPF	ABSENT
CRYSTALS <i>by MICROSCOPY ON CENTRIFUGED URINARY SEDIMENT</i>	NEGATIVE (-ve)		NEGATIVE (-ve)
CASTS <i>by MICROSCOPY ON CENTRIFUGED URINARY SEDIMENT</i>	NEGATIVE (-ve)		NEGATIVE (-ve)
BACTERIA <i>by MICROSCOPY ON CENTRIFUGED URINARY SEDIMENT</i>	NEGATIVE (-ve)		NEGATIVE (-ve)
OTHERS <i>by MICROSCOPY ON CENTRIFUGED URINARY SEDIMENT</i>	NEGATIVE (-ve)		NEGATIVE (-ve)
TRICHOMONAS VAGINALIS (PROTOZOA) <i>by MICROSCOPY ON CENTRIFUGED URINARY SEDIMENT</i>	ABSENT		ABSENT

*** End Of Report ***




DR.VINAY CHOPRA
 CONSULTANT PATHOLOGIST
 MBBS, MD (PATHOLOGY & MICROBIOLOGY)


DR.YUGAM CHOPRA
 CONSULTANT PATHOLOGIST
 MBBS, MD (PATHOLOGY)

