

Dr. Vinay Chopra
MD (Pathology & Microbiology)
Chairman & Consultant Pathologist

Dr. Yugam Chopra
MD (Pathology)
CEO & Consultant Pathologist

NAME : Mrs. SUNITA SABARWAL
AGE/ GENDER : 67 YRS/FEMALE
COLLECTED BY : SURJESH
REFERRED BY :
BARCODE NO. : 01513831
CLIENT CODE. : KOS DIAGNOSTIC LAB
CLIENT ADDRESS : 6349/1, NICHOLSON ROAD, AMBALA CANTT

PATIENT ID : 1561141
REG. NO./LAB NO. : 012407260019
REGISTRATION DATE : 26/Jul/2024 09:49 AM
COLLECTION DATE : 26/Jul/2024 10:00AM
REPORTING DATE : 26/Jul/2024 02:14PM

Test Name	Value	Unit	Biological Reference interval
-----------	-------	------	-------------------------------

CLINICAL CHEMISTRY/BIOCHEMISTRY

GLUCOSE FASTING (F) AND POST PRANDIAL (PP)

GLUCOSE FASTING (F): PLASMA by GLUCOSE OXIDASE - PEROXIDASE (GOD-POD)	101.14 ^H	mg/dL	NORMAL: < 100.0 PREDIABETIC: 100.0 - 125.0 DIABETIC: > OR = 126.0
GLUCOSE POST PRANDIAL (PP): PLASMA by GLUCOSE OXIDASE - PEROXIDASE (GOD-POD)	122.79	mg/dL	NORMAL: < 140.00 PREDIABETIC: 140.0 - 200.0 DIABETIC: > OR = 200.0

INTERPRETATION:

IN ACCORDANCE WITH AMERICAN DIABETES ASSOCIATION GUIDELINES:

1. A fasting plasma glucose below 100 mg/dL and post-prandial plasma glucose level below 140 mg/dl is considered normal.
2. A fasting plasma glucose level between 100 - 125 mg/dl and post-prandial plasma glucose level between 140 – 200 mg/dL is considered as glucose intolerant or pre diabetic. A fasting and post-prandial blood test (after consumption of 75 gms of glucose) is recommended for all such patients.
3. A fasting plasma glucose level of above 125 mg/dL and post-prandial plasma glucose level above 200 mg/dL is highly suggestive of diabetic state. A repeat post-prandial is strongly recommended for all such patients. A fasting plasma glucose level in excess of 125 mg/dl on both occasions is confirmatory for diabetic state.



DR. VINAY CHOPRA
CONSULTANT PATHOLOGIST
MBBS, MD (PATHOLOGY & MICROBIOLOGY)

DR. YUGAM CHOPRA
CONSULTANT PATHOLOGIST
MBBS, MD (PATHOLOGY)



Dr. Vinay Chopra
 MD (Pathology & Microbiology)
 Chairman & Consultant Pathologist

Dr. Yugam Chopra
 MD (Pathology)
 CEO & Consultant Pathologist

NAME	: Mrs. SUNITA SABARWAL	PATIENT ID	: 1561141
AGE/ GENDER	: 67 YRS/FEMALE	REG. NO./LAB NO.	: 012407260019
COLLECTED BY	: SURJESH	REGISTRATION DATE	: 26/Jul/2024 09:49 AM
REFERRED BY	:	COLLECTION DATE	: 26/Jul/2024 10:00AM
BARCODE NO.	: 01513831	REPORTING DATE	: 26/Jul/2024 11:17AM
CLIENT CODE.	: KOS DIAGNOSTIC LAB		
CLIENT ADDRESS	: 6349/1, NICHOLSON ROAD, AMBALA CANTT		

Test Name	Value	Unit	Biological Reference interval
CHOLESTEROL: SERUM			
CHOLESTEROL TOTAL: SERUM by CHOLESTEROL OXIDASE PAP	215.7 ^H	mg/dL	OPTIMAL: < 200.0 BORDERLINE HIGH: 200.0 - 239.0 HIGH CHOLESTEROL: > OR = 240.0

INTERPRETATION:

NATIONAL LIPID ASSOCIATION RECOMMENDATIONS (NLA-2014)	CHOLESTEROL IN ADULTS (mg/dL)	CHOLESTEROL IN ADULTS (mg/dL)
DESIRABLE	< 200.0	< 170.0
BORDERLINE HIGH	200.0 – 239.0	171.0 – 199.0
HIGH	>= 240.0	>= 200.0

NOTE:

- Measurements in the same patient can show physiological & analytical variations. Three serial samples 1 week apart are recommended for Total Cholesterol, Triglycerides, HDL & LDL Cholesterol.
- As per National Lipid association - 2014 guidelines, all adults above the age of 20 years should be screened for lipid status. Selective screening of children above the age of 2 years with a family history of premature cardiovascular disease or those with at least one parent with high total cholesterol is recommended.




DR. VINAY CHOPRA
 CONSULTANT PATHOLOGIST
 MBBS, MD (PATHOLOGY & MICROBIOLOGY)


DR. YUGAM CHOPRA
 CONSULTANT PATHOLOGIST
 MBBS, MD (PATHOLOGY)



Dr. Vinay Chopra
 MD (Pathology & Microbiology)
 Chairman & Consultant Pathologist

Dr. Yugam Chopra
 MD (Pathology)
 CEO & Consultant Pathologist

NAME	: Mrs. SUNITA SABARWAL	PATIENT ID	: 1561141
AGE/ GENDER	: 67 YRS/FEMALE	REG. NO./LAB NO.	: 012407260019
COLLECTED BY	: SURJESH	REGISTRATION DATE	: 26/Jul/2024 09:49 AM
REFERRED BY	:	COLLECTION DATE	: 26/Jul/2024 10:00AM
BARCODE NO.	: 01513831	REPORTING DATE	: 26/Jul/2024 11:17AM
CLIENT CODE.	: KOS DIAGNOSTIC LAB		
CLIENT ADDRESS	: 6349/1, NICHOLSON ROAD, AMBALA CANTT		

Test Name	Value	Unit	Biological Reference interval
-----------	-------	------	-------------------------------

URIC ACID

URIC ACID: SERUM	4.68	mg/dL	2.50 - 6.80
------------------	------	-------	-------------

by URICASE - OXIDASE PEROXIDASE

INTERPRETATION:-

1. GOUT occurs when high levels of Uric Acid in the blood cause crystals to form & accumulate around a joint.
 2. Uric Acid is the end product of purine metabolism. Uric acid is excreted to a large degree by the kidneys and to a smaller degree in the intestinal tract by microbial degradation.

INCREASED:-

(A).DUE TO INCREASED PRODUCTION:-

1. Idiopathic primary gout.
2. Excessive dietary purines (organ meats, legumes, anchovies, etc).
3. Cytolytic treatment of malignancies especially leukemias & lymphomas.
4. Polycythemia vera & myeloid metaplasia.
5. Psoriasis.
6. Sickle cell anaemia etc.

(B).DUE TO DECREASED EXCRETION (BY KIDNEYS)

1. Alcohol ingestion.
2. Thiazide diuretics.
3. Lactic acidosis.
4. Aspirin ingestion (less than 2 grams per day).
5. Diabetic ketoacidosis or starvation.
6. Renal failure due to any cause etc.

DECREASED:-


(A).DUE TO DIETARY DEFICIENCY


1. Dietary deficiency of Zinc, Iron and molybdenum.
2. Fanconi syndrome & Wilson's disease.
3. Multiple sclerosis.
4. Syndrome of inappropriate antidiuretic hormone (SIADH) secretion & low purine diet etc.

(B).DUE TO INCREASED EXCRETION

1. Drugs:-Probenecid, sulphinpyrazone, aspirin doses (more than 4 grams per day), corticosteroids and ACTH, anti-coagulants and estrogens etc.




DR. VINAY CHOPRA
 CONSULTANT PATHOLOGIST
 MBBS, MD (PATHOLOGY & MICROBIOLOGY)


DR. YUGAM CHOPRA
 CONSULTANT PATHOLOGIST
 MBBS, MD (PATHOLOGY)



Dr. Vinay Chopra
 MD (Pathology & Microbiology)
 Chairman & Consultant Pathologist

Dr. Yugam Chopra
 MD (Pathology)
 CEO & Consultant Pathologist

NAME	: Mrs. SUNITA SABARWAL	PATIENT ID	: 1561141
AGE/ GENDER	: 67 YRS/FEMALE	REG. NO./LAB NO.	: 012407260019
COLLECTED BY	: SURJESH	REGISTRATION DATE	: 26/Jul/2024 09:49 AM
REFERRED BY	:	COLLECTION DATE	: 26/Jul/2024 10:00AM
BARCODE NO.	: 01513831	REPORTING DATE	: 26/Jul/2024 11:17AM
CLIENT CODE.	: KOS DIAGNOSTIC LAB		
CLIENT ADDRESS	: 6349/1, NICHOLSON ROAD, AMBALA CANTT		

Test Name	Value	Unit	Biological Reference interval
-----------	-------	------	-------------------------------

ENDOCRINOLOGY

THYROID STIMULATING HORMONE (TSH)

THYROID STIMULATING HORMONE (TSH): SERUM 3.702 μ IU/mL 0.35 - 5.50

by CMIA (CHEMILUMINESCENT MICROPARTICLE IMMUNOASSAY)

3rd GENERATION, ULTRASENSITIVE

INTERPRETATION:

AGE	REFERENCE RANGE (μ IU/mL)
0 – 5 DAYS	0.70 – 15.20
6 Days – 2 Months	0.70 – 11.00
3 – 11 Months	0.70 – 8.40
1 – 5 Years	0.70 – 7.00
6 – 10 Years	0.60 – 5.50
11 - 15	0.50 – 5.50
> 20 Years (Adults)	0.27 – 5.50
PREGNANCY	
1st Trimester	0.10 - 3.00
2nd Trimester	0.20 - 3.00
3rd Trimester	0.30 - 4.10

NOTE:- TSH levels are subjected to circadian variation, reaching peak levels between 2-4 a.m and at a minimum between 6-10 pm. The variation is of the order of 50 %. Hence time of the day has influence on the measured serum TSH concentration.

USE:- TSH controls biosynthesis and release of thyroid hormones T4 & T3. It is a sensitive measure of thyroid function, especially useful in early or subclinical hypothyroidism, before the patient develops any clinical findings or goitre or any other thyroid function abnormality.

INCREASED LEVELS:

- 1.Primary or untreated hypothyroidism, may vary from 3 times to more than 100 times normal depending on degree of hypofunction.
- 2.Hypothyroid patients receiving insufficient thyroid replacement therapy.
- 3.Hashimotos thyroiditis.
- 4.DRUGS: Amphetamines, Iodine containing agents and dopamine antagonist.
- 5.Neonatal period, increase in 1st 2-3 days of life due to post-natal surge.

DECREASED LEVELS:

- 1.Toxic multi-nodular goitre & Thyroiditis.
- 2.Over replacement of thyroid hormone in treatment of hypothyroidism.
- 3.Autonomously functioning Thyroid adenoma
- 4.Secondary pituitary or hypothalamic hypothyroidism
- 5.Acute psychiatric illness
- 6.Severe dehydration.





DR.VINAY CHOPRA
 CONSULTANT PATHOLOGIST
 MBBS, MD (PATHOLOGY & MICROBIOLOGY)



DR.YUGAM CHOPRA
 CONSULTANT PATHOLOGIST
 MBBS, MD (PATHOLOGY)



Dr. Vinay Chopra
 MD (Pathology & Microbiology)
 Chairman & Consultant Pathologist

Dr. Yugam Chopra
 MD (Pathology)
 CEO & Consultant Pathologist

NAME	: Mrs. SUNITA SABARWAL	PATIENT ID	: 1561141
AGE/ GENDER	: 67 YRS/FEMALE	REG. NO./LAB NO.	: 012407260019
COLLECTED BY	: SURJESH	REGISTRATION DATE	: 26/Jul/2024 09:49 AM
REFERRED BY	:	COLLECTION DATE	: 26/Jul/2024 10:00AM
BARCODE NO.	: 01513831	REPORTING DATE	: 26/Jul/2024 11:17AM
CLIENT CODE.	: KOS DIAGNOSTIC LAB		
CLIENT ADDRESS	: 6349/1, NICHOLSON ROAD, AMBALA CANTT		

Test Name	Value	Unit	Biological Reference interval
-----------	-------	------	-------------------------------

7.DRUGS: Glucocorticoids, Dopamine, Levodopa, T4 replacement therapy, Anti-thyroid drugs for thyrotoxicosis.


8.Pregnancy: 1st and 2nd Trimester


LIMITATIONS:

- 1.TSH may be normal in central hypothyroidism, recent rapid correction of hyperthyroidism or hypothyroidism, pregnancy, phenytoin therapy.
- 2.Autoimmune disorders may produce spurious results.

*** End Of Report ***




DR.VINAY CHOPRA
 CONSULTANT PATHOLOGIST
 MBBS, MD (PATHOLOGY & MICROBIOLOGY)


DR.YUGAM CHOPRA
 CONSULTANT PATHOLOGIST
 MBBS, MD (PATHOLOGY)

