

Dr. Vinay Chopra  
MD (Pathology & Microbiology)  
Chairman & Consultant Pathologist

Dr. Yugam Chopra  
MD (Pathology)  
CEO & Consultant Pathologist

<b>NAME</b>	: Mr. MANOJ	<b>PATIENT ID</b>	: 1562412
<b>AGE/ GENDER</b>	: 45 YRS/MALE	<b>REG. NO./LAB NO.</b>	: <b>012407270041</b>
<b>COLLECTED BY</b>	:	<b>REGISTRATION DATE</b>	: 27/Jul/2024 01:08 PM
<b>REFERRED BY</b>	:	<b>COLLECTION DATE</b>	: 27/Jul/2024 01:09PM
<b>BARCODE NO.</b>	: 01513920	<b>REPORTING DATE</b>	: 27/Jul/2024 02:22PM
<b>CLIENT CODE.</b>	: KOS DIAGNOSTIC LAB		
<b>CLIENT ADDRESS</b>	: 6349/1, NICHOLSON ROAD, AMBALA CANTT		

Test Name	Value	Unit	Biological Reference interval
-----------	-------	------	-------------------------------

**CLINICAL CHEMISTRY/BIOCHEMISTRY**


**GLUCOSE RANDOM (R)**

GLUCOSE RANDOM (R): PLASMA <i>by GLUCOSE OXIDASE - PEROXIDASE (GOD-POD)</i>	101.61	mg/dL	NORMAL: < 140.00 PREDIABETIC: 140.0 - 200.0 DIABETIC: > OR = 200.0
--	--------	-------	--


**INTERPRETATION**

**IN ACCORDANCE WITH AMERICAN DIABETES ASSOCIATION GUIDELINES:**

1. A random plasma glucose level below 140 mg/dl is considered normal.
2. A random glucose level between 140 - 200 mg/dl is considered as glucose intolerant or prediabetic. A fasting and post-prandial blood test (after consumption of 75 gms of glucose) is recommended for all such patients.
3. A random glucose level of above 200 mg/dl is highly suggestive of diabetic state. A repeat post-prandial is strongly recommended for all such patients. A fasting plasma glucose level in excess of 125 mg/dl on both occasions is confirmatory for diabetic state.

DR. VINAY CHOPRA  
CONSULTANT PATHOLOGIST  
MBBS, MD (PATHOLOGY & MICROBIOLOGY)



DR. YUGAM CHOPRA  
CONSULTANT PATHOLOGIST  
MBBS, MD (PATHOLOGY)



TEST PERFORMED AT: KOS DIAGNOSTIC LAB, AMBALA CANTT.

**Dr. Vinay Chopra**  
 MD (Pathology & Microbiology)  
 Chairman & Consultant Pathologist

**Dr. Yugam Chopra**  
 MD (Pathology)  
 CEO & Consultant Pathologist

<b>NAME</b>	: Mr. MANOJ	<b>PATIENT ID</b>	: 1562412
<b>AGE/ GENDER</b>	: 45 YRS/MALE	<b>REG. NO./LAB NO.</b>	: <b>012407270041</b>
<b>COLLECTED BY</b>	:	<b>REGISTRATION DATE</b>	: 27/Jul/2024 01:08 PM
<b>REFERRED BY</b>	:	<b>COLLECTION DATE</b>	: 27/Jul/2024 01:09 PM
<b>BARCODE NO.</b>	: 01513920	<b>REPORTING DATE</b>	: 27/Jul/2024 02:21 PM
<b>CLIENT CODE.</b>	: KOS DIAGNOSTIC LAB		
<b>CLIENT ADDRESS</b>	: 6349/1, NICHOLSON ROAD, AMBALA CANTT		

Test Name	Value	Unit	Biological Reference interval
-----------	-------	------	-------------------------------

**CLINICAL PATHOLOGY**

**URINE ROUTINE & MICROSCOPIC EXAMINATION**

**PHYSICAL EXAMINATION**


QUANTITY RECEIVED	10	ml	
<i>by DIP STICK/REFLECTANCE SPECTROPHOTOMETRY</i>			
COLOUR	AMBER YELLOW		PALE YELLOW
<i>by DIP STICK/REFLECTANCE SPECTROPHOTOMETRY</i>			
TRANSPARANCY	CLEAR		CLEAR
<i>by DIP STICK/REFLECTANCE SPECTROPHOTOMETRY</i>			
SPECIFIC GRAVITY	1.02		1.002 - 1.030
<i>by DIP STICK/REFLECTANCE SPECTROPHOTOMETRY</i>			


**CHEMICAL EXAMINATION**

REACTION	ACIDIC		
<i>by DIP STICK/REFLECTANCE SPECTROPHOTOMETRY</i>			
PROTEIN	Negative		NEGATIVE (-ve)
<i>by DIP STICK/REFLECTANCE SPECTROPHOTOMETRY</i>			
SUGAR	Negative		NEGATIVE (-ve)
<i>by DIP STICK/REFLECTANCE SPECTROPHOTOMETRY</i>			
pH	6		5.0 - 7.5
<i>by DIP STICK/REFLECTANCE SPECTROPHOTOMETRY</i>			
BILIRUBIN	Negative		NEGATIVE (-ve)
<i>by DIP STICK/REFLECTANCE SPECTROPHOTOMETRY</i>			
NITRITE	Negative		NEGATIVE (-ve)
<i>by DIP STICK/REFLECTANCE SPECTROPHOTOMETRY.</i>			
UROBILINOGEN	Normal	EU/dL	0.2 - 1.0
<i>by DIP STICK/REFLECTANCE SPECTROPHOTOMETRY</i>			
KETONE BODIES	Negative		NEGATIVE (-ve)
<i>by DIP STICK/REFLECTANCE SPECTROPHOTOMETRY</i>			
BLOOD	Negative		NEGATIVE (-ve)
<i>by DIP STICK/REFLECTANCE SPECTROPHOTOMETRY</i>			
ASCORBIC ACID	NEGATIVE (-ve)		NEGATIVE (-ve)
<i>by DIP STICK/REFLECTANCE SPECTROPHOTOMETRY</i>			

**MICROSCOPIC EXAMINATION**



  
**DR. VINAY CHOPRA**  
 CONSULTANT PATHOLOGIST  
 MBBS, MD (PATHOLOGY & MICROBIOLOGY)

  
**DR. YUGAM CHOPRA**  
 CONSULTANT PATHOLOGIST  
 MBBS, MD (PATHOLOGY)




TEST PERFORMED AT KOS DIAGNOSTIC LAB, AMBALA CANTT.

Dr. Vinay Chopra  
MD (Pathology & Microbiology)  
Chairman & Consultant Pathologist


Dr. Yugam Chopra  
MD (Pathology)  
CEO & Consultant Pathologist

<b>NAME</b>	: Mr. MANOJ	<b>PATIENT ID</b>	: 1562412
<b>AGE/ GENDER</b>	: 45 YRS/MALE	<b>REG. NO./LAB NO.</b>	: <b>012407270041</b>
<b>COLLECTED BY</b>	:	<b>REGISTRATION DATE</b>	: 27/Jul/2024 01:08 PM
<b>REFERRED BY</b>	:	<b>COLLECTION DATE</b>	: 27/Jul/2024 01:09PM
<b>BARCODE NO.</b>	: 01513920	<b>REPORTING DATE</b>	: 27/Jul/2024 02:21PM
<b>CLIENT CODE.</b>	: KOS DIAGNOSTIC LAB		
<b>CLIENT ADDRESS</b>	: 6349/1, NICHOLSON ROAD, AMBALA CANTT		

Test Name	Value	Unit	Biological Reference interval
RED BLOOD CELLS (RBCs) <i>by MICROSCOPY ON CENTRIFUGED URINARY SEDIMENT</i>	NEGATIVE (-ve)	/HPF	0 - 3
PUS CELLS <i>by MICROSCOPY ON CENTRIFUGED URINARY SEDIMENT</i>	2-4	/HPF	0 - 5
EPITHELIAL CELLS <i>by MICROSCOPY ON CENTRIFUGED URINARY SEDIMENT</i>	0-2	/HPF	ABSENT
CRYSTALS <i>by MICROSCOPY ON CENTRIFUGED URINARY SEDIMENT</i>	NEGATIVE (-ve)		NEGATIVE (-ve)
CASTS <i>by MICROSCOPY ON CENTRIFUGED URINARY SEDIMENT</i>	NEGATIVE (-ve)		NEGATIVE (-ve)
BACTERIA <i>by MICROSCOPY ON CENTRIFUGED URINARY SEDIMENT</i>	NEGATIVE (-ve)		NEGATIVE (-ve)
OTHERS <i>by MICROSCOPY ON CENTRIFUGED URINARY SEDIMENT</i>	NEGATIVE (-ve)		NEGATIVE (-ve)
TRICHOMONAS VAGINALIS (PROTOZOA) <i>by MICROSCOPY ON CENTRIFUGED URINARY SEDIMENT</i>	ABSENT		ABSENT

DR. VINAY CHOPRA  
CONSULTANT PATHOLOGIST  
MBBS, MD (PATHOLOGY & MICROBIOLOGY)



DR. YUGAM CHOPRA  
CONSULTANT PATHOLOGIST  
MBBS, MD (PATHOLOGY)



**Dr. Vinay Chopra**  
 MD (Pathology & Microbiology)  
 Chairman & Consultant Pathologist

**Dr. Yugam Chopra**  
 MD (Pathology)  
 CEO & Consultant Pathologist

<b>NAME</b>	: Mr. MANOJ	<b>PATIENT ID</b>	: 1562412
<b>AGE/ GENDER</b>	: 45 YRS/MALE	<b>REG. NO./LAB NO.</b>	: <b>012407270041</b>
<b>COLLECTED BY</b>	:	<b>REGISTRATION DATE</b>	: 27/Jul/2024 01:08 PM
<b>REFERRED BY</b>	:	<b>COLLECTION DATE</b>	: 27/Jul/2024 01:09PM
<b>BARCODE NO.</b>	: 01513920	<b>REPORTING DATE</b>	: 27/Jul/2024 04:46PM
<b>CLIENT CODE.</b>	: KOS DIAGNOSTIC LAB		
<b>CLIENT ADDRESS</b>	: 6349/1, NICHOLSON ROAD, AMBALA CANTT		

**MICROBIOLOGY**  
**FUNGAL SMEAR EXAMINATION**

**TEST NAME:**  
**FUNGAL SMEAR EXAMINATION**

**CLINICAL HISTORY (IF ANY):**


**SITE:**  
 Lt. foot lesions


**NATURE/APPEARANCE OF SPECIMEN :**  
 Reddish & crusty

**MICROSCOPIC EXAMINATION:**  
 Scrapings reveal many branching fungal hyphae & a few arthrospores.

**IMPRESSION:**  
 Positive for FUNGUS.



  
**DR. VINAY CHOPRA**  
 CONSULTANT PATHOLOGIST  
 MBBS, MD (PATHOLOGY & MICROBIOLOGY)

  
**DR. YUGAM CHOPRA**  
 CONSULTANT PATHOLOGIST  
 MBBS, MD (PATHOLOGY)



TEST PERFORMED AT KOS DIAGNOSTIC LAB, AMBALA CANTT.


Dr. Vinay Chopra  
MD (Pathology & Microbiology)  
Chairman & Consultant Pathologist


Dr. Yugam Chopra  
MD (Pathology)  
CEO & Consultant Pathologist

<b>NAME</b>	: Mr. MANOJ	<b>PATIENT ID</b>	: 1562412
<b>AGE/ GENDER</b>	: 45 YRS/MALE	<b>REG. NO./LAB NO.</b>	: <b>012407270041</b>
<b>COLLECTED BY</b>	:	<b>REGISTRATION DATE</b>	: 27/Jul/2024 01:08 PM
<b>REFERRED BY</b>	:	<b>COLLECTION DATE</b>	: 27/Jul/2024 01:09PM
<b>BARCODE NO.</b>	: 01513920	<b>REPORTING DATE</b>	: 27/Jul/2024 04:46PM
<b>CLIENT CODE.</b>	: KOS DIAGNOSTIC LAB		
<b>CLIENT ADDRESS</b>	: 6349/1, NICHOLSON ROAD, AMBALA CANTT		

\*\*\* End Of Report \*\*\*



  
DR.VINAY CHOPRA  
CONSULTANT PATHOLOGIST  
MBBS, MD (PATHOLOGY & MICROBIOLOGY)

  
DR.YUGAM CHOPRA  
CONSULTANT PATHOLOGIST  
MBBS , MD (PATHOLOGY)

