

Dr. Vinay Chopra
MD (Pathology & Microbiology)
Chairman & Consultant Pathologist

Dr. Yugam Chopra
MD (Pathology)
CEO & Consultant Pathologist

NAME	: Mr. GURDEV RAM	PATIENT ID	: 1563781
AGE/ GENDER	: 72 YRS/MALE	REG. NO./LAB NO.	: 012407290037
COLLECTED BY	:	REGISTRATION DATE	: 29/Jul/2024 10:33 AM
REFERRED BY	:	COLLECTION DATE	: 29/Jul/2024 10:38AM
BARCODE NO.	: 01514059	REPORTING DATE	: 29/Jul/2024 01:14PM
CLIENT CODE.	: KOS DIAGNOSTIC LAB		
CLIENT ADDRESS	: 6349/1, NICHOLSON ROAD, AMBALA CANTT		

Test Name	Value	Unit	Biological Reference interval
-----------	-------	------	-------------------------------

CLINICAL CHEMISTRY/BIOCHEMISTRY

UREA

UREA: SERUM <i>by UREASE - GLUTAMATE DEHYDROGENASE (GLDH)</i>	41.68	mg/dL	10.00 - 50.00
--	-------	-------	---------------



DR.VINAY CHOPRA
CONSULTANT PATHOLOGIST
MBBS, MD (PATHOLOGY & MICROBIOLOGY)

DR.YUGAM CHOPRA
CONSULTANT PATHOLOGIST
MBBS, MD (PATHOLOGY)



TEST PERFORMED AT: KOS DIAGNOSTIC LAB, AMBALA CANTT.


Dr. Vinay Chopra
MD (Pathology & Microbiology)
Chairman & Consultant Pathologist

Dr. Yugam Chopra
MD (Pathology)
CEO & Consultant Pathologist


NAME	: Mr. GURDEV RAM	PATIENT ID	: 1563781
AGE/ GENDER	: 72 YRS/MALE	REG. NO./LAB NO.	: 012407290037
COLLECTED BY	:	REGISTRATION DATE	: 29/Jul/2024 10:33 AM
REFERRED BY	:	COLLECTION DATE	: 29/Jul/2024 10:38AM
BARCODE NO.	: 01514059	REPORTING DATE	: 29/Jul/2024 01:14PM
CLIENT CODE.	: KOS DIAGNOSTIC LAB		
CLIENT ADDRESS	: 6349/1, NICHOLSON ROAD, AMBALA CANTT		

Test Name	Value	Unit	Biological Reference interval
-----------	-------	------	-------------------------------

CREATININE: SERUM by ENZYMATIC, SPECTROPHOTOMETRY	1.47 ^H	mg/dL	0.40 - 1.40
---	-------------------	-------	-------------

DR.VINAY CHOPRA
CONSULTANT PATHOLOGIST
MBBS, MD (PATHOLOGY & MICROBIOLOGY)



DR.YUGAM CHOPRA
CONSULTANT PATHOLOGIST
MBBS, MD (PATHOLOGY)



TEST PERFORMED AT: KOS DIAGNOSTIC LAB, AMBALA CANTT.

Dr. Vinay Chopra
MD (Pathology & Microbiology)
Chairman & Consultant Pathologist

Dr. Yugam Chopra
MD (Pathology)
CEO & Consultant Pathologist

NAME	: Mr. GURDEV RAM	PATIENT ID	: 1563781
AGE/ GENDER	: 72 YRS/MALE	REG. NO./LAB NO.	: 012407290037
COLLECTED BY	:	REGISTRATION DATE	: 29/Jul/2024 10:33 AM
REFERRED BY	:	COLLECTION DATE	: 29/Jul/2024 10:38AM
BARCODE NO.	: 01514059	REPORTING DATE	: 29/Jul/2024 12:24PM
CLIENT CODE.	: KOS DIAGNOSTIC LAB		
CLIENT ADDRESS	: 6349/1, NICHOLSON ROAD, AMBALA CANTT		

Test Name	Value	Unit	Biological Reference interval
-----------	-------	------	-------------------------------

ELECTROLYTES COMPLETE PROFILE

SODIUM: SERUM <i>by ISE (ION SELECTIVE ELECTRODE)</i>	142.8	mmol/L	135.0 - 150.0
POTASSIUM: SERUM <i>by ISE (ION SELECTIVE ELECTRODE)</i>	4.45	mmol/L	3.50 - 5.00
CHLORIDE: SERUM <i>by ISE (ION SELECTIVE ELECTRODE)</i>	107.1	mmol/L	90.0 - 110.0

INTERPRETATION:-

SODIUM:-

Sodium is the major cation of extra-cellular fluid. Its primary function in the body is to chemically maintain osmotic pressure & acid base balance & to transmit nerve impulse.

HYPONATREMIA (LOW SODIUM LEVEL) CAUSES:-

1. Low sodium intake.
2. Sodium loss due to diarrhea & vomiting with adequate water and inadequate salt replacement.
3. Diuretics abuses.
4. Salt losing nephropathy.
5. Metabolic acidosis.
6. Adrenocortical insufficiency .
7. Hepatic failure.

HYPERNATREMIA (INCREASED SODIUM LEVEL) CAUSES:-

1. Hyperapnea (Prolonged)
2. Diabetes insipidus
3. Diabetic acidosis
4. Cushings syndrome
5. Dehydration

POTASSIUM:-

Potassium is the major cation in the intracellular fluid. 90% of potassium is concentrated within the cells. When cells are damaged, potassium is released in the blood.

HYPOKALEMIA (LOW POTASSIUM LEVELS):-

1. Diarrhoea, vomiting & malabsorption.
2. Severe Burns.
3. Increased Secretions of Aldosterone

HYPERKALEMIA (INCREASED POTASSIUM LEVELS):-

1. Oliguria
2. Renal failure or Shock
3. Respiratory acidosis



DR. VINAY CHOPRA
CONSULTANT PATHOLOGIST
MBBS, MD (PATHOLOGY & MICROBIOLOGY)

DR. YUGAM CHOPRA
CONSULTANT PATHOLOGIST
MBBS, MD (PATHOLOGY)



TEST PERFORMED AT KOS DIAGNOSTIC LAB, AMBALA CANTT.

Dr. Vinay Chopra
MD (Pathology & Microbiology)
Chairman & Consultant Pathologist


Dr. Yugam Chopra
MD (Pathology)
CEO & Consultant Pathologist


NAME	: Mr. GURDEV RAM	PATIENT ID	: 1563781
AGE/ GENDER	: 72 YRS/MALE	REG. NO./LAB NO.	: 012407290037
COLLECTED BY	:	REGISTRATION DATE	: 29/Jul/2024 10:33 AM
REFERRED BY	:	COLLECTION DATE	: 29/Jul/2024 10:38AM
BARCODE NO.	: 01514059	REPORTING DATE	: 29/Jul/2024 12:24PM
CLIENT CODE.	: KOS DIAGNOSTIC LAB		
CLIENT ADDRESS	: 6349/1, NICHOLSON ROAD, AMBALA CANTT		

Test Name	Value	Unit	Biological Reference interval
-----------	-------	------	-------------------------------

4.Hemolysis of blood




DR.VINAY CHOPRA
CONSULTANT PATHOLOGIST
MBBS, MD (PATHOLOGY & MICROBIOLOGY)


DR.YUGAM CHOPRA
CONSULTANT PATHOLOGIST
MBBS, MD (PATHOLOGY)



Dr. Vinay Chopra
MD (Pathology & Microbiology)
Chairman & Consultant Pathologist

Dr. Yugam Chopra
MD (Pathology)
CEO & Consultant Pathologist

NAME	: Mr. GURDEV RAM	PATIENT ID	: 1563781
AGE/ GENDER	: 72 YRS/MALE	REG. NO./LAB NO.	: 012407290037
COLLECTED BY	:	REGISTRATION DATE	: 29/Jul/2024 10:34 AM
REFERRED BY	:	COLLECTION DATE	: 29/Jul/2024 10:38AM
BARCODE NO.	: 01514059	REPORTING DATE	: 29/Jul/2024 01:17PM
CLIENT CODE.	: KOS DIAGNOSTIC LAB		
CLIENT ADDRESS	: 6349/1, NICHOLSON ROAD, AMBALA CANTT		

Test Name	Value	Unit	Biological Reference interval
-----------	-------	------	-------------------------------

ENDOCRINOLOGY

THYROID FUNCTION TEST: TOTAL

TRIIODOTHYRONINE (T3): SERUM <i>by CMIA (CHEMILUMINESCENT MICROPARTICLE IMMUNOASSAY)</i>	0.814	ng/mL	0.35 - 1.93
THYROXINE (T4): SERUM <i>by CMIA (CHEMILUMINESCENT MICROPARTICLE IMMUNOASSAY)</i>	6.58	µgm/dL	4.87 - 12.60
THYROID STIMULATING HORMONE (TSH): SERUM <i>by CMIA (CHEMILUMINESCENT MICROPARTICLE IMMUNOASSAY)</i>	1.022	µIU/mL	0.35 - 5.50

3rd GENERATION, ULTRASENSITIVE

INTERPRETATION:

TSH levels are subject to circadian variation, reaching peak levels between 2-4 a.m and at a minimum between 6-10 pm. The variation is of the order of 50%. Hence time of the day has influence on the measured serum TSH concentrations. TSH stimulates the production and secretion of the metabolically active hormones, thyroxine (T4) and triiodothyronine (T3). Failure at any level of regulation of the hypothalamic-pituitary-thyroid axis will result in either underproduction (hypothyroidism) or overproduction (hyperthyroidism) of T4 and/or T3.

CLINICAL CONDITION	T3	T4	TSH
Primary Hypothyroidism:	Reduced	Reduced	Increased (Significantly)
Subclinical Hypothyroidism:	Normal or Low Normal	Normal or Low Normal	High
Primary Hyperthyroidism:	Increased	Increased	Reduced (at times undetectable)
Subclinical Hyperthyroidism:	Normal or High Normal	Normal or High Normal	Reduced

LIMITATIONS:-

- T3 and T4 circulates in reversibly bound form with Thyroid binding globulins (TBG), and to a lesser extent albumin and Thyroid binding Pre Albumin so conditions in which TBG and protein levels alter such as pregnancy, excess estrogens, androgens, anabolic steroids and glucocorticoids may falsely affect the T3 and T4 levels and may cause false thyroid values for thyroid function tests.
- Normal levels of T4 can also be seen in Hyperthyroid patients with T3 Thyrotoxicosis, Decreased binding capacity due to hypoproteinemia or ingestion of certain drugs (eg: phenytoin, salicylates).
- Serum T4 levels in neonates and infants are higher than values in the normal adult, due to the increased concentration of TBG in neonate serum.
- TSH may be normal in central hypothyroidism, recent rapid correction of hyperthyroidism or hypothyroidism, pregnancy, phenytoin therapy.

TRIIODOTHYRONINE (T3)		THYROXINE (T4)		THYROID STIMULATING HORMONE (TSH)	
Age	Reference Range (ng/mL)	Age	Reference Range (µg/dL)	Age	Reference Range (µIU/mL)
0 - 7 Days	0.20 - 2.65	0 - 7 Days	5.90 - 18.58	0 - 7 Days	2.43 - 24.3
7 Days - 3 Months	0.36 - 2.59	7 Days - 3 Months	6.39 - 17.66	7 Days - 3 Months	0.58 - 11.00
3 - 6 Months	0.51 - 2.52	3 - 6 Months	6.75 - 17.04	3 Days - 6 Months	0.70 - 8.40



DR. VINAY CHOPRA
CONSULTANT PATHOLOGIST
MBBS, MD (PATHOLOGY & MICROBIOLOGY)

DR. YUGAM CHOPRA
CONSULTANT PATHOLOGIST
MBBS, MD (PATHOLOGY)



Dr. Vinay Chopra
 MD (Pathology & Microbiology)
 Chairman & Consultant Pathologist

Dr. Yugam Chopra
 MD (Pathology)
 CEO & Consultant Pathologist

NAME	: Mr. GURDEV RAM	PATIENT ID	: 1563781
AGE/ GENDER	: 72 YRS/MALE	REG. NO./LAB NO.	: 012407290037
COLLECTED BY	:	REGISTRATION DATE	: 29/Jul/2024 10:34 AM
REFERRED BY	:	COLLECTION DATE	: 29/Jul/2024 10:38AM
BARCODE NO.	: 01514059	REPORTING DATE	: 29/Jul/2024 01:17PM
CLIENT CODE.	: KOS DIAGNOSTIC LAB		
CLIENT ADDRESS	: 6349/1, NICHOLSON ROAD, AMBALA CANTT		

Test Name	Value	Unit	Biological Reference interval
6 - 12 Months	0.74 - 2.40	6 - 12 Months	7.10 - 16.16
1 - 10 Years	0.92 - 2.28	1 - 10 Years	6.00 - 13.80
11- 19 Years	0.35 - 1.93	11 - 19 Years	4.87- 13.20
> 20 years (Adults)	0.35 - 1.93	> 20 Years (Adults)	4.87 - 12.60
RECOMMENDATIONS OF TSH LEVELS DURING PREGNANCY (μ U/mL)			
1st Trimester		0.10 - 2.50	
2nd Trimester		0.20 - 3.00	
3rd Trimester		0.30 - 4.10	

INCREASED TSH LEVELS:


- 1.Primary or untreated hypothyroidism may vary from 3 times to more than 100 times normal depending upon degree of hypofunction.
- 2.Hypothyroid patients receiving insufficient thyroid replacement therapy.
- 3.Hashimotos thyroiditis
- 4.DRUGS: Amphetamines, idonie containing agents & dopamine antagonist.
- 5.Neonatal period, increase in 1st 2-3 days of life due to post-natal surge


DECREASED TSH LEVELS:

- 1.Toxic multi-nodular goitre & Thyroiditis.
- 2.Over replacement of thyroid hormone in treatment of hypothyroidism.
- 3.Autonomously functioning Thyroid adenoma
- 4.Secondary pituitary or hypothalamic hypothyroidism
- 5.Acute psychiatric illness
- 6.Severe dehydration.
- 7.DRUGS: Glucocorticoids, Dopamine, Levodopa, T4 replacement therapy, Anti-thyroid drugs for thyrotoxicosis.
- 8.Pregnancy: 1st and 2nd Trimester

*** End Of Report ***




DR.VINAY CHOPRA
 CONSULTANT PATHOLOGIST
 MBBS, MD (PATHOLOGY & MICROBIOLOGY)


DR.YUGAM CHOPRA
 CONSULTANT PATHOLOGIST
 MBBS , MD (PATHOLOGY)

