

Dr. Vinay Chopra
MD (Pathology & Microbiology)
Chairman & Consultant Pathologist

Dr. Yugam Chopra
MD (Pathology)
CEO & Consultant Pathologist

NAME : Mrs. NEHA
AGE/ GENDER : 28 YRS/FEMALE
COLLECTED BY :
REFERRED BY : LOOMBA HOSPITAL (AMBALA CANTT)
BARCODE NO. : 01515268
CLIENT CODE. : KOS DIAGNOSTIC LAB
CLIENT ADDRESS : 6349/1, NICHOLSON ROAD, AMBALA CANTT
PATIENT ID : 1584126
REG. NO./LAB NO. : 012408180056
REGISTRATION DATE : 18/Aug/2024 12:34 PM
COLLECTION DATE : 18/Aug/2024 01:32PM
REPORTING DATE : 18/Aug/2024 02:59PM

Test Name	Value	Unit	Biological Reference interval
-----------	-------	------	-------------------------------

HAEMATOLOGY

COMPLETE BLOOD COUNT (CBC)

RED BLOOD CELLS (RBCS) COUNT AND INDICES

HAEMOGLOBIN (HB) by CALORIMETRIC	9.8 ^L	gm/dL	12.0 - 16.0
RED BLOOD CELL (RBC) COUNT by HYDRO DYNAMIC FOCUSING, ELECTRICAL IMPEDENCE	4.14	Millions/cmm	3.50 - 5.00
PACKED CELL VOLUME (PCV) by CALCULATED BY AUTOMATED HEMATOLOGY ANALYZER	31.8 ^L	%	37.0 - 50.0
MEAN CORPUSCULAR VOLUME (MCV) by CALCULATED BY AUTOMATED HEMATOLOGY ANALYZER	76.6 ^L	fL	80.0 - 100.0
MEAN CORPUSCULAR HAEMOGLOBIN (MCH) by CALCULATED BY AUTOMATED HEMATOLOGY ANALYZER	23.7 ^L	pg	27.0 - 34.0
MEAN CORPUSCULAR HEMOGLOBIN CONC. (MCHC) by CALCULATED BY AUTOMATED HEMATOLOGY ANALYZER	30.9 ^L	g/dL	32.0 - 36.0
RED CELL DISTRIBUTION WIDTH (RDW-CV) by CALCULATED BY AUTOMATED HEMATOLOGY ANALYZER	15.4	%	11.00 - 16.00
RED CELL DISTRIBUTION WIDTH (RDW-SD) by CALCULATED BY AUTOMATED HEMATOLOGY ANALYZER	43.8	fL	35.0 - 56.0
MENTZERS INDEX by CALCULATED	18.5	RATIO	BETA THALASSEMIA TRAIT: < 13.0 IRON DEFICIENCY ANEMIA: >13.0
GREEN & KING INDEX by CALCULATED	28.53	RATIO	BETA THALASSEMIA TRAIT:<= 65.0 IRON DEFICIENCY ANEMIA: > 65.0


WHITE BLOOD CELLS (WBCS)

TOTAL LEUCOCYTE COUNT (TLC) by FLOW CYTOMETRY BY SF CUBE & MICROSCOPY	7240	/cmm	4000 - 11000
NUCLEATED RED BLOOD CELLS (nRBCS) by CALCULATED BY AUTOMATED HEMATOLOGY ANALYZER & MICROSCOPY	NIL		0.00 - 20.00
NUCLEATED RED BLOOD CELLS (nRBCS) % by CALCULATED BY AUTOMATED HEMATOLOGY ANALYZER & MICROSCOPY	NIL	%	< 10 %

DIFFERENTIAL LEUCOCYTE COUNT (DLC)




DR.VINAY CHOPRA
CONSULTANT PATHOLOGIST
MBBS, MD (PATHOLOGY & MICROBIOLOGY)


DR.YUGAM CHOPRA
CONSULTANT PATHOLOGIST
MBBS, MD (PATHOLOGY)



Dr. Vinay Chopra
 MD (Pathology & Microbiology)
 Chairman & Consultant Pathologist

Dr. Yugam Chopra
 MD (Pathology)
 CEO & Consultant Pathologist

NAME	: Mrs. NEHA	PATIENT ID	: 1584126
AGE/ GENDER	: 28 YRS/FEMALE	REG. NO./LAB NO.	: 012408180056
COLLECTED BY	:	REGISTRATION DATE	: 18/Aug/2024 12:34 PM
REFERRED BY	: LOOMBA HOSPITAL (AMBALA CANTT)	COLLECTION DATE	: 18/Aug/2024 01:32PM
BARCODE NO.	: 01515268	REPORTING DATE	: 18/Aug/2024 02:59PM
CLIENT CODE.	: KOS DIAGNOSTIC LAB		
CLIENT ADDRESS	: 6349/1, NICHOLSON ROAD, AMBALA CANTT		

Test Name	Value	Unit	Biological Reference interval
NEUTROPHILS <i>by FLOW CYTOMETRY BY SF CUBE & MICROSCOPY</i>	71 ^H	%	50 - 70
LYMPHOCYTES <i>by FLOW CYTOMETRY BY SF CUBE & MICROSCOPY</i>	19 ^L	%	20 - 40
EOSINOPHILS <i>by FLOW CYTOMETRY BY SF CUBE & MICROSCOPY</i>	2	%	1 - 6
MONOCYTES <i>by FLOW CYTOMETRY BY SF CUBE & MICROSCOPY</i>	8	%	2 - 12
BASOPHILS <i>by FLOW CYTOMETRY BY SF CUBE & MICROSCOPY</i>	0	%	0 - 1
<u>ABSOLUTE LEUKOCYTES (WBC) COUNT</u>			
ABSOLUTE NEUTROPHIL COUNT <i>by FLOW CYTOMETRY BY SF CUBE & MICROSCOPY</i>	5140	/cmm	2000 - 7500
ABSOLUTE LYMPHOCYTE COUNT <i>by FLOW CYTOMETRY BY SF CUBE & MICROSCOPY</i>	1376	/cmm	800 - 4900
ABSOLUTE EOSINOPHIL COUNT <i>by FLOW CYTOMETRY BY SF CUBE & MICROSCOPY</i>	145	/cmm	40 - 440
ABSOLUTE MONOCYTE COUNT <i>by FLOW CYTOMETRY BY SF CUBE & MICROSCOPY</i>	579	/cmm	80 - 880
<u>PLATELETS AND OTHER PLATELET PREDICTIVE MARKERS.</u>			
PLATELET COUNT (PLT) <i>by HYDRO DYNAMIC FOCUSING, ELECTRICAL IMPEDENCE</i>	128000 ^L	/cmm	150000 - 450000
PLATELET CRIT (PCT) <i>by HYDRO DYNAMIC FOCUSING, ELECTRICAL IMPEDENCE</i>	0.17	%	0.10 - 0.36
MEAN PLATELET VOLUME (MPV) <i>by HYDRO DYNAMIC FOCUSING, ELECTRICAL IMPEDENCE</i>	15 ^H	fL	6.50 - 12.0
PLATELET LARGE CELL COUNT (P-LCC) <i>by HYDRO DYNAMIC FOCUSING, ELECTRICAL IMPEDENCE</i>	68000	/cmm	30000 - 90000
PLATELET LARGE CELL RATIO (P-LCR) <i>by HYDRO DYNAMIC FOCUSING, ELECTRICAL IMPEDENCE</i>	60 ^H	%	11.0 - 45.0
PLATELET DISTRIBUTION WIDTH (PDW) <i>by HYDRO DYNAMIC FOCUSING, ELECTRICAL IMPEDENCE</i>	16.6	%	15.0 - 17.0

NOTE: TEST CONDUCTED ON EDTA WHOLE BLOOD

RECHECKED.




DR. VINAY CHOPRA
 CONSULTANT PATHOLOGIST
 MBBS, MD (PATHOLOGY & MICROBIOLOGY)


DR. YUGAM CHOPRA
 CONSULTANT PATHOLOGIST
 MBBS, MD (PATHOLOGY)



Dr. Vinay Chopra
 MD (Pathology & Microbiology)
 Chairman & Consultant Pathologist

Dr. Yugam Chopra
 MD (Pathology)
 CEO & Consultant Pathologist

NAME	: Mrs. NEHA	PATIENT ID	: 1584126
AGE/ GENDER	: 28 YRS/FEMALE	REG. NO./LAB NO.	: 012408180056
COLLECTED BY	:	REGISTRATION DATE	: 18/Aug/2024 12:34 PM
REFERRED BY	: LOOMBA HOSPITAL (AMBALA CANTT)	COLLECTION DATE	: 18/Aug/2024 01:32PM
BARCODE NO.	: 01515268	REPORTING DATE	: 18/Aug/2024 02:35PM
CLIENT CODE.	: KOS DIAGNOSTIC LAB		
CLIENT ADDRESS	: 6349/1, NICHOLSON ROAD, AMBALA CANTT		

Test Name	Value	Unit	Biological Reference interval
-----------	-------	------	-------------------------------

BLEEDING TIME (BT)			
BLEEDING TIME (BT) by DUKE METHOD	2 MIN. 15 SEC.	MINS	1 - 5




DR.VINAY CHOPRA
 CONSULTANT PATHOLOGIST
 MBBS, MD (PATHOLOGY & MICROBIOLOGY)


DR.YUGAM CHOPRA
 CONSULTANT PATHOLOGIST
 MBBS, MD (PATHOLOGY)



Dr. Vinay Chopra
MD (Pathology & Microbiology)
Chairman & Consultant Pathologist

Dr. Yugam Chopra
MD (Pathology)
CEO & Consultant Pathologist

NAME : Mrs. NEHA
AGE/ GENDER : 28 YRS/FEMALE
COLLECTED BY :
REFERRED BY : LOOMBA HOSPITAL (AMBALA CANTT)
BARCODE NO. : 01515268
CLIENT CODE. : KOS DIAGNOSTIC LAB
CLIENT ADDRESS : 6349/1, NICHOLSON ROAD, AMBALA CANTT

PATIENT ID : 1584126
REG. NO./LAB NO. : 012408180056
REGISTRATION DATE : 18/Aug/2024 12:34 PM
COLLECTION DATE : 18/Aug/2024 01:32PM
REPORTING DATE : 18/Aug/2024 02:35PM

Test Name	Value	Unit	Biological Reference interval
-----------	-------	------	-------------------------------

CLOTTING TIME (CT)

CLOTTING TIME (CT) by CAPILLARY TUBE METHOD	5 MIN. 45 SEC.	MINS	4 - 9
--	----------------	------	-------



DR.VINAY CHOPRA
CONSULTANT PATHOLOGIST
MBBS, MD (PATHOLOGY & MICROBIOLOGY)

DR.YUGAM CHOPRA
CONSULTANT PATHOLOGIST
MBBS, MD (PATHOLOGY)



Dr. Vinay Chopra
 MD (Pathology & Microbiology)
 Chairman & Consultant Pathologist

Dr. Yugam Chopra
 MD (Pathology)
 CEO & Consultant Pathologist

NAME	: Mrs. NEHA	PATIENT ID	: 1584126
AGE/ GENDER	: 28 YRS/FEMALE	REG. NO./LAB NO.	: 012408180056
COLLECTED BY	:	REGISTRATION DATE	: 18/Aug/2024 12:34 PM
REFERRED BY	: LOOMBA HOSPITAL (AMBALA CANTT)	COLLECTION DATE	: 18/Aug/2024 01:32PM
BARCODE NO.	: 01515268	REPORTING DATE	: 18/Aug/2024 02:58PM
CLIENT CODE.	: KOS DIAGNOSTIC LAB		
CLIENT ADDRESS	: 6349/1, NICHOLSON ROAD, AMBALA CANTT		

Test Name	Value	Unit	Biological Reference interval
-----------	-------	------	-------------------------------

ENDOCRINOLOGY

THYROID STIMULATING HORMONE (TSH)

THYROID STIMULATING HORMONE (TSH): SERUM 1.193 μ IU/mL 0.35 - 5.50

by CMIA (CHEMILUMINESCENT MICROPARTICLE IMMUNOASSAY)

3rd GENERATION, ULTRASENSITIVE

INTERPRETATION:

AGE	REFERENCE RANGE (μ IU/mL)
0 – 5 DAYS	0.70 – 15.20
6 Days – 2 Months	0.70 – 11.00
3 – 11 Months	0.70 – 8.40
1 – 5 Years	0.70 – 7.00
6 – 10 Years	0.60 – 5.50
11 - 15	0.50 – 5.50
> 20 Years (Adults)	0.27 – 5.50
PREGNANCY	
1st Trimester	0.10 - 3.00
2nd Trimester	0.20 - 3.00
3rd Trimester	0.30 - 4.10

NOTE:- TSH levels are subjected to circadian variation, reaching peak levels between 2-4 a.m and at a minimum between 6-10 pm. The variation is of the order of 50 %. Hence time of the day has influence on the measured serum TSH concentration.

USE:- TSH controls biosynthesis and release of thyroid hormones T4 & T3. It is a sensitive measure of thyroid function, especially useful in early or subclinical hypothyroidism, before the patient develops any clinical findings or goitre or any other thyroid function abnormality.

INCREASED LEVELS:

- 1.Primary or untreated hypothyroidism, may vary from 3 times to more than 100 times normal depending on degree of hypofunction.
- 2.Hypothyroid patients receiving insufficient thyroid replacement therapy.
- 3.Hashimotos thyroiditis.
- 4.DRUGS: Amphetamines, Iodine containing agents and dopamine antagonist.
- 5.Neonatal period, increase in 1st 2-3 days of life due to post-natal surge.

DECREASED LEVELS:

- 1.Toxic multi-nodular goitre & Thyroiditis.
- 2.Over replacement of thyroid hormone in treatment of hypothyroidism.
- 3.Autonomously functioning Thyroid adenoma
- 4.Secondary pituitary or hypothalamic hypothyroidism
- 5.Acute psychiatric illness
- 6.Severe dehydration.





DR.VINAY CHOPRA
 CONSULTANT PATHOLOGIST
 MBBS, MD (PATHOLOGY & MICROBIOLOGY)



DR.YUGAM CHOPRA
 CONSULTANT PATHOLOGIST
 MBBS, MD (PATHOLOGY)



Dr. Vinay Chopra
 MD (Pathology & Microbiology)
 Chairman & Consultant Pathologist

Dr. Yugam Chopra
 MD (Pathology)
 CEO & Consultant Pathologist

NAME	: Mrs. NEHA	PATIENT ID	: 1584126
AGE/ GENDER	: 28 YRS/FEMALE	REG. NO./LAB NO.	: 012408180056
COLLECTED BY	:	REGISTRATION DATE	: 18/Aug/2024 12:34 PM
REFERRED BY	: LOOMBA HOSPITAL (AMBALA CANTT)	COLLECTION DATE	: 18/Aug/2024 01:32PM
BARCODE NO.	: 01515268	REPORTING DATE	: 18/Aug/2024 02:58PM
CLIENT CODE.	: KOS DIAGNOSTIC LAB		
CLIENT ADDRESS	: 6349/1, NICHOLSON ROAD, AMBALA CANTT		

Test Name	Value	Unit	Biological Reference interval
-----------	-------	------	-------------------------------

7.DRUGS: Glucocorticoids, Dopamine, Levodopa, T4 replacement therapy, Anti-thyroid drugs for thyrotoxicosis.

8.Pregnancy: 1st and 2nd Trimester

LIMITATIONS:

- 1.TSH may be normal in central hypothyroidism, recent rapid correction of hyperthyroidism or hypothyroidism, pregnancy, phenytoin therapy.
- 2.Autoimmune disorders may produce spurious results.




DR.VINAY CHOPRA
 CONSULTANT PATHOLOGIST
 MBBS, MD (PATHOLOGY & MICROBIOLOGY)


DR.YUGAM CHOPRA
 CONSULTANT PATHOLOGIST
 MBBS, MD (PATHOLOGY)



Dr. Vinay Chopra
 MD (Pathology & Microbiology)
 Chairman & Consultant Pathologist

Dr. Yugam Chopra
 MD (Pathology)
 CEO & Consultant Pathologist

NAME	: Mrs. NEHA	PATIENT ID	: 1584126
AGE/ GENDER	: 28 YRS/FEMALE	REG. NO./LAB NO.	: 012408180056
COLLECTED BY	:	REGISTRATION DATE	: 18/Aug/2024 12:34 PM
REFERRED BY	: LOOMBA HOSPITAL (AMBALA CANTT)	COLLECTION DATE	: 18/Aug/2024 01:32PM
BARCODE NO.	: 01515268	REPORTING DATE	: 18/Aug/2024 02:58PM
CLIENT CODE.	: KOS DIAGNOSTIC LAB		
CLIENT ADDRESS	: 6349/1, NICHOLSON ROAD, AMBALA CANTT		

Test Name	Value	Unit	Biological Reference interval
-----------	-------	------	-------------------------------

IMMUNOPATHOLOGY/SEROLOGY

HEPATITIS C VIRUS (HCV) ANTIBODY: TOTAL

HEPATITIS C ANTIBODY (HCV) TOTAL: SERUM	0.07	S/CO	NEGATIVE: < 1.00
by CMIA (CHEMILUMINESCENT MICROPARTICLE IMMUNOASSAY)			POSITIVE: > 1.00

HEPATITIS C ANTIBODY (HCV) TOTAL	NON - REACTIVE
RESULT	

by CMIA (CHEMILUMINESCENT MICROPARTICLE IMMUNOASSAY)

INTERPRETATION:-

RESULT (INDEX)	REMARKS
< 1.00	NON - REACTIVE/NOT - DETECTED
> =1.00	REACTIVE/ASYMPTOMATIC/INFECTIVE STATE/CARRIER STATE.

Hepatitis C (HCV) is an RNA virus of Favivirus group transmitted via blood transfusions, transplantation, injection drug abusers, accidental needle punctures in healthcare workers, dialysis patients and rarely from mother to infant. 10 % of new cases show sexual transmission. As compared to HAV & HBV , chronic infection with HCV occurs in 85 % of infected individuals. In high risk population, the predictive value of Anti HCV for HCV infection is > 99% whereas in low risk populations it is only 25 %.


USES:


- Indicator of past or present infection, but does not differentiate between Acute/ Chronic/Resolved Infection.
- Routine screening of low and high prevalence population including blood donors.

NOTE:

- False positive results are seen in Auto-immune disease, Rheumatoid Factor, HYpergammaglobulinemia, Paraproteinemia, Passive antibody transfer, Anti-idiotypes and Anti-superoxide dismutase.
- False negative results are seen in early Acute infection, Immunosuppression and Immuno— incompetence.
- HCV-RNA PCR recommended in all reactive results to differentiate between past and present infection.




DR.VINAY CHOPRA
 CONSULTANT PATHOLOGIST
 MBBS, MD (PATHOLOGY & MICROBIOLOGY)


DR.YUGAM CHOPRA
 CONSULTANT PATHOLOGIST
 MBBS, MD (PATHOLOGY)



Dr. Vinay Chopra
 MD (Pathology & Microbiology)
 Chairman & Consultant Pathologist

Dr. Yugam Chopra
 MD (Pathology)
 CEO & Consultant Pathologist

NAME	: Mrs. NEHA	PATIENT ID	: 1584126
AGE/ GENDER	: 28 YRS/FEMALE	REG. NO./LAB NO.	: 012408180056
COLLECTED BY	:	REGISTRATION DATE	: 18/Aug/2024 12:34 PM
REFERRED BY	: LOOMBA HOSPITAL (AMBALA CANTT)	COLLECTION DATE	: 18/Aug/2024 01:32PM
BARCODE NO.	: 01515268	REPORTING DATE	: 18/Aug/2024 02:58PM
CLIENT CODE.	: KOS DIAGNOSTIC LAB		
CLIENT ADDRESS	: 6349/1, NICHOLSON ROAD, AMBALA CANTT		

Test Name	Value	Unit	Biological Reference interval
-----------	-------	------	-------------------------------

ANTI HUMAN IMMUNODEFICIENCY VIRUS (HIV) DUO ULTRA WITH (P-24 ANTIGEN DETECTION)

HIV 1/2 AND P24 ANTIGEN: SERUM	0.05	S/CO	NEGATIVE: < 1.00 POSITIVE: > 1.00
by CMIA (CHEMILUMINESCENT MICROPARTICLE IMMUNOASSAY)			
HIV 1/2 AND P24 ANTIGEN RESULT	NON - REACTIVE		
by CMIA (CHEMILUMINESCENT MICROPARTICLE IMMUNOASSAY)			

INTERPRETATION:-

RESULT (INDEX)	REMARKS
< 1.00	NON - REACTIVE
> = 1.00	PROVISIONALLY REACTIVE

Non-Reactive result implies that antibodies to HIV 1/ 2 have not been detected in the sample . This means that patient has either not been exposed to HIV 1/ 2 infection or the sample has been tested during the "window phase" i.e. before the development of detectable levels of antibodies. Hence a Non Reactive result does not exclude the possibility of exposure or infection with HIV 1/ 2.

RECOMMENDATIONS:

1. Results to be clinically correlated
2. Rarely falsenegativity/positivity may occur.



[Signature]

DR.VINAY CHOPRA
 CONSULTANT PATHOLOGIST
 MBBS, MD (PATHOLOGY & MICROBIOLOGY)

[Signature]

DR.YUGAM CHOPRA
 CONSULTANT PATHOLOGIST
 MBBS, MD (PATHOLOGY)



Dr. Vinay Chopra
 MD (Pathology & Microbiology)
 Chairman & Consultant Pathologist

Dr. Yugam Chopra
 MD (Pathology)
 CEO & Consultant Pathologist

NAME	: Mrs. NEHA	PATIENT ID	: 1584126
AGE/ GENDER	: 28 YRS/FEMALE	REG. NO./LAB NO.	: 012408180056
COLLECTED BY	:	REGISTRATION DATE	: 18/Aug/2024 12:34 PM
REFERRED BY	: LOOMBA HOSPITAL (AMBALA CANTT)	COLLECTION DATE	: 18/Aug/2024 01:32PM
BARCODE NO.	: 01515268	REPORTING DATE	: 18/Aug/2024 02:58PM
CLIENT CODE.	: KOS DIAGNOSTIC LAB		
CLIENT ADDRESS	: 6349/1, NICHOLSON ROAD, AMBALA CANTT		

Test Name	Value	Unit	Biological Reference interval
-----------	-------	------	-------------------------------

HEPATITIS B SURFACE ANTIGEN (HBsAg) ULTRA

HEPATITIS B SURFACE ANTIGEN (HBsAg): 0.16 S/CO
 SERUM
 NEGATIVE: < 1.0
 POSITIVE: > 1.0

by CMIA (CHEMILUMINESCENT MICROPARTICLE IMMUNOASSAY)

HEPATITIS B SURFACE ANTIGEN (HBsAg) NON REACTIVE
 RESULT

by CMIA (CHEMILUMINESCENT MICROPARTICLE IMMUNOASSAY)


INTERPRETATION:

RESULT IN INDEX VALUE	REMARKS
< 1.30	NEGATIVE (-ve)
>=1.30	POSITIVE (+ve)

Hepatitis B Virus (HBV) is a member of the Hepadna virus family causing infection of the liver with extremely variable clinical features. Hepatitis B is transmitted primarily by body fluids especially serum and also spread effectively sexually and from mother to baby. In most individuals HBV hepatitis is self limiting, but 1-2 % normal adolescent and adults develop Chronic Hepatitis. Frequency of chronic HBV infection is 5-10% in immunocompromised patients and 80 % neonates. The initial serological marker of acute infection is HBsAg which typically appears 2-3 months after infection and disappears 12-20 weeks after onset of symptoms. Persistence of HBsAg for more than 6 months indicates carrier state or Chronic Liver disease.




DR. VINAY CHOPRA
 CONSULTANT PATHOLOGIST
 MBBS, MD (PATHOLOGY & MICROBIOLOGY)


DR. YUGAM CHOPRA
 CONSULTANT PATHOLOGIST
 MBBS, MD (PATHOLOGY)



Dr. Vinay Chopra
 MD (Pathology & Microbiology)
 Chairman & Consultant Pathologist

Dr. Yugam Chopra
 MD (Pathology)
 CEO & Consultant Pathologist

NAME	: Mrs. NEHA	PATIENT ID	: 1584126
AGE/ GENDER	: 28 YRS/FEMALE	REG. NO./LAB NO.	: 012408180056
COLLECTED BY	:	REGISTRATION DATE	: 18/Aug/2024 12:34 PM
REFERRED BY	: LOOMBA HOSPITAL (AMBALA CANTT)	COLLECTION DATE	: 18/Aug/2024 01:32PM
BARCODE NO.	: 01515268	REPORTING DATE	: 18/Aug/2024 02:35PM
CLIENT CODE.	: KOS DIAGNOSTIC LAB		
CLIENT ADDRESS	: 6349/1, NICHOLSON ROAD, AMBALA CANTT		

Test Name	Value	Unit	Biological Reference interval
-----------	-------	------	-------------------------------

VDRL by IMMUNOCHROMATOGRAPHY	NON REACTIVE		NON REACTIVE
---------------------------------	--------------	--	--------------

INTERPRETATION:

- Does not become positive until 7 - 10 days after appearance of chancre.
- High titer (>1:16) - active disease.**
- Low titer (<1:8) - biological falsepositive test in 90% cases or due to late or late latent syphilis.**
- Treatment of primary syphilis causes progressive decline tonegative VDRL within 2 years.
- Rising titer (4X) indicates relapse, reinfection, or treatment failure and need for retreatment.
- May benonreactive in early primary, late latent, and late syphilis (approx. 25% of cases).
- Reactive and weakly reactive tests should always be confirmed with FTA-ABS (fluorescent treponemal antibody absorption test).**

SHORTTERM FALSE POSITIVE TEST RESULTS (<6 MONTHS DURATION) MAY OCCURIN:

- Acute viral illnesses (e.g., hepatitis, measles, infectious mononucleosis)
- M. pneumoniae; Chlamydia; Malaria infection.
- Some immunizations
- Pregnancy (rare)

LONGTERM FALSE POSITIVE TEST RESULTS (>6 MONTHS DURATION) MAY OCCUR IN:

- Serious underlying disease e.g., collagen vascular diseases, leprosy, malignancy.
- Intravenous drug users.
- Rheumatoid arthritis, thyroiditis, AIDS, Sjogren's syndrome.
- <10 % of patients older than age 70 years.
- Patients taking some anti-hypertensive drugs.




 DR.VINAY CHOPRA
 CONSULTANT PATHOLOGIST
 MBBS, MD (PATHOLOGY & MICROBIOLOGY)


 DR.YUGAM CHOPRA
 CONSULTANT PATHOLOGIST
 MBBS, MD (PATHOLOGY)

Dr. Vinay Chopra
 MD (Pathology & Microbiology)
 Chairman & Consultant Pathologist

Dr. Yugam Chopra
 MD (Pathology)
 CEO & Consultant Pathologist

NAME	: Mrs. NEHA	PATIENT ID	: 1584126
AGE/ GENDER	: 28 YRS/FEMALE	REG. NO./LAB NO.	: 012408180056
COLLECTED BY	:	REGISTRATION DATE	: 18/Aug/2024 12:34 PM
REFERRED BY	: LOOMBA HOSPITAL (AMBALA CANTT)	COLLECTION DATE	: 18/Aug/2024 01:32PM
BARCODE NO.	: 01515268	REPORTING DATE	: 18/Aug/2024 02:27PM
CLIENT CODE.	: KOS DIAGNOSTIC LAB		
CLIENT ADDRESS	: 6349/1, NICHOLSON ROAD, AMBALA CANTT		

Test Name	Value	Unit	Biological Reference interval
-----------	-------	------	-------------------------------

CLINICAL PATHOLOGY

URINE ROUTINE & MICROSCOPIC EXAMINATION

PHYSICAL EXAMINATION

QUANTITY RECIEVED	10	ml	
by DIP STICK/REFLECTANCE SPECTROPHOTOMETRY			
COLOUR	AMBER YELLOW		PALE YELLOW
by DIP STICK/REFLECTANCE SPECTROPHOTOMETRY			
TRANSPARANCY	HAZY		CLEAR
by DIP STICK/REFLECTANCE SPECTROPHOTOMETRY			
SPECIFIC GRAVITY	1.01		1.002 - 1.030
by DIP STICK/REFLECTANCE SPECTROPHOTOMETRY			


CHEMICAL EXAMINATION

REACTION	ALKALINE		
by DIP STICK/REFLECTANCE SPECTROPHOTOMETRY			
PROTEIN	Negative		NEGATIVE (-ve)
by DIP STICK/REFLECTANCE SPECTROPHOTOMETRY			
SUGAR	Negative		NEGATIVE (-ve)
by DIP STICK/REFLECTANCE SPECTROPHOTOMETRY			
pH	7.5		5.0 - 7.5
by DIP STICK/REFLECTANCE SPECTROPHOTOMETRY			
BILIRUBIN	Negative		NEGATIVE (-ve)
by DIP STICK/REFLECTANCE SPECTROPHOTOMETRY			
NITRITE	Negative		NEGATIVE (-ve)
by DIP STICK/REFLECTANCE SPECTROPHOTOMETRY.			
UROBILINOGEN	Normal	EU/dL	0.2 - 1.0
by DIP STICK/REFLECTANCE SPECTROPHOTOMETRY			
KETONE BODIES	Negative		NEGATIVE (-ve)
by DIP STICK/REFLECTANCE SPECTROPHOTOMETRY			
BLOOD	Negative		NEGATIVE (-ve)
by DIP STICK/REFLECTANCE SPECTROPHOTOMETRY			
ASCORBIC ACID	NEGATIVE (-ve)		NEGATIVE (-ve)
by DIP STICK/REFLECTANCE SPECTROPHOTOMETRY			

MICROSCOPIC EXAMINATION




 DR.VINAY CHOPRA
 CONSULTANT PATHOLOGIST
 MBBS, MD (PATHOLOGY & MICROBIOLOGY)


 DR.YUGAM CHOPRA
 CONSULTANT PATHOLOGIST
 MBBS, MD (PATHOLOGY)



Dr. Vinay Chopra
 MD (Pathology & Microbiology)
 Chairman & Consultant Pathologist

Dr. Yugam Chopra
 MD (Pathology)
 CEO & Consultant Pathologist

NAME	: Mrs. NEHA	PATIENT ID	: 1584126
AGE/ GENDER	: 28 YRS/FEMALE	REG. NO./LAB NO.	: 012408180056
COLLECTED BY	:	REGISTRATION DATE	: 18/Aug/2024 12:34 PM
REFERRED BY	: LOOMBA HOSPITAL (AMBALA CANTT)	COLLECTION DATE	: 18/Aug/2024 01:32PM
BARCODE NO.	: 01515268	REPORTING DATE	: 18/Aug/2024 02:27PM
CLIENT CODE.	: KOS DIAGNOSTIC LAB		
CLIENT ADDRESS	: 6349/1, NICHOLSON ROAD, AMBALA CANTT		

Test Name	Value	Unit	Biological Reference interval
RED BLOOD CELLS (RBCs) <i>by MICROSCOPY ON CENTRIFUGED URINARY SEDIMENT</i>	NEGATIVE (-ve)	/HPF	0 - 3
PUS CELLS <i>by MICROSCOPY ON CENTRIFUGED URINARY SEDIMENT</i>	2-4	/HPF	0 - 5
EPITHELIAL CELLS <i>by MICROSCOPY ON CENTRIFUGED URINARY SEDIMENT</i>	15-20	/HPF	ABSENT
CRYSTALS <i>by MICROSCOPY ON CENTRIFUGED URINARY SEDIMENT</i>	NEGATIVE (-ve)		NEGATIVE (-ve)
CASTS <i>by MICROSCOPY ON CENTRIFUGED URINARY SEDIMENT</i>	NEGATIVE (-ve)		NEGATIVE (-ve)
BACTERIA <i>by MICROSCOPY ON CENTRIFUGED URINARY SEDIMENT</i>	NEGATIVE (-ve)		NEGATIVE (-ve)
OTHERS <i>by MICROSCOPY ON CENTRIFUGED URINARY SEDIMENT</i>	NEGATIVE (-ve)		NEGATIVE (-ve)
TRICHOMONAS VAGINALIS (PROTOZOA) <i>by MICROSCOPY ON CENTRIFUGED URINARY SEDIMENT</i>	ABSENT		ABSENT

*** End Of Report ***




DR.VINAY CHOPRA
 CONSULTANT PATHOLOGIST
 MBBS, MD (PATHOLOGY & MICROBIOLOGY)


DR.YUGAM CHOPRA
 CONSULTANT PATHOLOGIST
 MBBS, MD (PATHOLOGY)

