

Dr. Vinay Chopra
MD (Pathology & Microbiology)
Chairman & Consultant Pathologist

Dr. Yugam Chopra
MD (Pathology)
CEO & Consultant Pathologist

NAME	: Mrs. MANJU RANI	PATIENT ID	: 1589324
AGE/ GENDER	: 42 YRS/FEMALE	REG. NO./LAB NO.	: 012408230057
COLLECTED BY	:	REGISTRATION DATE	: 23/Aug/2024 05:11 PM
REFERRED BY	: ANEJA HOSPITAL (AMBALA CANTT)	COLLECTION DATE	: 23/Aug/2024 05:17PM
BARCODE NO.	: 01515583	REPORTING DATE	: 24/Aug/2024 11:09AM
CLIENT CODE	: KOS DIAGNOSTIC LAB		
CLIENT ADDRESS	: 6349/1, NICHOLSON ROAD, AMBALA CANTT		

CYTOLOGY

FINE NEEDLE ASPIRATION CYTOLOGY (FNAC) OF BREAST

TEST NAME:

FINE NEEDLE ASPIRATION CYTOLOGY (FNAC) OF BREAST

CLINICAL HISTORY (IF ANY):

SITE:

Lt. breast small vague swelling

NATURE OF SWELLING:

Ill-defined.


MATERIAL ASPIRATED:


Fat mixed.

MICROSCOPIC EXAMINATION:

FNAC Lt. breast show a few ductal cells in clusters & in monolayer with uniform nuclei & mild cytoplasm. A few fat cells also noted.




DR. VINAY CHOPRA
CONSULTANT PATHOLOGIST
MBBS, MD (PATHOLOGY & MICROBIOLOGY)


DR. YUGAM CHOPRA
CONSULTANT PATHOLOGIST
MBBS, MD (PATHOLOGY)



Dr. Vinay Chopra
MD (Pathology & Microbiology)
Chairman & Consultant Pathologist

Dr. Yugam Chopra
MD (Pathology)
CEO & Consultant Pathologist


NAME	: Mrs. MANJU RANI	PATIENT ID	: 1589324
AGE/ GENDER	: 42 YRS/FEMALE	REG. NO./LAB NO.	: 012408230057
COLLECTED BY	:	REGISTRATION DATE	: 23/Aug/2024 05:11 PM
REFERRED BY	: ANEJA HOSPITAL (AMBALA CANTT)	COLLECTION DATE	: 23/Aug/2024 05:17PM
BARCODE NO.	: 01515583	REPORTING DATE	: 24/Aug/2024 11:09AM
CLIENT CODE.	: KOS DIAGNOSTIC LAB		
CLIENT ADDRESS	: 6349/1, NICHOLSON ROAD, AMBALA CANTT		


INTERPRETATION/RESULT:

Suggestive of Fibroadenosis-lt. breast.

*** End Of Report ***




DR.VINAY CHOPRA
CONSULTANT PATHOLOGIST
MBBS, MD (PATHOLOGY & MICROBIOLOGY)


DR.YUGAM CHOPRA
CONSULTANT PATHOLOGIST
MBBS , MD (PATHOLOGY)

