

Dr. Vinay Chopra  
MD (Pathology & Microbiology)  
Chairman & Consultant Pathologist

Dr. Yugam Chopra  
MD (Pathology)  
CEO & Consultant Pathologist

NAME : Mrs. SANTOSH  
AGE/ GENDER : 56 YRS/FEMALE  
COLLECTED BY :  
REFERRED BY :  
BARCODE NO. : 01515600  
CLIENT CODE. : KOS DIAGNOSTIC LAB  
CLIENT ADDRESS : 6349/1, NICHOLSON ROAD, AMBALA CANTT

PATIENT ID : 1589742  
REG. NO./LAB NO. : 012408240014  
REGISTRATION DATE : 24/Aug/2024 08:55 AM  
COLLECTION DATE : 24/Aug/2024 08:56AM  
REPORTING DATE : 24/Aug/2024 09:54AM

Test Name	Value	Unit	Biological Reference interval
-----------	-------	------	-------------------------------

## CLINICAL CHEMISTRY/BIOCHEMISTRY

### GLUCOSE FASTING (F)

GLUCOSE FASTING (F): PLASMA by GLUCOSE OXIDASE - PEROXIDASE (GOD-POD)	122.22 <sup>H</sup>	mg/dL	NORMAL: < 100.0 PREDIABETIC: 100.0 - 125.0 DIABETIC: > OR = 126.0
--	---------------------	-------	---

#### INTERPRETATION

##### IN ACCORDANCE WITH AMERICAN DIABETES ASSOCIATION GUIDELINES:

1. A fasting plasma glucose level below 100 mg/dl is considered normal.
2. A fasting plasma glucose level between 100 - 125 mg/dl is considered as glucose intolerant or prediabetic. A fasting and post-prandial blood test (after consumption of 75 gms of glucose) is recommended for all such patients.
3. A fasting plasma glucose level of above 125 mg/dl is highly suggestive of diabetic state. A repeat post-prandial is strongly recommended for all such patients. A fasting plasma glucose level in excess of 125 mg/dl on both occasions is confirmatory for diabetic state.



DR. VINAY CHOPRA  
CONSULTANT PATHOLOGIST  
MBBS, MD (PATHOLOGY & MICROBIOLOGY)

DR. YUGAM CHOPRA  
CONSULTANT PATHOLOGIST  
MBBS, MD (PATHOLOGY)



Dr. Vinay Chopra  
MD (Pathology & Microbiology)  
Chairman & Consultant Pathologist

Dr. Yugam Chopra  
MD (Pathology)  
CEO & Consultant Pathologist

NAME : Mrs. SANTOSH  
AGE/ GENDER : 56 YRS/FEMALE  
COLLECTED BY :  
REFERRED BY :  
BARCODE NO. : 01515600  
CLIENT CODE. : KOS DIAGNOSTIC LAB  
CLIENT ADDRESS : 6349/1, NICHOLSON ROAD, AMBALA CANTT

PATIENT ID : 1589742  
REG. NO./LAB NO. : 012408240014  
REGISTRATION DATE : 24/Aug/2024 08:55 AM  
COLLECTION DATE : 24/Aug/2024 08:56AM  
REPORTING DATE : 24/Aug/2024 09:54AM

Test Name	Value	Unit	Biological Reference interval
LIPID PROFILE : BASIC			
CHOLESTEROL TOTAL: SERUM by CHOLESTEROL OXIDASE PAP	148.82	mg/dL	OPTIMAL: < 200.0 BORDERLINE HIGH: 200.0 - 239.0 HIGH CHOLESTEROL: > OR = 240.0
TRIGLYCERIDES: SERUM by GLYCEROL PHOSPHATE OXIDASE (ENZYMATIC)	79.03	mg/dL	OPTIMAL: < 150.0 BORDERLINE HIGH: 150.0 - 199.0 HIGH: 200.0 - 499.0 VERY HIGH: > OR = 500.0
HDL CHOLESTEROL (DIRECT): SERUM by SELECTIVE INHIBITION	67.14	mg/dL	LOW HDL: < 30.0 BORDERLINE HIGH HDL: 30.0 - 60.0 HIGH HDL: > OR = 60.0
LDL CHOLESTEROL: SERUM by CALCULATED, SPECTROPHOTOMETRY	65.87	mg/dL	OPTIMAL: < 100.0 ABOVE OPTIMAL: 100.0 - 129.0 BORDERLINE HIGH: 130.0 - 159.0 HIGH: 160.0 - 189.0 VERY HIGH: > OR = 190.0
NON HDL CHOLESTEROL: SERUM by CALCULATED, SPECTROPHOTOMETRY	81.68	mg/dL	OPTIMAL: < 130.0 ABOVE OPTIMAL: 130.0 - 159.0 BORDERLINE HIGH: 160.0 - 189.0 HIGH: 190.0 - 219.0 VERY HIGH: > OR = 220.0
VLDL CHOLESTEROL: SERUM by CALCULATED, SPECTROPHOTOMETRY	15.81	mg/dL	0.00 - 45.00
TOTAL LIPIDS: SERUM by CALCULATED, SPECTROPHOTOMETRY	376.67	mg/dL	350.00 - 700.00
CHOLESTEROL/HDL RATIO: SERUM by CALCULATED, SPECTROPHOTOMETRY	2.22	RATIO	LOW RISK: 3.30 - 4.40 AVERAGE RISK: 4.50 - 7.0 MODERATE RISK: 7.10 - 11.0 HIGH RISK: > 11.0
LDL/HDL RATIO: SERUM by CALCULATED, SPECTROPHOTOMETRY	0.98	RATIO	LOW RISK: 0.50 - 3.0 MODERATE RISK: 3.10 - 6.0 HIGH RISK: > 6.0



DR. VINAY CHOPRA  
CONSULTANT PATHOLOGIST  
MBBS, MD (PATHOLOGY & MICROBIOLOGY)

DR. YUGAM CHOPRA  
CONSULTANT PATHOLOGIST  
MBBS, MD (PATHOLOGY)



**Dr. Vinay Chopra**  
 MD (Pathology & Microbiology)  
 Chairman & Consultant Pathologist

**Dr. Yugam Chopra**  
 MD (Pathology)  
 CEO & Consultant Pathologist


<b>NAME</b>	: Mrs. SANTOSH	<b>PATIENT ID</b>	: 1589742
<b>AGE/ GENDER</b>	: 56 YRS/FEMALE	<b>REG. NO./LAB NO.</b>	: 012408240014
<b>COLLECTED BY</b>	:	<b>REGISTRATION DATE</b>	: 24/Aug/2024 08:55 AM
<b>REFERRED BY</b>	:	<b>COLLECTION DATE</b>	: 24/Aug/2024 08:56AM
<b>BARCODE NO.</b>	: 01515600	<b>REPORTING DATE</b>	: 24/Aug/2024 09:54AM
<b>CLIENT CODE.</b>	: KOS DIAGNOSTIC LAB		
<b>CLIENT ADDRESS</b>	: 6349/1, NICHOLSON ROAD, AMBALA CANTT		


Test Name	Value	Unit	Biological Reference interval
TRIGLYCERIDES/HDL RATIO: SERUM by CALCULATED, SPECTROPHOTOMETRY	1.18 <sup>L</sup>	RATIO	3.00 - 5.00

**INTERPRETATION:**

- Measurements in the same patient can show physiological & analytical variations. Three serial samples 1 week apart are recommended for Total Cholesterol, Triglycerides, HDL & LDL Cholesterol.
- As per NLA-2014 guidelines, all adults above the age of 20 years should be screened for lipid status. Selective screening of children above the age of 2 years with a family history of premature cardiovascular disease or those with at least one parent with high total cholesterol is recommended.
- Low HDL levels are associated with increased risk for Atherosclerotic Cardiovascular disease (ASCVD) due to insufficient HDL being available to participate in reverse cholesterol transport, the process by which cholesterol is eliminated from peripheral tissues.
- NLA-2014 identifies Non HDL Cholesterol (an indicator of all atherogenic lipoproteins such as LDL, VLDL, IDL, Lp(a), Chylomicron remnants) along with LDL-cholesterol as co-primary target for cholesterol lowering therapy. Note that major risk factors can modify treatment goals for LDL & Non HDL.
- Additional testing for Apolipoprotein B, hsCRP, Lp(a) & LP-PLA2 should be considered among patients with moderate risk for ASCVD for risk refinement



  
**DR. VINAY CHOPRA**  
 CONSULTANT PATHOLOGIST  
 MBBS, MD (PATHOLOGY & MICROBIOLOGY)

  
**DR. YUGAM CHOPRA**  
 CONSULTANT PATHOLOGIST  
 MBBS, MD (PATHOLOGY)



**Dr. Vinay Chopra**  
 MD (Pathology & Microbiology)  
 Chairman & Consultant Pathologist

**Dr. Yugam Chopra**  
 MD (Pathology)  
 CEO & Consultant Pathologist

<b>NAME</b>	: Mrs. SANTOSH	<b>PATIENT ID</b>	: 1589742
<b>AGE/ GENDER</b>	: 56 YRS/FEMALE	<b>REG. NO./LAB NO.</b>	: 012408240014
<b>COLLECTED BY</b>	:	<b>REGISTRATION DATE</b>	: 24/Aug/2024 08:55 AM
<b>REFERRED BY</b>	:	<b>COLLECTION DATE</b>	: 24/Aug/2024 08:56AM
<b>BARCODE NO.</b>	: 01515600	<b>REPORTING DATE</b>	: 24/Aug/2024 10:13AM
<b>CLIENT CODE.</b>	: KOS DIAGNOSTIC LAB		
<b>CLIENT ADDRESS</b>	: 6349/1, NICHOLSON ROAD, AMBALA CANTT		

Test Name	Value	Unit	Biological Reference interval
-----------	-------	------	-------------------------------

## ENDOCRINOLOGY

### THYROID STIMULATING HORMONE (TSH)

**THYROID STIMULATING HORMONE (TSH): SERUM**      0.139<sup>L</sup>       $\mu\text{IU/mL}$       0.35 - 5.50

by CMIA (CHEMILUMINESCENT MICROPARTICLE IMMUNOASSAY)

3rd GENERATION, ULTRASENSITIVE

#### INTERPRETATION:

AGE	REFERENCE RANGE ( $\mu\text{IU/mL}$ )
0 – 5 DAYS	0.70 – 15.20
6 Days – 2 Months	0.70 – 11.00
3 – 11 Months	0.70 – 8.40
1 – 5 Years	0.70 – 7.00
6 – 10 Years	0.60 – 5.50
11 - 15	0.50 – 5.50
> 20 Years (Adults)	0.27 – 5.50
<b>PREGNANCY</b>	
1st Trimester	0.10 - 3.00
2nd Trimester	0.20 - 3.00
3rd Trimester	0.30 - 4.10

**NOTE:- TSH levels are subjected to circadian variation, reaching peak levels between 2-4 a.m and at a minimum between 6-10 pm. The variation is of the order of 50 %. Hence time of the day has influence on the measured serum TSH concentration.**

**USE:-** TSH controls biosynthesis and release of thyroid hormones T4 & T3. It is a sensitive measure of thyroid function, especially useful in early or subclinical hypothyroidism, before the patient develops any clinical findings or goitre or any other thyroid function abnormality.

#### INCREASED LEVELS:

- 1.Primary or untreated hypothyroidism, may vary from 3 times to more than 100 times normal depending on degree of hypofunction.
- 2.Hypothyroid patients receiving insufficient thyroid replacement therapy.
- 3.Hashimotos thyroiditis.
- 4.DRUGS: Amphetamines, Iodine containing agents and dopamine antagonist.
- 5.Neonatal period, increase in 1st 2-3 days of life due to post-natal surge.

#### DECREASED LEVELS:

- 1.Toxic multi-nodular goitre & Thyroiditis.
- 2.Over replacement of thyroid hormone in treatment of hypothyroidism.
- 3.Autonomously functioning Thyroid adenoma
- 4.Secondary pituitary or hypothalamic hypothyroidism
- 5.Acute psychiatric illness
- 6.Severe dehydration.





**DR.VINAY CHOPRA**  
 CONSULTANT PATHOLOGIST  
 MBBS, MD (PATHOLOGY & MICROBIOLOGY)



**DR.YUGAM CHOPRA**  
 CONSULTANT PATHOLOGIST  
 MBBS, MD (PATHOLOGY)



**Dr. Vinay Chopra**  
 MD (Pathology & Microbiology)  
 Chairman & Consultant Pathologist

**Dr. Yugam Chopra**  
 MD (Pathology)  
 CEO & Consultant Pathologist

<b>NAME</b>	: Mrs. SANTOSH	<b>PATIENT ID</b>	: 1589742
<b>AGE/ GENDER</b>	: 56 YRS/FEMALE	<b>REG. NO./LAB NO.</b>	: 012408240014
<b>COLLECTED BY</b>	:	<b>REGISTRATION DATE</b>	: 24/Aug/2024 08:55 AM
<b>REFERRED BY</b>	:	<b>COLLECTION DATE</b>	: 24/Aug/2024 08:56AM
<b>BARCODE NO.</b>	: 01515600	<b>REPORTING DATE</b>	: 24/Aug/2024 10:13AM
<b>CLIENT CODE.</b>	: KOS DIAGNOSTIC LAB		
<b>CLIENT ADDRESS</b>	: 6349/1, NICHOLSON ROAD, AMBALA CANTT		

Test Name	Value	Unit	Biological Reference interval
-----------	-------	------	-------------------------------

7.DRUGS: Glucocorticoids, Dopamine, Levodopa, T4 replacement therapy, Anti-thyroid drugs for thyrotoxicosis.


8.Pregnancy: 1st and 2nd Trimester


**LIMITATIONS:**

- 1.TSH may be normal in central hypothyroidism, recent rapid correction of hyperthyroidism or hypothyroidism, pregnancy, phenytoin therapy.
- 2.Autoimmune disorders may produce spurious results.

\*\*\* End Of Report \*\*\*



  
**DR.VINAY CHOPRA**  
 CONSULTANT PATHOLOGIST  
 MBBS, MD (PATHOLOGY & MICROBIOLOGY)

  
**DR.YUGAM CHOPRA**  
 CONSULTANT PATHOLOGIST  
 MBBS, MD (PATHOLOGY)

