

Dr. Vinay Chopra
 MD (Pathology & Microbiology)
 Chairman & Consultant Pathologist

Dr. Yugam Chopra
 MD (Pathology)
 CEO & Consultant Pathologist

NAME	: Mr. DALIP KUMAR	PATIENT ID	: 1589835
AGE/ GENDER	: 67 YRS/MALE	REG. NO./LAB NO.	: 012408240042
COLLECTED BY	:	REGISTRATION DATE	: 24/Aug/2024 11:26 AM
REFERRED BY	:	COLLECTION DATE	: 24/Aug/2024 11:31AM
BARCODE NO.	: 01515628	REPORTING DATE	: 24/Aug/2024 05:06PM
CLIENT CODE.	: KOS DIAGNOSTIC LAB		
CLIENT ADDRESS	: 6349/1, NICHOLSON ROAD, AMBALA CANTT		

Test Name	Value	Unit	Biological Reference interval
-----------	-------	------	-------------------------------

HAEMATOLOGY

PROTHROMBIN TIME STUDIES (PT/INR)

PT TEST (PATIENT) by PHOTO OPTICAL CLOT DETECTION	11.4 ^L	SECS	11.5 - 14.5
PT (CONTROL) by PHOTO OPTICAL CLOT DETECTION	12	SECS	
ISI by PHOTO OPTICAL CLOT DETECTION	1.1		
INTERNATIONAL NORMALISED RATIO (INR) by PHOTO OPTICAL CLOT DETECTION	0.95		0.80 - 1.20
PT INDEX by PHOTO OPTICAL CLOT DETECTION	105.26	%	


INTERPRETATION:-


1. INR is the parameter of choice in monitoring adequacy of oral anti-coagulant therapy. Appropriate therapeutic range varies with the disease and treatment intensity.
2. Prolonged INR suggests potential bleeding disorder /bleeding complications
3. Results should be clinically correlated.
4. Test conducted on Citrated Plasma

RECOMMENDED THERAPEUTIC RANGE FOR ORAL ANTI-COAGULANT THERAPY (INR)

INDICATION		INTERNATIONAL NORMALIZED RATIO (INR)
Treatment of venous thrombosis	Low Intensity	2.0 - 3.0
Treatment of pulmonary embolism		
Prevention of systemic embolism in tissue heart valves		
Valvular heart disease		
Acute myocardial infarction		
Atrial fibrillation		
Bileaflet mechanical valve in aortic position	High Intensity	2.5 - 3.5
Recurrent embolism		
Mechanical heart valve		




DR. VINAY CHOPRA
 CONSULTANT PATHOLOGIST
 MBBS, MD (PATHOLOGY & MICROBIOLOGY)


DR. YUGAM CHOPRA
 CONSULTANT PATHOLOGIST
 MBBS, MD (PATHOLOGY)



Dr. Vinay Chopra
 MD (Pathology & Microbiology)
 Chairman & Consultant Pathologist

Dr. Yugam Chopra
 MD (Pathology)
 CEO & Consultant Pathologist

NAME	: Mr. DALIP KUMAR	PATIENT ID	: 1589835
AGE/ GENDER	: 67 YRS/MALE	REG. NO./LAB NO.	: 012408240042
COLLECTED BY	:	REGISTRATION DATE	: 24/Aug/2024 11:26 AM
REFERRED BY	:	COLLECTION DATE	: 24/Aug/2024 11:31AM
BARCODE NO.	: 01515628	REPORTING DATE	: 24/Aug/2024 05:06PM
CLIENT CODE.	: KOS DIAGNOSTIC LAB		
CLIENT ADDRESS	: 6349/1, NICHOLSON ROAD, AMBALA CANTT		

Test Name	Value	Unit	Biological Reference interval
Antiphospholipid antibodies ⁺			

COMMENTS:

The prothrombin time (PT) and its derived measures of prothrombin ratio (PR) and international normalized ratio (INR) are measures of the efficacy of the extrinsic pathway of coagulation. PT test reflects the adequacy of factors I (fibrinogen), II (prothrombin), V, VII, and X. It is used in conjunction with the activated partial thromboplastin time (aPTT) which measures the intrinsic pathway.


The common causes of prolonged prothrombin time are :


- 1.Oral Anticoagulant therapy.
- 2.Liver disease.
- 3.Vit K. deficiency.
- 4.Disseminated intra vascular coagulation.
- 5.Factor 5, 7 , 10 or Prothrombin deficiency

RECHECKED.

*** End Of Report ***




DR.VINAY CHOPRA
 CONSULTANT PATHOLOGIST
 MBBS, MD (PATHOLOGY & MICROBIOLOGY)


DR.YUGAM CHOPRA
 CONSULTANT PATHOLOGIST
 MBBS, MD (PATHOLOGY)

