

**Dr. Vinay Chopra**  
 MD (Pathology & Microbiology)  
 Chairman & Consultant Pathologist

**Dr. Yugam Chopra**  
 MD (Pathology)  
 CEO & Consultant Pathologist

<b>NAME</b>	: Mr. SURENDIERPAL JAIN	<b>PATIENT ID</b>	: 1597122
<b>AGE/ GENDER</b>	: 73 YRS/MALE	<b>REG. NO./LAB NO.</b>	: 012408310003
<b>COLLECTED BY</b>	:	<b>REGISTRATION DATE</b>	: 31/Aug/2024 06:57 AM
<b>REFERRED BY</b>	:	<b>COLLECTION DATE</b>	: 31/Aug/2024 06:58AM
<b>BARCODE NO.</b>	: 01515999	<b>REPORTING DATE</b>	: 31/Aug/2024 09:07AM
<b>CLIENT CODE.</b>	: KOS DIAGNOSTIC LAB		
<b>CLIENT ADDRESS</b>	: 6349/1, NICHOLSON ROAD, AMBALA CANTT		

Test Name	Value	Unit	Biological Reference interval
-----------	-------	------	-------------------------------

### HAEMATOLOGY

#### PROTHROMBIN TIME STUDIES (PT/INR)

PT TEST (PATIENT) <i>by PHOTO OPTICAL CLOT DETECTION</i>	12.9	SECS	11.5 - 14.5
PT (CONTROL) <i>by PHOTO OPTICAL CLOT DETECTION</i>	12	SECS	
ISI <i>by PHOTO OPTICAL CLOT DETECTION</i>	1.1		
INTERNATIONAL NORMALISED RATIO (INR) <i>by PHOTO OPTICAL CLOT DETECTION</i>	1.08		0.80 - 1.20
PT INDEX <i>by PHOTO OPTICAL CLOT DETECTION</i>	93.02	%	


#### INTERPRETATION:-


1. INR is the parameter of choice in monitoring adequacy of oral anti-coagulant therapy. Appropriate therapeutic range varies with the disease and treatment intensity.
2. Prolonged INR suggests potential bleeding disorder /bleeding complications
3. Results should be clinically correlated.
4. Test conducted on Citrated Plasma

#### RECOMMENDED THERAPEUTIC RANGE FOR ORAL ANTI-COAGULANT THERAPY (INR)

INDICATION		INTERNATIONAL NORMALIZED RATIO (INR)
Treatment of venous thrombosis	Low Intensity	2.0 - 3.0
Treatment of pulmonary embolism		
Prevention of systemic embolism in tissue heart valves		
Valvular heart disease		
Acute myocardial infarction		
Atrial fibrillation		
Bileaflet mechanical valve in aortic position	High Intensity	2.5 - 3.5
Recurrent embolism		
Mechanical heart valve		



  
**DR. VINAY CHOPRA**  
 CONSULTANT PATHOLOGIST  
 MBBS, MD (PATHOLOGY & MICROBIOLOGY)

  
**DR. YUGAM CHOPRA**  
 CONSULTANT PATHOLOGIST  
 MBBS, MD (PATHOLOGY)



Dr. Vinay Chopra  
MD (Pathology & Microbiology)  
Chairman & Consultant Pathologist

Dr. Yugam Chopra  
MD (Pathology)  
CEO & Consultant Pathologist

<b>NAME</b>	: Mr. SURENDIERPAL JAIN	<b>PATIENT ID</b>	: 1597122
<b>AGE/ GENDER</b>	: 73 YRS/MALE	<b>REG. NO./LAB NO.</b>	: 012408310003
<b>COLLECTED BY</b>	:	<b>REGISTRATION DATE</b>	: 31/Aug/2024 06:57 AM
<b>REFERRED BY</b>	:	<b>COLLECTION DATE</b>	: 31/Aug/2024 06:58AM
<b>BARCODE NO.</b>	: 01515999	<b>REPORTING DATE</b>	: 31/Aug/2024 09:07AM
<b>CLIENT CODE.</b>	: KOS DIAGNOSTIC LAB		
<b>CLIENT ADDRESS</b>	: 6349/1, NICHOLSON ROAD, AMBALA CANTT		

Test Name	Value	Unit	Biological Reference interval
Antiphospholipid antibodies <sup>+</sup>			

**COMMENTS:**


The prothrombin time (PT) and its derived measures of prothrombin ratio (PR) and international normalized ratio (INR) are measures of the efficacy of the extrinsic pathway of coagulation. PT test reflects the adequacy of factors I (fibrinogen), II (prothrombin), V, VII, and X. It is used in conjunction with the activated partial thromboplastin time (aPTT) which measures the intrinsic pathway.


The common causes of prolonged prothrombin time are :

- 1.Oral Anticoagulant therapy.
- 2.Liver disease.
- 3.Vit K. deficiency.
- 4.Disseminated intra vascular coagulation.
- 5.Factor 5, 7 , 10 or Prothrombin deficiency

\*\*\* End Of Report \*\*\*



  
DR.VINAY CHOPRA  
CONSULTANT PATHOLOGIST  
MBBS, MD (PATHOLOGY & MICROBIOLOGY)

  
DR.YUGAM CHOPRA  
CONSULTANT PATHOLOGIST  
MBBS , MD (PATHOLOGY)

