

Dr. Vinay Chopra  
MD (Pathology & Microbiology)  
Chairman & Consultant Pathologist

Dr. Yugam Chopra  
MD (Pathology)  
CEO & Consultant Pathologist

NAME : Mr. RAKESH KUMAR MATTA  
AGE/ GENDER : 67 YRS/MALE  
COLLECTED BY : SURJESH  
REFERRED BY :  
BARCODE NO. : 01516054  
CLIENT CODE. : KOS DIAGNOSTIC LAB  
CLIENT ADDRESS : 6349/1, NICHOLSON ROAD, AMBALA CANTT

PATIENT ID : 1597336  
REG. NO./LAB NO. : 012408310058  
REGISTRATION DATE : 31/Aug/2024 12:30 PM  
COLLECTION DATE : 31/Aug/2024 12:33PM  
REPORTING DATE : 31/Aug/2024 12:53PM

Test Name	Value	Unit	Biological Reference interval
-----------	-------	------	-------------------------------

## HAEMATOLOGY

### COMPLETE BLOOD COUNT (CBC)

#### RED BLOOD CELLS (RBCS) COUNT AND INDICES

HAEMOGLOBIN (HB) by CALORIMETRIC	11.3 <sup>L</sup>	gm/dL	12.0 - 17.0
RED BLOOD CELL (RBC) COUNT by HYDRO DYNAMIC FOCUSING, ELECTRICAL IMPEDENCE	5.46 <sup>H</sup>	Millions/cmm	3.50 - 5.00
PACKED CELL VOLUME (PCV) by CALCULATED BY AUTOMATED HEMATOLOGY ANALYZER	35.8 <sup>L</sup>	%	40.0 - 54.0
MEAN CORPUSCULAR VOLUME (MCV) by CALCULATED BY AUTOMATED HEMATOLOGY ANALYZER	65.5 <sup>L</sup>	fL	80.0 - 100.0
MEAN CORPUSCULAR HAEMOGLOBIN (MCH) by CALCULATED BY AUTOMATED HEMATOLOGY ANALYZER	20.7 <sup>L</sup>	pg	27.0 - 34.0
MEAN CORPUSCULAR HEMOGLOBIN CONC. (MCHC) by CALCULATED BY AUTOMATED HEMATOLOGY ANALYZER	31.5 <sup>L</sup>	g/dL	32.0 - 36.0
RED CELL DISTRIBUTION WIDTH (RDW-CV) by CALCULATED BY AUTOMATED HEMATOLOGY ANALYZER	16.2 <sup>H</sup>	%	11.00 - 16.00
RED CELL DISTRIBUTION WIDTH (RDW-SD) by CALCULATED BY AUTOMATED HEMATOLOGY ANALYZER	39.6	fL	35.0 - 56.0
MENTZERS INDEX by CALCULATED	12	RATIO	BETA THALASSEMIA TRAIT: < 13.0 IRON DEFICIENCY ANEMIA: >13.0
GREEN & KING INDEX by CALCULATED	19.44	RATIO	BETA THALASSEMIA TRAIT: <= 65.0 IRON DEFICIENCY ANEMIA: > 65.0

#### WHITE BLOOD CELLS (WBCS)

TOTAL LEUCOCYTE COUNT (TLC) by FLOW CYTOMETRY BY SF CUBE & MICROSCOPY	14080 <sup>H</sup>	/cmm	4000 - 11000
NUCLEATED RED BLOOD CELLS (nRBCS) by AUTOMATED 6 PART HEMATOLOGY ANALYZER	NIL		0.00 - 20.00
NUCLEATED RED BLOOD CELLS (nRBCS) % by CALCULATED BY AUTOMATED HEMATOLOGY ANALYZER	NIL	%	< 10 %

#### DIFFERENTIAL LEUCOCYTE COUNT (DLC)

NEUTROPHILS by FLOW CYTOMETRY BY SF CUBE & MICROSCOPY	85 <sup>H</sup>	%	50 - 70
--	-----------------	---	---------



DR. VINAY CHOPRA  
CONSULTANT PATHOLOGIST  
MBBS, MD (PATHOLOGY & MICROBIOLOGY)

DR. YUGAM CHOPRA  
CONSULTANT PATHOLOGIST  
MBBS, MD (PATHOLOGY)



**Dr. Vinay Chopra**  
 MD (Pathology & Microbiology)  
 Chairman & Consultant Pathologist

**Dr. Yugam Chopra**  
 MD (Pathology)  
 CEO & Consultant Pathologist

<b>NAME</b>	: Mr. RAKESH KUMAR MATTA	<b>PATIENT ID</b>	: 1597336
<b>AGE/ GENDER</b>	: 67 YRS/MALE	<b>REG. NO./LAB NO.</b>	: 012408310058
<b>COLLECTED BY</b>	: SURJESH	<b>REGISTRATION DATE</b>	: 31/Aug/2024 12:30 PM
<b>REFERRED BY</b>	:	<b>COLLECTION DATE</b>	: 31/Aug/2024 12:33PM
<b>BARCODE NO.</b>	: 01516054	<b>REPORTING DATE</b>	: 31/Aug/2024 12:53PM
<b>CLIENT CODE.</b>	: KOS DIAGNOSTIC LAB		
<b>CLIENT ADDRESS</b>	: 6349/1, NICHOLSON ROAD, AMBALA CANTT		

Test Name	Value	Unit	Biological Reference interval
<b>LYMPHOCYTES</b> <i>by FLOW CYTOMETRY BY SF CUBE &amp; MICROSCOPY</i>	9 <sup>L</sup>	%	20 - 40
<b>EOSINOPHILS</b> <i>by FLOW CYTOMETRY BY SF CUBE &amp; MICROSCOPY</i>	1	%	1 - 6
<b>MONOCYTES</b> <i>by FLOW CYTOMETRY BY SF CUBE &amp; MICROSCOPY</i>	5	%	2 - 12
<b>BASOPHILS</b> <i>by FLOW CYTOMETRY BY SF CUBE &amp; MICROSCOPY</i>	0	%	0 - 1
<b><u>ABSOLUTE LEUKOCYTES (WBC) COUNT</u></b>			
<b>ABSOLUTE NEUTROPHIL COUNT</b> <i>by FLOW CYTOMETRY BY SF CUBE &amp; MICROSCOPY</i>	11968 <sup>H</sup>	/cmm	2000 - 7500
<b>ABSOLUTE LYMPHOCYTE COUNT</b> <i>by FLOW CYTOMETRY BY SF CUBE &amp; MICROSCOPY</i>	1267	/cmm	800 - 4900
<b>ABSOLUTE EOSINOPHIL COUNT</b> <i>by FLOW CYTOMETRY BY SF CUBE &amp; MICROSCOPY</i>	141	/cmm	40 - 440
<b>ABSOLUTE MONOCYTE COUNT</b> <i>by FLOW CYTOMETRY BY SF CUBE &amp; MICROSCOPY</i>	704	/cmm	80 - 880
<b><u>PLATELETS AND OTHER PLATELET PREDICTIVE MARKERS.</u></b>			
<b>PLATELET COUNT (PLT)</b> <i>by HYDRO DYNAMIC FOCUSING, ELECTRICAL IMPEDENCE</i>	255000	/cmm	150000 - 450000
<b>PLATELETCRIT (PCT)</b> <i>by HYDRO DYNAMIC FOCUSING, ELECTRICAL IMPEDENCE</i>	0.26	%	0.10 - 0.36
<b>MEAN PLATELET VOLUME (MPV)</b> <i>by HYDRO DYNAMIC FOCUSING, ELECTRICAL IMPEDENCE</i>	10	fL	6.50 - 12.0
<b>PLATELET LARGE CELL COUNT (P-LCC)</b> <i>by HYDRO DYNAMIC FOCUSING, ELECTRICAL IMPEDENCE</i>	73000	/cmm	30000 - 90000
<b>PLATELET LARGE CELL RATIO (P-LCR)</b> <i>by HYDRO DYNAMIC FOCUSING, ELECTRICAL IMPEDENCE</i>	28.5	%	11.0 - 45.0
<b>PLATELET DISTRIBUTION WIDTH (PDW)</b> <i>by HYDRO DYNAMIC FOCUSING, ELECTRICAL IMPEDENCE</i>	16	%	15.0 - 17.0
NOTE: TEST CONDUCTED ON EDTA WHOLE BLOOD			



  
**DR. VINAY CHOPRA**  
 CONSULTANT PATHOLOGIST  
 MBBS, MD (PATHOLOGY & MICROBIOLOGY)

  
**DR. YUGAM CHOPRA**  
 CONSULTANT PATHOLOGIST  
 MBBS, MD (PATHOLOGY)



**Dr. Vinay Chopra**  
 MD (Pathology & Microbiology)  
 Chairman & Consultant Pathologist

**Dr. Yugam Chopra**  
 MD (Pathology)  
 CEO & Consultant Pathologist

<b>NAME</b>	: Mr. RAKESH KUMAR MATTA	<b>PATIENT ID</b>	: 1597336
<b>AGE/ GENDER</b>	: 67 YRS/MALE	<b>REG. NO./LAB NO.</b>	: 012408310058
<b>COLLECTED BY</b>	: SURJESH	<b>REGISTRATION DATE</b>	: 31/Aug/2024 12:30 PM
<b>REFERRED BY</b>	:	<b>COLLECTION DATE</b>	: 31/Aug/2024 12:33PM
<b>BARCODE NO.</b>	: 01516054	<b>REPORTING DATE</b>	: 31/Aug/2024 01:29PM
<b>CLIENT CODE.</b>	: KOS DIAGNOSTIC LAB		
<b>CLIENT ADDRESS</b>	: 6349/1, NICHOLSON ROAD, AMBALA CANTT		

Test Name	Value	Unit	Biological Reference interval
-----------	-------	------	-------------------------------

## CLINICAL PATHOLOGY

### URINE ROUTINE & MICROSCOPIC EXAMINATION

#### PHYSICAL EXAMINATION


QUANTITY RECIEVED	10	ml	
by DIP STICK/REFLECTANCE SPECTROPHOTOMETRY			
COLOUR	PALE YELLOW		PALE YELLOW
by DIP STICK/REFLECTANCE SPECTROPHOTOMETRY			
TRANSPARANCY	HAZY		CLEAR
by DIP STICK/REFLECTANCE SPECTROPHOTOMETRY			
SPECIFIC GRAVITY	1.02		1.002 - 1.030
by DIP STICK/REFLECTANCE SPECTROPHOTOMETRY			


#### CHEMICAL EXAMINATION

REACTION	ACIDIC		
by DIP STICK/REFLECTANCE SPECTROPHOTOMETRY			
PROTEIN	2+		NEGATIVE (-ve)
by DIP STICK/REFLECTANCE SPECTROPHOTOMETRY			
SUGAR	Negative		NEGATIVE (-ve)
by DIP STICK/REFLECTANCE SPECTROPHOTOMETRY			
pH	5.5		5.0 - 7.5
by DIP STICK/REFLECTANCE SPECTROPHOTOMETRY			
BILIRUBIN	Negative		NEGATIVE (-ve)
by DIP STICK/REFLECTANCE SPECTROPHOTOMETRY			
NITRITE	Negative		NEGATIVE (-ve)
by DIP STICK/REFLECTANCE SPECTROPHOTOMETRY.			
UROBILINOGEN	Normal	EU/dL	0.2 - 1.0
by DIP STICK/REFLECTANCE SPECTROPHOTOMETRY			
KETONE BODIES	Negative		NEGATIVE (-ve)
by DIP STICK/REFLECTANCE SPECTROPHOTOMETRY			
BLOOD	TRACE		NEGATIVE (-ve)
by DIP STICK/REFLECTANCE SPECTROPHOTOMETRY			
ASCORBIC ACID	NEGATIVE (-ve)		NEGATIVE (-ve)
by DIP STICK/REFLECTANCE SPECTROPHOTOMETRY			

#### MICROSCOPIC EXAMINATION



  
**DR.VINAY CHOPRA**  
 CONSULTANT PATHOLOGIST  
 MBBS, MD (PATHOLOGY & MICROBIOLOGY)

  
**DR.YUGAM CHOPRA**  
 CONSULTANT PATHOLOGIST  
 MBBS, MD (PATHOLOGY)



**Dr. Vinay Chopra**  
 MD (Pathology & Microbiology)  
 Chairman & Consultant Pathologist


**Dr. Yugam Chopra**  
 MD (Pathology)  
 CEO & Consultant Pathologist


<b>NAME</b>	: Mr. RAKESH KUMAR MATTA	<b>PATIENT ID</b>	: 1597336
<b>AGE/ GENDER</b>	: 67 YRS/MALE	<b>REG. NO./LAB NO.</b>	: 012408310058
<b>COLLECTED BY</b>	: SURJESH	<b>REGISTRATION DATE</b>	: 31/Aug/2024 12:30 PM
<b>REFERRED BY</b>	:	<b>COLLECTION DATE</b>	: 31/Aug/2024 12:33PM
<b>BARCODE NO.</b>	: 01516054	<b>REPORTING DATE</b>	: 31/Aug/2024 01:29PM
<b>CLIENT CODE.</b>	: KOS DIAGNOSTIC LAB		
<b>CLIENT ADDRESS</b>	: 6349/1, NICHOLSON ROAD, AMBALA CANTT		

Test Name	Value	Unit	Biological Reference interval
RED BLOOD CELLS (RBCs) <i>by MICROSCOPY ON CENTRIFUGED URINARY SEDIMENT</i>	2-4	/HPF	0 - 3
PUS CELLS <i>by MICROSCOPY ON CENTRIFUGED URINARY SEDIMENT</i>	30-40	/HPF	0 - 5
EPITHELIAL CELLS <i>by MICROSCOPY ON CENTRIFUGED URINARY SEDIMENT</i>	1-3	/HPF	ABSENT
CRYSTALS <i>by MICROSCOPY ON CENTRIFUGED URINARY SEDIMENT</i>	NEGATIVE (-ve)		NEGATIVE (-ve)
CASTS <i>by MICROSCOPY ON CENTRIFUGED URINARY SEDIMENT</i>	NEGATIVE (-ve)		NEGATIVE (-ve)
BACTERIA <i>by MICROSCOPY ON CENTRIFUGED URINARY SEDIMENT</i>	NEGATIVE (-ve)		NEGATIVE (-ve)
OTHERS <i>by MICROSCOPY ON CENTRIFUGED URINARY SEDIMENT</i>	NEGATIVE (-ve)		NEGATIVE (-ve)
TRICHOMONAS VAGINALIS (PROTOZOA) <i>by MICROSCOPY ON CENTRIFUGED URINARY SEDIMENT</i>	ABSENT		ABSENT

\*\*\* End Of Report \*\*\*



  
 DR.VINAY CHOPRA  
 CONSULTANT PATHOLOGIST  
 MBBS, MD (PATHOLOGY & MICROBIOLOGY)

  
 DR.YUGAM CHOPRA  
 CONSULTANT PATHOLOGIST  
 MBBS, MD (PATHOLOGY)

