

Dr. Vinay Chopra
 MD (Pathology & Microbiology)
 Chairman & Consultant Pathologist

Dr. Yugam Chopra
 MD (Pathology)
 CEO & Consultant Pathologist

NAME	: Baby. DEVANSHI	PATIENT ID	: 1600460
AGE/ GENDER	: 1 YRS/FEMALE	REG. NO./LAB NO.	: 012409030032
COLLECTED BY	:	REGISTRATION DATE	: 03/Sep/2024 12:14 PM
REFERRED BY	:	COLLECTION DATE	: 03/Sep/2024 03:20PM
BARCODE NO.	: 01516237	REPORTING DATE	: 03/Sep/2024 12:53PM
CLIENT CODE.	: KOS DIAGNOSTIC LAB		
CLIENT ADDRESS	: 6349/1, NICHOLSON ROAD, AMBALA CANTT		

Test Name	Value	Unit	Biological Reference interval
-----------	-------	------	-------------------------------

HAEMATOLOGY

COMPLETE BLOOD COUNT (CBC)

RED BLOOD CELLS (RBCS) COUNT AND INDICES

HAEMOGLOBIN (HB) <i>by CALORIMETRIC</i>	9.5 ^L	gm/dL	12.0 - 16.0
RED BLOOD CELL (RBC) COUNT <i>by HYDRO DYNAMIC FOCUSING, ELECTRICAL IMPEDENCE</i>	4.63	Millions/cmm	3.50 - 5.50
PACKED CELL VOLUME (PCV) <i>by CALCULATED BY AUTOMATED HEMATOLOGY ANALYZER</i>	30.4 ^L	%	35.0 - 49.0
MEAN CORPUSCULAR VOLUME (MCV) <i>by CALCULATED BY AUTOMATED HEMATOLOGY ANALYZER</i>	65.6 ^L	fL	80.0 - 100.0
MEAN CORPUSCULAR HAEMOGLOBIN (MCH) <i>by CALCULATED BY AUTOMATED HEMATOLOGY ANALYZER</i>	20.2 ^L	pg	27.0 - 34.0
MEAN CORPUSCULAR HEMOGLOBIN CONC. (MCHC) <i>by CALCULATED BY AUTOMATED HEMATOLOGY ANALYZER</i>	30.8 ^L	g/dL	32.0 - 36.0
RED CELL DISTRIBUTION WIDTH (RDW-CV) <i>by CALCULATED BY AUTOMATED HEMATOLOGY ANALYZER</i>	16	%	11.00 - 16.00
RED CELL DISTRIBUTION WIDTH (RDW-SD) <i>by CALCULATED BY AUTOMATED HEMATOLOGY ANALYZER</i>	39.2	fL	35.0 - 56.0
MENTZERS INDEX <i>by CALCULATED</i>	14.17	RATIO	BETA THALASSEMIA TRAIT: < 13.0 IRON DEFICIENCY ANEMIA: >13.0
GREEN & KING INDEX <i>by CALCULATED</i>	22.32	RATIO	BETA THALASSEMIA TRAIT: <= 65.0 IRON DEFICIENCY ANEMIA: > 65.0

WHITE BLOOD CELLS (WBCS)

TOTAL LEUCOCYTE COUNT (TLC) <i>by FLOW CYTOMETRY BY SF CUBE & MICROSCOPY</i>	9540	/cmm	6000 - 18000
NUCLEATED RED BLOOD CELLS (nRBCS) <i>by AUTOMATED 6 PART HEMATOLOGY ANALYZER</i>	NIL		0.00 - 20.00
NUCLEATED RED BLOOD CELLS (nRBCS) % <i>by CALCULATED BY AUTOMATED HEMATOLOGY ANALYZER</i>	NIL	%	< 10 %

DIFFERENTIAL LEUCOCYTE COUNT (DLC)

NEUTROPHILS <i>by FLOW CYTOMETRY BY SF CUBE & MICROSCOPY</i>	31 ^L	%	50 - 70
--	-----------------	---	---------



Chopra

DR. VINAY CHOPRA
 CONSULTANT PATHOLOGIST
 MBBS, MD (PATHOLOGY & MICROBIOLOGY)

Chopra

DR. YUGAM CHOPRA
 CONSULTANT PATHOLOGIST
 MBBS, MD (PATHOLOGY)



TEST PERFORMED AT KOS DIAGNOSTIC LAB, AMBALA CANTT.

Dr. Vinay Chopra
MD (Pathology & Microbiology)
Chairman & Consultant Pathologist

Dr. Yugam Chopra
MD (Pathology)
CEO & Consultant Pathologist

NAME	: Baby. DEVANSHI	PATIENT ID	: 1600460
AGE/ GENDER	: 1 YRS/FEMALE	REG. NO./LAB NO.	: 012409030032
COLLECTED BY	:	REGISTRATION DATE	: 03/Sep/2024 12:14 PM
REFERRED BY	:	COLLECTION DATE	: 03/Sep/2024 03:20PM
BARCODE NO.	: 01516237	REPORTING DATE	: 03/Sep/2024 12:53PM
CLIENT CODE.	: KOS DIAGNOSTIC LAB		
CLIENT ADDRESS	: 6349/1, NICHOLSON ROAD, AMBALA CANTT		

Test Name	Value	Unit	Biological Reference interval
LYMPHOCYTES <i>by FLOW CYTOMETRY BY SF CUBE & MICROSCOPY</i>	59	%	20 - 60
EOSINOPHILS <i>by FLOW CYTOMETRY BY SF CUBE & MICROSCOPY</i>	4	%	1 - 6
MONOCYTES <i>by FLOW CYTOMETRY BY SF CUBE & MICROSCOPY</i>	6	%	3 - 13
BASOPHILS <i>by FLOW CYTOMETRY BY SF CUBE & MICROSCOPY</i>	0	%	0 - 1
IMMATURE GRANULOCTE (IG) % <i>by FLOW CYTOMETRY BY SF CUBE & MICROSCOPY</i>	0	%	0 - 5.0
<u>ABSOLUTE LEUKOCYTES (WBC) COUNT</u>			
ABSOLUTE NEUTROPHIL COUNT <i>by FLOW CYTOMETRY BY SF CUBE & MICROSCOPY</i>	2957	/cmm	2000 - 7500
ABSOLUTE LYMPHOCYTE COUNT <i>by FLOW CYTOMETRY BY SF CUBE & MICROSCOPY</i>	5629^H	/cmm	800 - 4900
ABSOLUTE EOSINOPHIL COUNT <i>by FLOW CYTOMETRY BY SF CUBE & MICROSCOPY</i>	382	/cmm	40 - 440
ABSOLUTE MONOCYTE COUNT <i>by FLOW CYTOMETRY BY SF CUBE & MICROSCOPY</i>	572	/cmm	80 - 880
ABSOLUTE BASOPHIL COUNT <i>by FLOW CYTOMETRY BY SF CUBE & MICROSCOPY</i>	0	/cmm	0 - 110
ABSOLUTE IMMATURE GRANULOCYTE COUNT <i>by FLOW CYTOMETRY BY SF CUBE & MICROSCOPY</i>	0	/cmm	0.0 - 999.0
<u>PLATELETS AND OTHER PLATELET PREDICTIVE MARKERS.</u>			
PLATELET COUNT (PLT) <i>by HYDRO DYNAMIC FOCUSING, ELECTRICAL IMPEDENCE</i>	422000	/cmm	150000 - 450000
PLATELET CRIT (PCT) <i>by HYDRO DYNAMIC FOCUSING, ELECTRICAL IMPEDENCE</i>	0.49^H	%	0.10 - 0.36
MEAN PLATELET VOLUME (MPV) <i>by HYDRO DYNAMIC FOCUSING, ELECTRICAL IMPEDENCE</i>	11	fL	6.50 - 12.0
PLATELET LARGE CELL COUNT (P-LCC) <i>by HYDRO DYNAMIC FOCUSING, ELECTRICAL IMPEDENCE</i>	149000^H	/cmm	30000 - 90000
PLATELET LARGE CELL RATIO (P-LCR) <i>by HYDRO DYNAMIC FOCUSING, ELECTRICAL IMPEDENCE</i>	32.6	%	11.0 - 45.0
PLATELET DISTRIBUTION WIDTH (PDW) <i>by HYDRO DYNAMIC FOCUSING, ELECTRICAL IMPEDENCE</i>	15.7	%	15.0 - 17.0



DR. VINAY CHOPRA
CONSULTANT PATHOLOGIST
MBBS, MD (PATHOLOGY & MICROBIOLOGY)

DR. YUGAM CHOPRA
CONSULTANT PATHOLOGIST
MBBS, MD (PATHOLOGY)



Dr. Vinay Chopra
MD (Pathology & Microbiology)
Chairman & Consultant Pathologist

Dr. Yugam Chopra
MD (Pathology)
CEO & Consultant Pathologist

NAME	: Baby. DEVANSHI	PATIENT ID	: 1600460
AGE/ GENDER	: 1 YRS/FEMALE	REG. NO./LAB NO.	: 012409030032
COLLECTED BY	:	REGISTRATION DATE	: 03/Sep/2024 12:14 PM
REFERRED BY	:	COLLECTION DATE	: 03/Sep/2024 03:20PM
BARCODE NO.	: 01516237	REPORTING DATE	: 03/Sep/2024 12:53PM
CLIENT CODE.	: KOS DIAGNOSTIC LAB		
CLIENT ADDRESS	: 6349/1, NICHOLSON ROAD, AMBALA CANTT		

Test Name	Value	Unit	Biological Reference interval
-----------	-------	------	-------------------------------

NOTE: TEST CONDUCTED ON EDTA WHOLE BLOOD

RECHECKED



DR.VINAY CHOPRA
CONSULTANT PATHOLOGIST
MBBS, MD (PATHOLOGY & MICROBIOLOGY)

DR.YUGAM CHOPRA
CONSULTANT PATHOLOGIST
MBBS, MD (PATHOLOGY)



Dr. Vinay Chopra
 MD (Pathology & Microbiology)
 Chairman & Consultant Pathologist

Dr. Yugam Chopra
 MD (Pathology)
 CEO & Consultant Pathologist

NAME	: Baby. DEVANSHI	PATIENT ID	: 1600460
AGE/ GENDER	: 1 YRS/FEMALE	REG. NO./LAB NO.	: 012409030032
COLLECTED BY	:	REGISTRATION DATE	: 03/Sep/2024 12:14 PM
REFERRED BY	:	COLLECTION DATE	: 03/Sep/2024 03:20PM
BARCODE NO.	: 01516237	REPORTING DATE	: 03/Sep/2024 05:15PM
CLIENT CODE.	: KOS DIAGNOSTIC LAB		
CLIENT ADDRESS	: 6349/1, NICHOLSON ROAD, AMBALA CANTT		

Test Name	Value	Unit	Biological Reference interval
-----------	-------	------	-------------------------------

CLINICAL PATHOLOGY

URINE ROUTINE & MICROSCOPIC EXAMINATION

PHYSICAL EXAMINATION


QUANTITY RECEIVED	10	ml	
<i>by DIP STICK/REFLECTANCE SPECTROPHOTOMETRY</i>			
COLOUR	AMBER YELLOW		PALE YELLOW
<i>by DIP STICK/REFLECTANCE SPECTROPHOTOMETRY</i>			
TRANSPARANCY	HAZY		CLEAR
<i>by DIP STICK/REFLECTANCE SPECTROPHOTOMETRY</i>			
SPECIFIC GRAVITY	1.01		1.002 - 1.030
<i>by DIP STICK/REFLECTANCE SPECTROPHOTOMETRY</i>			


CHEMICAL EXAMINATION

REACTION	ACIDIC		
<i>by DIP STICK/REFLECTANCE SPECTROPHOTOMETRY</i>			
PROTEIN	Negative		NEGATIVE (-ve)
<i>by DIP STICK/REFLECTANCE SPECTROPHOTOMETRY</i>			
SUGAR	Negative		NEGATIVE (-ve)
<i>by DIP STICK/REFLECTANCE SPECTROPHOTOMETRY</i>			
pH	6.5		5.0 - 7.5
<i>by DIP STICK/REFLECTANCE SPECTROPHOTOMETRY</i>			
BILIRUBIN	Negative		NEGATIVE (-ve)
<i>by DIP STICK/REFLECTANCE SPECTROPHOTOMETRY</i>			
NITRITE	Positive		NEGATIVE (-ve)
<i>by DIP STICK/REFLECTANCE SPECTROPHOTOMETRY.</i>			
UROBILINOGEN	Normal	EU/dL	0.2 - 1.0
<i>by DIP STICK/REFLECTANCE SPECTROPHOTOMETRY</i>			
KETONE BODIES	Negative		NEGATIVE (-ve)
<i>by DIP STICK/REFLECTANCE SPECTROPHOTOMETRY</i>			
BLOOD	Negative		NEGATIVE (-ve)
<i>by DIP STICK/REFLECTANCE SPECTROPHOTOMETRY</i>			
ASCORBIC ACID	NEGATIVE (-ve)		NEGATIVE (-ve)
<i>by DIP STICK/REFLECTANCE SPECTROPHOTOMETRY</i>			

MICROSCOPIC EXAMINATION




DR. VINAY CHOPRA
 CONSULTANT PATHOLOGIST
 MBBS, MD (PATHOLOGY & MICROBIOLOGY)


DR. YUGAM CHOPRA
 CONSULTANT PATHOLOGIST
 MBBS, MD (PATHOLOGY)



TEST PERFORMED AT KOS DIAGNOSTIC LAB, AMBALA CANTT.

Dr. Vinay Chopra
 MD (Pathology & Microbiology)
 Chairman & Consultant Pathologist


Dr. Yugam Chopra
 MD (Pathology)
 CEO & Consultant Pathologist


NAME	: Baby. DEVANSHI	PATIENT ID	: 1600460
AGE/ GENDER	: 1 YRS/FEMALE	REG. NO./LAB NO.	: 012409030032
COLLECTED BY	:	REGISTRATION DATE	: 03/Sep/2024 12:14 PM
REFERRED BY	:	COLLECTION DATE	: 03/Sep/2024 03:20PM
BARCODE NO.	: 01516237	REPORTING DATE	: 03/Sep/2024 05:15PM
CLIENT CODE.	: KOS DIAGNOSTIC LAB		
CLIENT ADDRESS	: 6349/1, NICHOLSON ROAD, AMBALA CANTT		

Test Name	Value	Unit	Biological Reference interval
RED BLOOD CELLS (RBCs) <i>by MICROSCOPY ON CENTRIFUGED URINARY SEDIMENT</i>	NEGATIVE (-ve)	/HPF	0 - 3
PUS CELLS <i>by MICROSCOPY ON CENTRIFUGED URINARY SEDIMENT</i>	0-2	/HPF	0 - 5
EPITHELIAL CELLS <i>by MICROSCOPY ON CENTRIFUGED URINARY SEDIMENT</i>	0-1	/HPF	ABSENT
CRYSTALS <i>by MICROSCOPY ON CENTRIFUGED URINARY SEDIMENT</i>	+		NEGATIVE (-ve)
CASTS <i>by MICROSCOPY ON CENTRIFUGED URINARY SEDIMENT</i>	NEGATIVE (-ve)		NEGATIVE (-ve)
BACTERIA <i>by MICROSCOPY ON CENTRIFUGED URINARY SEDIMENT</i>	NEGATIVE (-ve)		NEGATIVE (-ve)
OTHERS <i>by MICROSCOPY ON CENTRIFUGED URINARY SEDIMENT</i>	AMORPHOUS ++		NEGATIVE (-ve)
TRICHOMONAS VAGINALIS (PROTOZOA) <i>by MICROSCOPY ON CENTRIFUGED URINARY SEDIMENT</i>	ABSENT		ABSENT

*** End Of Report ***




 DR.VINAY CHOPRA
 CONSULTANT PATHOLOGIST
 MBBS, MD (PATHOLOGY & MICROBIOLOGY)


 DR.YUGAM CHOPRA
 CONSULTANT PATHOLOGIST
 MBBS, MD (PATHOLOGY)

