

Dr. Vinay Chopra
MD (Pathology & Microbiology)
Chairman & Consultant Pathologist

Dr. Yugam Chopra
MD (Pathology)
CEO & Consultant Pathologist

NAME : Mr. SURINDER GUPTA
AGE/ GENDER : 71 YRS/MALE
COLLECTED BY :
REFERRED BY :
BARCODE NO. : 01516986
CLIENT CODE. : KOS DIAGNOSTIC LAB
CLIENT ADDRESS : 6349/1, NICHOLSON ROAD, AMBALA CANTT

PATIENT ID : 1613839
REG. NO./LAB NO. : 012409150010
REGISTRATION DATE : 15/Sep/2024 08:23 AM
COLLECTION DATE : 15/Sep/2024 11:07AM
REPORTING DATE : 15/Sep/2024 09:08AM

| Test Name | Value | Unit | Biological Reference interval |
|-----------|-------|------|-------------------------------|
|-----------|-------|------|-------------------------------|

SWASTHYA WELLNESS PANEL: 1.0
COMPLETE BLOOD COUNT (CBC)

RED BLOOD CELLS (RBCS) COUNT AND INDICES

| | | | |
|--|-------------------|--------------|---|
| HAEMOGLOBIN (HB) by CALORIMETRIC | 12.3 | gm/dL | 12.0 - 17.0 |
| RED BLOOD CELL (RBC) COUNT by HYDRO DYNAMIC FOCUSING, ELECTRICAL IMPEDENCE | 4.38 | Millions/cmm | 3.50 - 5.00 |
| PACKED CELL VOLUME (PCV) by CALCULATED BY AUTOMATED HEMATOLOGY ANALYZER | 37.4 ^L | % | 40.0 - 54.0 |
| MEAN CORPUSCULAR VOLUME (MCV) by CALCULATED BY AUTOMATED HEMATOLOGY ANALYZER | 85.3 | fL | 80.0 - 100.0 |
| MEAN CORPUSCULAR HAEMOGLOBIN (MCH) by CALCULATED BY AUTOMATED HEMATOLOGY ANALYZER | 28.1 | pg | 27.0 - 34.0 |
| MEAN CORPUSCULAR HEMOGLOBIN CONC. (MCHC) by CALCULATED BY AUTOMATED HEMATOLOGY ANALYZER | 32.9 | g/dL | 32.0 - 36.0 |
| RED CELL DISTRIBUTION WIDTH (RDW-CV) by CALCULATED BY AUTOMATED HEMATOLOGY ANALYZER | 14.1 | % | 11.00 - 16.00 |
| RED CELL DISTRIBUTION WIDTH (RDW-SD) by CALCULATED BY AUTOMATED HEMATOLOGY ANALYZER | 45 | fL | 35.0 - 56.0 |
| MENTZERS INDEX by CALCULATED | 19.47 | RATIO | BETA THALASSEMIA TRAIT: < 13.0 IRON DEFICIENCY ANEMIA: >13.0 |
| GREEN & KING INDEX by CALCULATED | 27.48 | RATIO | BETA THALASSEMIA TRAIT: <= 65.0 IRON DEFICIENCY ANEMIA: > 65.0 |

WHITE BLOOD CELLS (WBCS)

| | | | |
|---|------|------|--------------|
| TOTAL LEUCOCYTE COUNT (TLC) by FLOW CYTOMETRY BY SF CUBE & MICROSCOPY | 7250 | /cmm | 4000 - 11000 |
| NUCLEATED RED BLOOD CELLS (nRBCS) by AUTOMATED 6 PART HEMATOLOGY ANALYZER | NIL | | 0.00 - 20.00 |
| NUCLEATED RED BLOOD CELLS (nRBCS) % by CALCULATED BY AUTOMATED HEMATOLOGY ANALYZER | NIL | % | < 10 % |

DIFFERENTIAL LEUCOCYTE COUNT (DLC)

| | | | |
|--|----|---|---------|
| NEUTROPHILS by FLOW CYTOMETRY BY SF CUBE & MICROSCOPY | 61 | % | 50 - 70 |
|--|----|---|---------|



DR. VINAY CHOPRA
CONSULTANT PATHOLOGIST
MBBS, MD (PATHOLOGY & MICROBIOLOGY)

DR. YUGAM CHOPRA
CONSULTANT PATHOLOGIST
MBBS, MD (PATHOLOGY)




Dr. Vinay Chopra
 MD (Pathology & Microbiology)
 Chairman & Consultant Pathologist


Dr. Yugam Chopra
 MD (Pathology)
 CEO & Consultant Pathologist

| | | | |
|-----------------------|--|--------------------------|------------------------|
| NAME | : Mr. SURINDER GUPTA | PATIENT ID | : 1613839 |
| AGE/ GENDER | : 71 YRS/MALE | REG. NO./LAB NO. | : 012409150010 |
| COLLECTED BY | : | REGISTRATION DATE | : 15/Sep/2024 08:23 AM |
| REFERRED BY | : | COLLECTION DATE | : 15/Sep/2024 11:07AM |
| BARCODE NO. | : 01516986 | REPORTING DATE | : 15/Sep/2024 09:08AM |
| CLIENT CODE. | : KOS DIAGNOSTIC LAB | | |
| CLIENT ADDRESS | : 6349/1, NICHOLSON ROAD, AMBALA CANTT | | |

| Test Name | Value | Unit | Biological Reference interval |
|---|---------------------|------|-------------------------------|
| LYMPHOCYTES <i>by FLOW CYTOMETRY BY SF CUBE & MICROSCOPY</i> | 28 | % | 20 - 40 |
| EOSINOPHILS <i>by FLOW CYTOMETRY BY SF CUBE & MICROSCOPY</i> | 6 ^H | % | 1 - 6 |
| MONOCYTES <i>by FLOW CYTOMETRY BY SF CUBE & MICROSCOPY</i> | 5 | % | 2 - 12 |
| BASOPHILS <i>by FLOW CYTOMETRY BY SF CUBE & MICROSCOPY</i> | 0 | % | 0 - 1 |
| <u>ABSOLUTE LEUKOCYTES (WBC) COUNT</u> | | | |
| ABSOLUTE NEUTROPHIL COUNT <i>by FLOW CYTOMETRY BY SF CUBE & MICROSCOPY</i> | 4423 | /cmm | 2000 - 7500 |
| ABSOLUTE LYMPHOCYTE COUNT <i>by FLOW CYTOMETRY BY SF CUBE & MICROSCOPY</i> | 2030 | /cmm | 800 - 4900 |
| ABSOLUTE EOSINOPHIL COUNT <i>by FLOW CYTOMETRY BY SF CUBE & MICROSCOPY</i> | 435 | /cmm | 40 - 440 |
| ABSOLUTE MONOCYTE COUNT <i>by FLOW CYTOMETRY BY SF CUBE & MICROSCOPY</i> | 362 | /cmm | 80 - 880 |
| ABSOLUTE BASOPHIL COUNT <i>by FLOW CYTOMETRY BY SF CUBE & MICROSCOPY</i> | 0 | /cmm | 0 - 110 |
| <u>PLATELETS AND OTHER PLATELET PREDICTIVE MARKERS.</u> | | | |
| PLATELET COUNT (PLT) <i>by HYDRO DYNAMIC FOCUSING, ELECTRICAL IMPEDENCE</i> | 328000 | /cmm | 150000 - 450000 |
| PLATELETCRIT (PCT) <i>by HYDRO DYNAMIC FOCUSING, ELECTRICAL IMPEDENCE</i> | 0.37 ^H | % | 0.10 - 0.36 |
| MEAN PLATELET VOLUME (MPV) <i>by HYDRO DYNAMIC FOCUSING, ELECTRICAL IMPEDENCE</i> | 11 | fL | 6.50 - 12.0 |
| PLATELET LARGE CELL COUNT (P-LCC) <i>by HYDRO DYNAMIC FOCUSING, ELECTRICAL IMPEDENCE</i> | 111000 ^H | /cmm | 30000 - 90000 |
| PLATELET LARGE CELL RATIO (P-LCR) <i>by HYDRO DYNAMIC FOCUSING, ELECTRICAL IMPEDENCE</i> | 34 | % | 11.0 - 45.0 |
| PLATELET DISTRIBUTION WIDTH (PDW) <i>by HYDRO DYNAMIC FOCUSING, ELECTRICAL IMPEDENCE</i> | 16.5 | % | 15.0 - 17.0 |
| NOTE: TEST CONDUCTED ON EDTA WHOLE BLOOD | | | |




DR. VINAY CHOPRA
 CONSULTANT PATHOLOGIST
 MBBS, MD (PATHOLOGY & MICROBIOLOGY)


DR. YUGAM CHOPRA
 CONSULTANT PATHOLOGIST
 MBBS, MD (PATHOLOGY)



Dr. Vinay Chopra
 MD (Pathology & Microbiology)
 Chairman & Consultant Pathologist

Dr. Yugam Chopra
 MD (Pathology)
 CEO & Consultant Pathologist

| | | | |
|-----------------------|--|--------------------------|------------------------|
| NAME | : Mr. SURINDER GUPTA | PATIENT ID | : 1613839 |
| AGE/ GENDER | : 71 YRS/MALE | REG. NO./LAB NO. | : 012409150010 |
| COLLECTED BY | : | REGISTRATION DATE | : 15/Sep/2024 08:23 AM |
| REFERRED BY | : | COLLECTION DATE | : 15/Sep/2024 11:07AM |
| BARCODE NO. | : 01516986 | REPORTING DATE | : 15/Sep/2024 09:43AM |
| CLIENT CODE. | : KOS DIAGNOSTIC LAB | | |
| CLIENT ADDRESS | : 6349/1, NICHOLSON ROAD, AMBALA CANTT | | |

| Test Name | Value | Unit | Biological Reference interval |
|-----------|-------|------|-------------------------------|
|-----------|-------|------|-------------------------------|

ERYTHROCYTE SEDIMENTATION RATE (ESR)

ERYTHROCYTE SEDIMENTATION RATE (ESR) 16 mm/1st hr 0 - 20

by MODIFIED WESTERGREN AUTOMATED METHOD

INTERPRETATION:

1. ESR is a non-specific test because an elevated result often indicates the presence of inflammation associated with infection, cancer and auto-immune disease, but does not tell the health practitioner exactly where the inflammation is in the body or what is causing it.
2. An ESR can be affected by other conditions besides inflammation. For this reason, the ESR is typically used in conjunction with other test such as C-reactive protein
3. This test may also be used to monitor disease activity and response to therapy in both of the above diseases as well as some others, such as systemic lupus erythematosus

CONDITION WITH LOW ESR

A low ESR can be seen with conditions that inhibit the normal sedimentation of red blood cells, such as a high red blood cell count (polycythaemia), significantly high white blood cell count (leucocytosis), and some protein abnormalities. Some changes in red cell shape (such as sickle cells in sickle cell anaemia) also lower the ESR.

NOTE:

1. ESR and C - reactive protein (C-RP) are both markers of inflammation.
2. Generally, ESR does not change as rapidly as does CRP, either at the start of inflammation or as it resolves.
3. **CRP is not affected by as many other factors as is ESR, making it a better marker of inflammation.**
4. If the ESR is elevated, it is typically a result of two types of proteins, globulins or fibrinogen.
5. Women tend to have a higher ESR, and menstruation and pregnancy can cause temporary elevations.
6. Drugs such as dextran, methyldopa, oral contraceptives, penicillamine procainamide, theophylline, and vitamin A can increase ESR, while aspirin, cortisone, and quinine may decrease it




 DR. VINAY CHOPRA

CONSULTANT PATHOLOGIST
 MBBS, MD (PATHOLOGY & MICROBIOLOGY)


 DR. YUGAM CHOPRA

CONSULTANT PATHOLOGIST
 MBBS, MD (PATHOLOGY)



Dr. Vinay Chopra
MD (Pathology & Microbiology)
Chairman & Consultant Pathologist

Dr. Yugam Chopra
MD (Pathology)
CEO & Consultant Pathologist

NAME : Mr. SURINDER GUPTA
AGE/ GENDER : 71 YRS/MALE
COLLECTED BY :
REFERRED BY :
BARCODE NO. : 01516986
CLIENT CODE. : KOS DIAGNOSTIC LAB
CLIENT ADDRESS : 6349/1, NICHOLSON ROAD, AMBALA CANTT

PATIENT ID : 1613839
REG. NO./LAB NO. : 012409150010
REGISTRATION DATE : 15/Sep/2024 08:23 AM
COLLECTION DATE : 15/Sep/2024 11:07AM
REPORTING DATE : 15/Sep/2024 10:38AM

| Test Name | Value | Unit | Biological Reference interval |
|-----------|-------|------|-------------------------------|
|-----------|-------|------|-------------------------------|

CLINICAL CHEMISTRY/BIOCHEMISTRY

GLUCOSE FASTING (F)

| | | | |
|--|-------|-------|---|
| GLUCOSE FASTING (F): PLASMA by GLUCOSE OXIDASE - PEROXIDASE (GOD-POD) | 92.16 | mg/dL | NORMAL: < 100.0 PREDIABETIC: 100.0 - 125.0 DIABETIC: > OR = 126.0 |
|--|-------|-------|---|

INTERPRETATION

IN ACCORDANCE WITH AMERICAN DIABETES ASSOCIATION GUIDELINES:

1. A fasting plasma glucose level below 100 mg/dl is considered normal.
2. A fasting plasma glucose level between 100 - 125 mg/dl is considered as glucose intolerant or prediabetic. A fasting and post-prandial blood test (after consumption of 75 gms of glucose) is recommended for all such patients.
3. A fasting plasma glucose level of above 125 mg/dl is highly suggestive of diabetic state. A repeat post-prandial is strongly recommended for all such patients. A fasting plasma glucose level in excess of 125 mg/dl on both occasions is confirmatory for diabetic state.



DR. VINAY CHOPRA
CONSULTANT PATHOLOGIST
MBBS, MD (PATHOLOGY & MICROBIOLOGY)

DR. YUGAM CHOPRA
CONSULTANT PATHOLOGIST
MBBS, MD (PATHOLOGY)



Dr. Vinay Chopra
 MD (Pathology & Microbiology)
 Chairman & Consultant Pathologist

Dr. Yugam Chopra
 MD (Pathology)
 CEO & Consultant Pathologist

| | | | |
|-----------------------|--|--------------------------|------------------------|
| NAME | : Mr. SURINDER GUPTA | PATIENT ID | : 1613839 |
| AGE/ GENDER | : 71 YRS/MALE | REG. NO./LAB NO. | : 012409150010 |
| COLLECTED BY | : | REGISTRATION DATE | : 15/Sep/2024 08:23 AM |
| REFERRED BY | : | COLLECTION DATE | : 15/Sep/2024 11:07AM |
| BARCODE NO. | : 01516986 | REPORTING DATE | : 15/Sep/2024 12:46PM |
| CLIENT CODE. | : KOS DIAGNOSTIC LAB | | |
| CLIENT ADDRESS | : 6349/1, NICHOLSON ROAD, AMBALA CANTT | | |

| Test Name | Value | Unit | Biological Reference interval |
|-----------|-------|------|-------------------------------|
|-----------|-------|------|-------------------------------|

GLUCOSE POST PRANDIAL (PP)

| | | | |
|---|-----|-------|--|
| GLUCOSE POST PRANDIAL (PP): PLASMA by GLUCOSE OXIDASE - PEROXIDASE (GOD-POD) | 101 | mg/dL | NORMAL: < 140.00 PREDIABETIC: 140.0 - 200.0 DIABETIC: > OR = 200.0 |
|---|-----|-------|--|

INTERPRETATION

IN ACCORDANCE WITH AMERICAN DIABETES ASSOCIATION GUIDELINES:

1. A post-prandial plasma glucose level below 140 mg/dl is considered normal.
2. A post-prandial glucose level between 140 - 200 mg/dl is considered as glucose intolerant or prediabetic. A fasting and post-prandial blood test (after consumption of 75 gms of glucose) is recommended for all such patients.
3. A post-prandial plasma glucose level of above 200 mg/dl is highly suggestive of diabetic state. A repeat post-prandial is strongly recommended for all such patients. A fasting plasma glucose level in excess of 125 mg/dl on both occasions is confirmatory for diabetic state.



[Signature]

DR.VINAY CHOPRA
 CONSULTANT PATHOLOGIST
 MBBS, MD (PATHOLOGY & MICROBIOLOGY)

[Signature]

DR.YUGAM CHOPRA
 CONSULTANT PATHOLOGIST
 MBBS, MD (PATHOLOGY)



Dr. Vinay Chopra
 MD (Pathology & Microbiology)
 Chairman & Consultant Pathologist


Dr. Yugam Chopra
 MD (Pathology)
 CEO & Consultant Pathologist

| | | | |
|-----------------------|--|--------------------------|------------------------|
| NAME | : Mr. SURINDER GUPTA | PATIENT ID | : 1613839 |
| AGE/ GENDER | : 71 YRS/MALE | REG. NO./LAB NO. | : 012409150010 |
| COLLECTED BY | : | REGISTRATION DATE | : 15/Sep/2024 08:23 AM |
| REFERRED BY | : | COLLECTION DATE | : 15/Sep/2024 11:07AM |
| BARCODE NO. | : 01516986 | REPORTING DATE | : 15/Sep/2024 10:38AM |
| CLIENT CODE. | : KOS DIAGNOSTIC LAB | | |
| CLIENT ADDRESS | : 6349/1, NICHOLSON ROAD, AMBALA CANTT | | |

| Test Name | Value | Unit | Biological Reference interval |
|--|--------|-------|--|
| LIPID PROFILE : BASIC | | | |
| CHOLESTEROL TOTAL: SERUM <i>by CHOLESTEROL OXIDASE PAP</i> | 153.52 | mg/dL | OPTIMAL: < 200.0 BORDERLINE HIGH: 200.0 - 239.0 HIGH CHOLESTEROL: > OR = 240.0 |
| TRIGLYCERIDES: SERUM <i>by GLYCEROL PHOSPHATE OXIDASE (ENZYMATIC)</i> | 92.67 | mg/dL | OPTIMAL: < 150.0 BORDERLINE HIGH: 150.0 - 199.0 HIGH: 200.0 - 499.0 VERY HIGH: > OR = 500.0 |
| HDL CHOLESTEROL (DIRECT): SERUM <i>by SELECTIVE INHIBITION</i> | 49.16 | mg/dL | LOW HDL: < 30.0 BORDERLINE HIGH HDL: 30.0 - 60.0 HIGH HDL: > OR = 60.0 |
| LDL CHOLESTEROL: SERUM <i>by CALCULATED, SPECTROPHOTOMETRY</i> | 85.83 | mg/dL | OPTIMAL: < 100.0 ABOVE OPTIMAL: 100.0 - 129.0 BORDERLINE HIGH: 130.0 - 159.0 HIGH: 160.0 - 189.0 VERY HIGH: > OR = 190.0 |
| NON HDL CHOLESTEROL: SERUM <i>by CALCULATED, SPECTROPHOTOMETRY</i> | 104.36 | mg/dL | OPTIMAL: < 130.0 ABOVE OPTIMAL: 130.0 - 159.0 BORDERLINE HIGH: 160.0 - 189.0 HIGH: 190.0 - 219.0 VERY HIGH: > OR = 220.0 |
| VLDL CHOLESTEROL: SERUM <i>by CALCULATED, SPECTROPHOTOMETRY</i> | 18.53 | mg/dL | 0.00 - 45.00 |
| TOTAL LIPIDS: SERUM <i>by CALCULATED, SPECTROPHOTOMETRY</i> | 399.71 | mg/dL | 350.00 - 700.00 |
| CHOLESTEROL/HDL RATIO: SERUM <i>by CALCULATED, SPECTROPHOTOMETRY</i> | 3.12 | RATIO | LOW RISK: 3.30 - 4.40 AVERAGE RISK: 4.50 - 7.0 MODERATE RISK: 7.10 - 11.0 HIGH RISK: > 11.0 |
| LDL/HDL RATIO: SERUM <i>by CALCULATED, SPECTROPHOTOMETRY</i> | 1.75 | RATIO | LOW RISK: 0.50 - 3.0 MODERATE RISK: 3.10 - 6.0 HIGH RISK: > 6.0 |




DR. VINAY CHOPRA
 CONSULTANT PATHOLOGIST
 MBBS, MD (PATHOLOGY & MICROBIOLOGY)


DR. YUGAM CHOPRA
 CONSULTANT PATHOLOGIST
 MBBS, MD (PATHOLOGY)



Dr. Vinay Chopra
 MD (Pathology & Microbiology)
 Chairman & Consultant Pathologist

Dr. Yugam Chopra
 MD (Pathology)
 CEO & Consultant Pathologist


| | | | |
|-----------------------|--|--------------------------|------------------------|
| NAME | : Mr. SURINDER GUPTA | PATIENT ID | : 1613839 |
| AGE/ GENDER | : 71 YRS/MALE | REG. NO./LAB NO. | : 012409150010 |
| COLLECTED BY | : | REGISTRATION DATE | : 15/Sep/2024 08:23 AM |
| REFERRED BY | : | COLLECTION DATE | : 15/Sep/2024 11:07AM |
| BARCODE NO. | : 01516986 | REPORTING DATE | : 15/Sep/2024 10:38AM |
| CLIENT CODE. | : KOS DIAGNOSTIC LAB | | |
| CLIENT ADDRESS | : 6349/1, NICHOLSON ROAD, AMBALA CANTT | | |

| Test Name | Value | Unit | Biological Reference interval |
|--|-------------------|-------|-------------------------------|
| TRIGLYCERIDES/HDL RATIO: SERUM by CALCULATED, SPECTROPHOTOMETRY | 1.89 ^L | RATIO | 3.00 - 5.00 |

INTERPRETATION:

- Measurements in the same patient can show physiological & analytical variations. Three serial samples 1 week apart are recommended for Total Cholesterol, Triglycerides, HDL & LDL Cholesterol.
- As per NLA-2014 guidelines, all adults above the age of 20 years should be screened for lipid status. Selective screening of children above the age of 2 years with a family history of premature cardiovascular disease or those with at least one parent with high total cholesterol is recommended.
- Low HDL levels are associated with increased risk for Atherosclerotic Cardiovascular disease (ASCVD) due to insufficient HDL being available to participate in reverse cholesterol transport, the process by which cholesterol is eliminated from peripheral tissues.
- NLA-2014 identifies Non HDL Cholesterol (an indicator of all atherogenic lipoproteins such as LDL, VLDL, IDL, Lp(a), Chylomicron remnants) along with LDL-cholesterol as co-primary target for cholesterol lowering therapy. Note that major risk factors can modify treatment goals for LDL & Non HDL.
- Additional testing for Apolipoprotein B, hsCRP, Lp(a) & LP-PLA2 should be considered among patients with moderate risk for ASCVD for risk refinement




DR. VINAY CHOPRA
 CONSULTANT PATHOLOGIST
 MBBS, MD (PATHOLOGY & MICROBIOLOGY)


DR. YUGAM CHOPRA
 CONSULTANT PATHOLOGIST
 MBBS, MD (PATHOLOGY)



Dr. Vinay Chopra
 MD (Pathology & Microbiology)
 Chairman & Consultant Pathologist

Dr. Yugam Chopra
 MD (Pathology)
 CEO & Consultant Pathologist

| | | | |
|-----------------------|--|--------------------------|------------------------|
| NAME | : Mr. SURINDER GUPTA | PATIENT ID | : 1613839 |
| AGE/ GENDER | : 71 YRS/MALE | REG. NO./LAB NO. | : 012409150010 |
| COLLECTED BY | : | REGISTRATION DATE | : 15/Sep/2024 08:23 AM |
| REFERRED BY | : | COLLECTION DATE | : 15/Sep/2024 11:07AM |
| BARCODE NO. | : 01516986 | REPORTING DATE | : 15/Sep/2024 10:38AM |
| CLIENT CODE. | : KOS DIAGNOSTIC LAB | | |
| CLIENT ADDRESS | : 6349/1, NICHOLSON ROAD, AMBALA CANTT | | |

| Test Name | Value | Unit | Biological Reference interval |
|-----------|-------|------|-------------------------------|
|-----------|-------|------|-------------------------------|

LIVER FUNCTION TEST (COMPLETE)

| | | | |
|--|-------------------------|--------------|---|
| BILIRUBIN TOTAL: SERUM <i>by DIAZOTIZATION, SPECTROPHOTOMETRY</i> | 0.53 | mg/dL | INFANT: 0.20 - 8.00 ADULT: 0.00 - 1.20 |
| BILIRUBIN DIRECT (CONJUGATED): SERUM <i>by DIAZO MODIFIED, SPECTROPHOTOMETRY</i> | 0.14 | mg/dL | 0.00 - 0.40 |
| BILIRUBIN INDIRECT (UNCONJUGATED): SERUM <i>by CALCULATED, SPECTROPHOTOMETRY</i> | 0.39 | mg/dL | 0.10 - 1.00 |
| SGOT/AST: SERUM <i>by IFCC, WITHOUT PYRIDOXAL PHOSPHATE</i> | 17.4 | U/L | 7.00 - 45.00 |
| SGPT/ALT: SERUM <i>by IFCC, WITHOUT PYRIDOXAL PHOSPHATE</i> | 16.2 | U/L | 0.00 - 49.00 |
| AST/ALT RATIO: SERUM <i>by CALCULATED, SPECTROPHOTOMETRY</i> | 1.07 | RATIO | 0.00 - 46.00 |
| ALKALINE PHOSPHATASE: SERUM <i>by PARA NITROPHENYL PHOSPHATASE BY AMINO METHYL PROPANOL</i> | 128.85 | U/L | 40.0 - 130.0 |
| GAMMA GLUTAMYL TRANSFERASE (GGT): SERUM <i>by SZASZ, SPECTROPHOTOMETRY</i> | 17.52 | U/L | 0.00 - 55.0 |
| TOTAL PROTEINS: SERUM <i>by BIURET, SPECTROPHOTOMETRY</i> | 7.09 | gm/dL | 6.20 - 8.00 |
| ALBUMIN: SERUM <i>by BROMOCRESOL GREEN</i> | 3.56 | gm/dL | 3.50 - 5.50 |
| GLOBULIN: SERUM <i>by CALCULATED, SPECTROPHOTOMETRY</i> | 3.53^H | gm/dL | 2.30 - 3.50 |
| A : G RATIO: SERUM <i>by CALCULATED, SPECTROPHOTOMETRY</i> | 1.01 | RATIO | 1.00 - 2.00 |

INTERPRETATION

NOTE:- To be correlated in individuals having SGOT and SGPT values higher than Normal Reference Range.

USE:- Differential diagnosis of diseases of hepatobiliary system and pancreas.

INCREASED:

| | |
|--|----------------------------|
| DRUG HEPATOTOXICITY | > 2 |
| ALCOHOLIC HEPATITIS | > 2 (Highly Suggestive) |
| CIRRHOSIS | 1.4 - 2.0 |
| INTRAHEPATIC CHOLESTATIS | > 1.5 |
| HEPATOCELLULAR CARCINOMA & CHRONIC HEPATITIS | > 1.3 (Slightly Increased) |




 DR. VINAY CHOPRA
 CONSULTANT PATHOLOGIST
 MBBS, MD (PATHOLOGY & MICROBIOLOGY)


 DR. YUGAM CHOPRA
 CONSULTANT PATHOLOGIST
 MBBS, MD (PATHOLOGY)



Dr. Vinay Chopra
 MD (Pathology & Microbiology)
 Chairman & Consultant Pathologist

Dr. Yugam Chopra
 MD (Pathology)
 CEO & Consultant Pathologist

| | | | |
|-----------------------|--|--------------------------|------------------------|
| NAME | : Mr. SURINDER GUPTA | PATIENT ID | : 1613839 |
| AGE/ GENDER | : 71 YRS/MALE | REG. NO./LAB NO. | : 012409150010 |
| COLLECTED BY | : | REGISTRATION DATE | : 15/Sep/2024 08:23 AM |
| REFERRED BY | : | COLLECTION DATE | : 15/Sep/2024 11:07AM |
| BARCODE NO. | : 01516986 | REPORTING DATE | : 15/Sep/2024 10:38AM |
| CLIENT CODE. | : KOS DIAGNOSTIC LAB | | |
| CLIENT ADDRESS | : 6349/1, NICHOLSON ROAD, AMBALA CANTT | | |

| Test Name | Value | Unit | Biological Reference interval |
|-----------|-------|------|-------------------------------|
|-----------|-------|------|-------------------------------|

DECREASED:

1. Acute Hepatitis due to virus, drugs, toxins (with AST increased 3 to 10 times upper limit of normal)
2. Extra Hepatic cholestasis: 0.8 (normal or slightly decreased).

PROGNOSTIC SIGNIFICANCE:

| | |
|----------------------|-----------|
| NORMAL | < 0.65 |
| GOOD PROGNOSTIC SIGN | 0.3 - 0.6 |
| POOR PROGNOSTIC SIGN | 1.2 - 1.6 |




DR. VINAY CHOPRA
 CONSULTANT PATHOLOGIST
 MBBS, MD (PATHOLOGY & MICROBIOLOGY)


DR. YUGAM CHOPRA
 CONSULTANT PATHOLOGIST
 MBBS, MD (PATHOLOGY)



Dr. Vinay Chopra
 MD (Pathology & Microbiology)
 Chairman & Consultant Pathologist

Dr. Yugam Chopra
 MD (Pathology)
 CEO & Consultant Pathologist

| | | | |
|-----------------------|--|--------------------------|------------------------|
| NAME | : Mr. SURINDER GUPTA | PATIENT ID | : 1613839 |
| AGE/ GENDER | : 71 YRS/MALE | REG. NO./LAB NO. | : 012409150010 |
| COLLECTED BY | : | REGISTRATION DATE | : 15/Sep/2024 08:23 AM |
| REFERRED BY | : | COLLECTION DATE | : 15/Sep/2024 11:07AM |
| BARCODE NO. | : 01516986 | REPORTING DATE | : 15/Sep/2024 10:38AM |
| CLIENT CODE. | : KOS DIAGNOSTIC LAB | | |
| CLIENT ADDRESS | : 6349/1, NICHOLSON ROAD, AMBALA CANTT | | |

| Test Name | Value | Unit | Biological Reference interval |
|-----------|-------|------|-------------------------------|
|-----------|-------|------|-------------------------------|

KIDNEY FUNCTION TEST (COMPLETE)

| | | | |
|--|-------|-------|---------------|
| UREA: SERUM <i>by UREASE - GLUTAMATE DEHYDROGENASE (GLDH)</i> | 34.61 | mg/dL | 10.00 - 50.00 |
| CREATININE: SERUM <i>by ENZYMATIC, SPECTROPHOTOMETRY</i> | 1.12 | mg/dL | 0.40 - 1.40 |
| BLOOD UREA NITROGEN (BUN): SERUM <i>by CALCULATED, SPECTROPHOTOMETRY</i> | 16.17 | mg/dL | 7.0 - 25.0 |
| BLOOD UREA NITROGEN (BUN)/CREATININE RATIO: SERUM <i>by CALCULATED, SPECTROPHOTOMETRY</i> | 14.44 | RATIO | 10.0 - 20.0 |
| UREA/CREATININE RATIO: SERUM <i>by CALCULATED, SPECTROPHOTOMETRY</i> | 30.9 | RATIO | |
| URIC ACID: SERUM <i>by URICASE - OXIDASE PEROXIDASE</i> | 7.15 | mg/dL | 3.60 - 7.70 |
| CALCIUM: SERUM <i>by ARSENAZO III, SPECTROPHOTOMETRY</i> | 9.94 | mg/dL | 8.50 - 10.60 |
| PHOSPHOROUS: SERUM <i>by PHOSPHOMOLYBDATE, SPECTROPHOTOMETRY</i> | 3.14 | mg/dL | 2.30 - 4.70 |

ELECTROLYTES

| | | | |
|---|-------|--------|---------------|
| SODIUM: SERUM <i>by ISE (ION SELECTIVE ELECTRODE)</i> | 143.2 | mmol/L | 135.0 - 150.0 |
| POTASSIUM: SERUM <i>by ISE (ION SELECTIVE ELECTRODE)</i> | 4.11 | mmol/L | 3.50 - 5.00 |
| CHLORIDE: SERUM <i>by ISE (ION SELECTIVE ELECTRODE)</i> | 107.4 | mmol/L | 90.0 - 110.0 |

ESTIMATED GLOMERULAR FILTRATION RATE

| | |
|--|------|
| ESTIMATED GLOMERULAR FILTRATION RATE (eGFR): SERUM <i>by CALCULATED</i> | 70.2 |
|--|------|

INTERPRETATION:

To differentiate between pre- and post renal azotemia.

INCREASED RATIO (>20:1) WITH NORMAL CREATININE:

1. Prerenal azotemia (BUN rises without increase in creatinine) e.g. heart failure, salt depletion, dehydration, blood loss) due to decreased glomerular filtration rate.
2. Catabolic states with increased tissue breakdown.




 DR. VINAY CHOPRA

CONSULTANT PATHOLOGIST
 MBBS, MD (PATHOLOGY & MICROBIOLOGY)


 DR. YUGAM CHOPRA

CONSULTANT PATHOLOGIST
 MBBS, MD (PATHOLOGY)



Dr. Vinay Chopra
 MD (Pathology & Microbiology)
 Chairman & Consultant Pathologist

Dr. Yugam Chopra
 MD (Pathology)
 CEO & Consultant Pathologist

| | | | |
|-----------------------|--|--------------------------|------------------------|
| NAME | : Mr. SURINDER GUPTA | PATIENT ID | : 1613839 |
| AGE/ GENDER | : 71 YRS/MALE | REG. NO./LAB NO. | : 012409150010 |
| COLLECTED BY | : | REGISTRATION DATE | : 15/Sep/2024 08:23 AM |
| REFERRED BY | : | COLLECTION DATE | : 15/Sep/2024 11:07AM |
| BARCODE NO. | : 01516986 | REPORTING DATE | : 15/Sep/2024 10:38AM |
| CLIENT CODE. | : KOS DIAGNOSTIC LAB | | |
| CLIENT ADDRESS | : 6349/1, NICHOLSON ROAD, AMBALA CANTT | | |

| Test Name | Value | Unit | Biological Reference interval |
|-----------|-------|------|-------------------------------|
|-----------|-------|------|-------------------------------|

3. GI haemorrhage.
4. High protein intake.
5. Impaired renal function plus
6. Excess protein intake or production or tissue breakdown (e.g. infection, GI bleeding, thyrotoxicosis, Cushing's syndrome, high protein diet, burns, surgery, cachexia, high fever).
7. Urine reabsorption (e.g. ureter colostomy)
8. Reduced muscle mass (subnormal creatinine production)
9. Certain drugs (e.g. tetracycline, glucocorticoids)

INCREASED RATIO (>20:1) WITH ELEVATED CREATININE LEVELS:

1. Postrenal azotemia (BUN rises disproportionately more than creatinine) (e.g. obstructive uropathy).
2. Prerenal azotemia superimposed on renal disease.

DECREASED RATIO (<10:1) WITH DECREASED BUN :

1. Acute tubular necrosis.
2. Low protein diet and starvation.
3. Severe liver disease.
4. Other causes of decreased urea synthesis.
5. Repeated dialysis (urea rather than creatinine diffuses out of extracellular fluid).
6. Inherited hyperammonemias (urea is virtually absent in blood).
7. SIADH (syndrome of inappropriate antidiuretic hormone) due to tubular secretion of urea.
8. Pregnancy.

DECREASED RATIO (<10:1) WITH INCREASED CREATININE:

1. Phenacimide therapy (accelerates conversion of creatine to creatinine).
2. Rhabdomyolysis (releases muscle creatinine).
3. Muscular patients who develop renal failure.


INAPPROPRIATE RATIO:

1. Diabetic ketoacidosis (acetoacetate causes false increase in creatinine with certain methodologies, resulting in normal ratio when dehydration should produce an increased BUN/creatinine ratio).
2. Cephalosporin therapy (interferes with creatinine measurement).

ESTIMATED GLOMERULAR FILTRATION RATE:

| CKD STAGE | DESCRIPTION | GFR (mL/min/1.73m ²) | ASSOCIATED FINDINGS |
|-----------|---------------------------------------|-----------------------------------|--|
| G1 | Normal kidney function | >90 | No proteinuria |
| G2 | Kidney damage with normal or high GFR | >90 | Presence of Protein , Albumin or cast in urine |
| G3a | Mild decrease in GFR | 60 -89 | |
| G3b | Moderate decrease in GFR | 30-59 | |
| G4 | Severe decrease in GFR | 15-29 | |
| G5 | Kidney failure | <15 | |




DR.VINAY CHOPRA
 CONSULTANT PATHOLOGIST
 MBBS, MD (PATHOLOGY & MICROBIOLOGY)


DR.YUGAM CHOPRA
 CONSULTANT PATHOLOGIST
 MBBS, MD (PATHOLOGY)



Dr. Vinay Chopra
 MD (Pathology & Microbiology)
 Chairman & Consultant Pathologist

Dr. Yugam Chopra
 MD (Pathology)
 CEO & Consultant Pathologist

| | | | |
|-----------------------|--|--------------------------|------------------------|
| NAME | : Mr. SURINDER GUPTA | PATIENT ID | : 1613839 |
| AGE/ GENDER | : 71 YRS/MALE | REG. NO./LAB NO. | : 012409150010 |
| COLLECTED BY | : | REGISTRATION DATE | : 15/Sep/2024 08:23 AM |
| REFERRED BY | : | COLLECTION DATE | : 15/Sep/2024 11:07AM |
| BARCODE NO. | : 01516986 | REPORTING DATE | : 15/Sep/2024 10:38AM |
| CLIENT CODE. | : KOS DIAGNOSTIC LAB | | |
| CLIENT ADDRESS | : 6349/1, NICHOLSON ROAD, AMBALA CANTT | | |

| Test Name | Value | Unit | Biological Reference interval |
|-----------|-------|------|-------------------------------|
|-----------|-------|------|-------------------------------|

COMMENTS:

1. Estimated Glomerular filtration rate (eGFR) is the sum of filtration rates in all functioning nephrons and so an estimation of the GFR provides a measure of functioning nephrons of the kidney.
2. eGFR calculated using the 2009 CKD-EPI creatinine equation and GFR category reported as per KDIGO guideline 2012
3. In patients, with eGFR creatinine between 45-59 ml/min/1.73 m² (G3) and without any marker of Kidney damage, It is recommended to measure eGFR with Cystatin C for confirmation of CKD
4. eGFR category G1 OR G2 does not fulfill the criteria for CKD, in the absence of evidence of Kidney Damage
5. In a suspected case of Acute Kidney Injury (AKI), measurement of eGFR should be done after 48-96 hours of any Intervention or procedure
6. eGFR calculated by Serum Creatinine may be less accurate due to certain factors like Race, Muscle Mass, Diet, Certain Drugs. In such cases, eGFR should be calculated using Serum Cystatin C
7. **A decrease in eGFR implies either progressive renal disease, or a reversible process causing decreased nephron function (eg, severe dehydration).**

ADVICE:

KDIGO guideline, 2012 recommends Chronic Kidney Disease (CKD) should be classified based on cause, eGFR category and Albuminuria (ACR) category. GFR & ACR category combined together reflect risk of progression and helps Clinician to identify the individual who are progressing at more rapid rate than anticipated




 DR.VINAY CHOPRA
 CONSULTANT PATHOLOGIST
 MBBS, MD (PATHOLOGY & MICROBIOLOGY)


 DR.YUGAM CHOPRA
 CONSULTANT PATHOLOGIST
 MBBS, MD (PATHOLOGY)



Dr. Vinay Chopra
 MD (Pathology & Microbiology)
 Chairman & Consultant Pathologist

Dr. Yugam Chopra
 MD (Pathology)
 CEO & Consultant Pathologist

| | | | |
|-----------------------|--|--------------------------|------------------------|
| NAME | : Mr. SURINDER GUPTA | PATIENT ID | : 1613839 |
| AGE/ GENDER | : 71 YRS/MALE | REG. NO./LAB NO. | : 012409150010 |
| COLLECTED BY | : | REGISTRATION DATE | : 15/Sep/2024 08:23 AM |
| REFERRED BY | : | COLLECTION DATE | : 15/Sep/2024 11:07AM |
| BARCODE NO. | : 01516986 | REPORTING DATE | : 15/Sep/2024 09:43AM |
| CLIENT CODE. | : KOS DIAGNOSTIC LAB | | |
| CLIENT ADDRESS | : 6349/1, NICHOLSON ROAD, AMBALA CANTT | | |

| Test Name | Value | Unit | Biological Reference interval |
|-----------|-------|------|-------------------------------|
|-----------|-------|------|-------------------------------|

CLINICAL PATHOLOGY

URINE ROUTINE & MICROSCOPIC EXAMINATION

PHYSICAL EXAMINATION


| | | | |
|--|--------------|----|---------------|
| QUANTITY RECIEVED | 10 | ml | |
| by DIP STICK/REFLECTANCE SPECTROPHOTOMETRY | | | |
| COLOUR | AMBER YELLOW | | PALE YELLOW |
| by DIP STICK/REFLECTANCE SPECTROPHOTOMETRY | | | |
| TRANSPARANCY | CLEAR | | CLEAR |
| by DIP STICK/REFLECTANCE SPECTROPHOTOMETRY | | | |
| SPECIFIC GRAVITY | 1.01 | | 1.002 - 1.030 |
| by DIP STICK/REFLECTANCE SPECTROPHOTOMETRY | | | |


CHEMICAL EXAMINATION

| | | | |
|---|----------------|-------|----------------|
| REACTION | ACIDIC | | |
| by DIP STICK/REFLECTANCE SPECTROPHOTOMETRY | | | |
| PROTEIN | Negative | | NEGATIVE (-ve) |
| by DIP STICK/REFLECTANCE SPECTROPHOTOMETRY | | | |
| SUGAR | Negative | | NEGATIVE (-ve) |
| by DIP STICK/REFLECTANCE SPECTROPHOTOMETRY | | | |
| pH | 5.5 | | 5.0 - 7.5 |
| by DIP STICK/REFLECTANCE SPECTROPHOTOMETRY | | | |
| BILIRUBIN | Negative | | NEGATIVE (-ve) |
| by DIP STICK/REFLECTANCE SPECTROPHOTOMETRY | | | |
| NITRITE | Negative | | NEGATIVE (-ve) |
| by DIP STICK/REFLECTANCE SPECTROPHOTOMETRY. | | | |
| UROBILINOGEN | Normal | EU/dL | 0.2 - 1.0 |
| by DIP STICK/REFLECTANCE SPECTROPHOTOMETRY | | | |
| KETONE BODIES | Negative | | NEGATIVE (-ve) |
| by DIP STICK/REFLECTANCE SPECTROPHOTOMETRY | | | |
| BLOOD | Negative | | NEGATIVE (-ve) |
| by DIP STICK/REFLECTANCE SPECTROPHOTOMETRY | | | |
| ASCORBIC ACID | NEGATIVE (-ve) | | NEGATIVE (-ve) |
| by DIP STICK/REFLECTANCE SPECTROPHOTOMETRY | | | |

MICROSCOPIC EXAMINATION




 DR.VINAY CHOPRA
 CONSULTANT PATHOLOGIST
 MBBS, MD (PATHOLOGY & MICROBIOLOGY)


 DR.YUGAM CHOPRA
 CONSULTANT PATHOLOGIST
 MBBS, MD (PATHOLOGY)



Dr. Vinay Chopra
 MD (Pathology & Microbiology)
 Chairman & Consultant Pathologist

Dr. Yugam Chopra
 MD (Pathology)
 CEO & Consultant Pathologist


| | | | |
|-----------------------|--|--------------------------|------------------------|
| NAME | : Mr. SURINDER GUPTA | PATIENT ID | : 1613839 |
| AGE/ GENDER | : 71 YRS/MALE | REG. NO./LAB NO. | : 012409150010 |
| COLLECTED BY | : | REGISTRATION DATE | : 15/Sep/2024 08:23 AM |
| REFERRED BY | : | COLLECTION DATE | : 15/Sep/2024 11:07AM |
| BARCODE NO. | : 01516986 | REPORTING DATE | : 15/Sep/2024 09:43AM |
| CLIENT CODE. | : KOS DIAGNOSTIC LAB | | |
| CLIENT ADDRESS | : 6349/1, NICHOLSON ROAD, AMBALA CANTT | | |

| Test Name | Value | Unit | Biological Reference interval |
|--|----------------|------|-------------------------------|
| RED BLOOD CELLS (RBCs) <i>by MICROSCOPY ON CENTRIFUGED URINARY SEDIMENT</i> | NEGATIVE (-ve) | /HPF | 0 - 3 |
| PUS CELLS <i>by MICROSCOPY ON CENTRIFUGED URINARY SEDIMENT</i> | 3-4 | /HPF | 0 - 5 |
| EPITHELIAL CELLS <i>by MICROSCOPY ON CENTRIFUGED URINARY SEDIMENT</i> | 1-2 | /HPF | ABSENT |
| CRYSTALS <i>by MICROSCOPY ON CENTRIFUGED URINARY SEDIMENT</i> | NEGATIVE (-ve) | | NEGATIVE (-ve) |
| CASTS <i>by MICROSCOPY ON CENTRIFUGED URINARY SEDIMENT</i> | NEGATIVE (-ve) | | NEGATIVE (-ve) |
| BACTERIA <i>by MICROSCOPY ON CENTRIFUGED URINARY SEDIMENT</i> | NEGATIVE (-ve) | | NEGATIVE (-ve) |
| OTHERS <i>by MICROSCOPY ON CENTRIFUGED URINARY SEDIMENT</i> | NEGATIVE (-ve) | | NEGATIVE (-ve) |
| TRICHOMONAS VAGINALIS (PROTOZOA) <i>by MICROSCOPY ON CENTRIFUGED URINARY SEDIMENT</i> | ABSENT | | ABSENT |

*** End Of Report ***




 DR.VINAY CHOPRA
 CONSULTANT PATHOLOGIST
 MBBS, MD (PATHOLOGY & MICROBIOLOGY)


 DR.YUGAM CHOPRA
 CONSULTANT PATHOLOGIST
 MBBS, MD (PATHOLOGY)

