

Dr. Vinay Chopra
MD (Pathology & Microbiology)
Chairman & Consultant Pathologist

Dr. Yugam Chopra
MD (Pathology)
CEO & Consultant Pathologist

NAME : Mrs. JANAK AGGARWAL
AGE/ GENDER : 82 YRS/FEMALE
COLLECTED BY : SURJESH
REFERRED BY :
BARCODE NO. : 01517199
CLIENT CODE. : KOS DIAGNOSTIC LAB
CLIENT ADDRESS : 6349/1, NICHOLSON ROAD, AMBALA CANTT

PATIENT ID : 1616995
REG. NO./LAB NO. : 012409180040
REGISTRATION DATE : 18/Sep/2024 12:03 PM
COLLECTION DATE : 18/Sep/2024 12:30PM
REPORTING DATE : 18/Sep/2024 02:23PM

Test Name	Value	Unit	Biological Reference interval
-----------	-------	------	-------------------------------

CLINICAL PATHOLOGY

URINE ROUTINE & MICROSCOPIC EXAMINATION

PHYSICAL EXAMINATION

QUANTITY RECIEVED	10	ml	
COLOUR	AMBER YELLOW		PALE YELLOW
TRANSPARANCY	HAZY		CLEAR
SPECIFIC GRAVITY	1.01		1.002 - 1.030

CHEMICAL EXAMINATION

REACTION	ACIDIC		
PROTEIN	Negative		NEGATIVE (-ve)
SUGAR	2+		NEGATIVE (-ve)
pH	<=5.0		5.0 - 7.5
BILIRUBIN	Negative		NEGATIVE (-ve)
NITRITE	Negative		NEGATIVE (-ve)
UROBILINOGEN	Normal	EU/dL	0.2 - 1.0
KETONE BODIES	Negative		NEGATIVE (-ve)
BLOOD	Negative		NEGATIVE (-ve)
ASCORBIC ACID	NEGATIVE (-ve)		NEGATIVE (-ve)

MICROSCOPIC EXAMINATION



DR.VINAY CHOPRA
CONSULTANT PATHOLOGIST
MBBS, MD (PATHOLOGY & MICROBIOLOGY)

DR.YUGAM CHOPRA
CONSULTANT PATHOLOGIST
MBBS, MD (PATHOLOGY)



Dr. Vinay Chopra
 MD (Pathology & Microbiology)
 Chairman & Consultant Pathologist

Dr. Yugam Chopra
 MD (Pathology)
 CEO & Consultant Pathologist

NAME	: Mrs. JANAK AGGARWAL	PATIENT ID	: 1616995
AGE/ GENDER	: 82 YRS/FEMALE	REG. NO./LAB NO.	: 012409180040
COLLECTED BY	: SURJESH	REGISTRATION DATE	: 18/Sep/2024 12:03 PM
REFERRED BY	:	COLLECTION DATE	: 18/Sep/2024 12:30PM
BARCODE NO.	: 01517199	REPORTING DATE	: 18/Sep/2024 02:23PM
CLIENT CODE.	: KOS DIAGNOSTIC LAB		
CLIENT ADDRESS	: 6349/1, NICHOLSON ROAD, AMBALA CANTT		

Test Name	Value	Unit	Biological Reference interval
RED BLOOD CELLS (RBCs) <i>by MICROSCOPY ON CENTRIFUGED URINARY SEDIMENT</i>	NEGATIVE (-ve)	/HPF	0 - 3
PUS CELLS <i>by MICROSCOPY ON CENTRIFUGED URINARY SEDIMENT</i>	15-20	/HPF	0 - 5
EPITHELIAL CELLS <i>by MICROSCOPY ON CENTRIFUGED URINARY SEDIMENT</i>	2-4	/HPF	ABSENT
CRYSTALS <i>by MICROSCOPY ON CENTRIFUGED URINARY SEDIMENT</i>	NEGATIVE (-ve)		NEGATIVE (-ve)
CASTS <i>by MICROSCOPY ON CENTRIFUGED URINARY SEDIMENT</i>	NEGATIVE (-ve)		NEGATIVE (-ve)
BACTERIA <i>by MICROSCOPY ON CENTRIFUGED URINARY SEDIMENT</i>	NEGATIVE (-ve)		NEGATIVE (-ve)
OTHERS <i>by MICROSCOPY ON CENTRIFUGED URINARY SEDIMENT</i>	NEGATIVE (-ve)		NEGATIVE (-ve)
TRICHOMONAS VAGINALIS (PROTOZOA) <i>by MICROSCOPY ON CENTRIFUGED URINARY SEDIMENT</i>	ABSENT		ABSENT




 DR.VINAY CHOPRA
 CONSULTANT PATHOLOGIST
 MBBS, MD (PATHOLOGY & MICROBIOLOGY)


 DR.YUGAM CHOPRA
 CONSULTANT PATHOLOGIST
 MBBS, MD (PATHOLOGY)



Dr. Vinay Chopra
 MD (Pathology & Microbiology)
 Chairman & Consultant Pathologist

Dr. Yugam Chopra
 MD (Pathology)
 CEO & Consultant Pathologist

NAME	: Mrs. JANAK AGGARWAL	PATIENT ID	: 1616995
AGE/ GENDER	: 82 YRS/FEMALE	REG. NO./LAB NO.	: 012409180040
COLLECTED BY	: SURJESH	REGISTRATION DATE	: 18/Sep/2024 12:03 PM
REFERRED BY	:	COLLECTION DATE	: 18/Sep/2024 12:30PM
BARCODE NO.	: 01517199	REPORTING DATE	: 20/Sep/2024 05:45PM
CLIENT CODE.	: KOS DIAGNOSTIC LAB		
CLIENT ADDRESS	: 6349/1, NICHOLSON ROAD, AMBALA CANTT		

Test Name	Value	Unit	Biological Reference interval
-----------	-------	------	-------------------------------

MICROBIOLOGY

CULTURE AEROBIC BACTERIA AND ANTIBIOTIC SENSITIVITY: URINE

CULTURE AND SUSCEPTIBILITY: URINE

DATE OF SAMPLE 18-09-2024
 SPECIMEN SOURCE URINE
 INCUBATION PERIOD 48 HOURS
by AUTOMATED BROTH CULTURE

GRAM STAIN
by MICROSCOPY

GRAM NEGATIVE (-ve)

CULTURE
by AUTOMATED BROTH CULTURE
 ORGANISM
by AUTOMATED BROTH CULTURE

POSITIVE (+ve)

ESCHERICHIA COLI (E.COLI)

AEROBIC SUSCEPTIBILITY: URINE

AMOXICILLIN+CLAVULANIC ACID
by AUTOMATED BROTH MICRODILUTION, CLSI
 Concentration: 8/4 µg/mL

INTERMEDIATE

AMPICILLIN
by AUTOMATED BROTH MICRODILUTION, CLSI
 Concentration: 8 µg/mL

RESISTANT

AMPICILLIN+SULBACTAM
by AUTOMATED BROTH MICRODILUTION, CLSI
 Concentration: 8/4 µg/mL

SENSITIVE

CHLORAMPHENICOL
by AUTOMATED BROTH MICRODILUTION, CLSI
 Concentration: 8 µg/mL

INTERMEDIATE


CIPROFLOXACIN
by AUTOMATED BROTH MICRODILUTION, CLSI
 Concentration: 1 µg/mL


RESISTANT

DOXYCYCLINE

SENSITIVE




 DR.VINAY CHOPRA
 CONSULTANT PATHOLOGIST
 MBBS, MD (PATHOLOGY & MICROBIOLOGY)


 DR.YUGAM CHOPRA
 CONSULTANT PATHOLOGIST
 MBBS, MD (PATHOLOGY)



Dr. Vinay Chopra
 MD (Pathology & Microbiology)
 Chairman & Consultant Pathologist


Dr. Yugam Chopra
 MD (Pathology)
 CEO & Consultant Pathologist

NAME	: Mrs. JANAK AGGARWAL	PATIENT ID	: 1616995
AGE/ GENDER	: 82 YRS/FEMALE	REG. NO./LAB NO.	: 012409180040
COLLECTED BY	: SURJESH	REGISTRATION DATE	: 18/Sep/2024 12:03 PM
REFERRED BY	:	COLLECTION DATE	: 18/Sep/2024 12:30PM
BARCODE NO.	: 01517199	REPORTING DATE	: 20/Sep/2024 05:45PM
CLIENT CODE.	: KOS DIAGNOSTIC LAB		
CLIENT ADDRESS	: 6349/1, NICHOLSON ROAD, AMBALA CANTT		

Test Name	Value	Unit	Biological Reference interval
by AUTOMATED BROTH MICRODILUTION, CLSI Concentration: 4 µg/mL			
NALIDIXIC ACID <i>by AUTOMATED BROTH MICRODILUTION, CLSI</i> Concentration: 16 µg/mL	RESISTANT		
GENTAMICIN <i>by AUTOMATED BROTH MICRODILUTION, CLSI</i> Concentration: 16 µg/mL	INTERMEDIATE		
NITROFURATOIN <i>by AUTOMATED BROTH MICRODILUTION, CLSI</i> Concentration: 16 µg/mL	RESISTANT		
NORFLOXACIN <i>by AUTOMATED BROTH MICRODILUTION, CLSI</i> Concentration: 4 µg/mL	RESISTANT		
MINOCYCLINE <i>by AUTOMATED BROTH MICRODILUTION, CLSI</i> Concentration: 4 µg/mL	SENSITIVE		
TOBRAMYCIN <i>by AUTOMATED BROTH MICRODILUTION, CLSI</i> Concentration: 4 µg/mL	SENSITIVE		
AMIKACIN <i>by AUTOMATED BROTH MICRODILUTION, CLSI</i> Concentration: 16 µg/mL	SENSITIVE		
AZETREONAM <i>by AUTOMATED BROTH MICRODILUTION, CLSI</i> Concentration: 4 µg/mL	SENSITIVE		
CEFAZOLIN <i>by AUTOMATED BROTH MICRODILUTION, CLSI</i> Concentration: 16 µg/mL	RESISTANT		




 DR.VINAY CHOPRA
 CONSULTANT PATHOLOGIST
 MBBS, MD (PATHOLOGY & MICROBIOLOGY)


 DR.YUGAM CHOPRA
 CONSULTANT PATHOLOGIST
 MBBS, MD (PATHOLOGY)



Dr. Vinay Chopra
 MD (Pathology & Microbiology)
 Chairman & Consultant Pathologist

Dr. Yugam Chopra
 MD (Pathology)
 CEO & Consultant Pathologist

NAME	: Mrs. JANAK AGGARWAL	PATIENT ID	: 1616995
AGE/ GENDER	: 82 YRS/FEMALE	REG. NO./LAB NO.	: 012409180040
COLLECTED BY	: SURJESH	REGISTRATION DATE	: 18/Sep/2024 12:03 PM
REFERRED BY	:	COLLECTION DATE	: 18/Sep/2024 12:30PM
BARCODE NO.	: 01517199	REPORTING DATE	: 20/Sep/2024 05:45PM
CLIENT CODE.	: KOS DIAGNOSTIC LAB		
CLIENT ADDRESS	: 6349/1, NICHOLSON ROAD, AMBALA CANTT		

Test Name	Value	Unit	Biological Reference interval
CEFTAZIDIME <i>by AUTOMATED BROTH MICRODILUTION, CLSI</i> Concentration: 4 µg/mL	SENSITIVE		
CEFTRIAXONE <i>by AUTOMATED BROTH MICRODILUTION, CLSI</i>	RESISTANT		
CEFUROXIME (II) <i>by AUTOMATED BROTH MICRODILUTION, CLSI</i>	RESISTANT		
CEPHALOTHIN <i>by AUTOMATED BROTH MICRODILUTION, CLSI</i>	RESISTANT		
FOSFOMYCIN <i>by AUTOMATED BROTH MICRODILUTION, CLSI</i> Concentration: 64 µg/mL	SENSITIVE		
LEVOFLOXACIN <i>by AUTOMATED BROTH MICRODILUTION, CLSI</i> Concentration: 2 µg/mL	RESISTANT		
NETLIMICIN SULPHATE <i>by AUTOMATED BROTH MICRODILUTION, CLSI</i> Concentration: 8 µg/mL	SENSITIVE		
PIPERACILLIN+TAZOBACTAM <i>by AUTOMATED BROTH MICRODILUTION, CLSI</i> Concentration: 16/4 µg/mL	SENSITIVE		
TICARCILLIN+CLAVULANIC ACID <i>by AUTOMATED BROTH MICRODILUTION, CLSI</i> Concentration: 16/2 µg/mL	SENSITIVE		
TRIMETHOPRIM+SULPHAMETHAZOLE <i>by AUTOMATED BROTH MICRODILUTION, CLSI</i> Concentration: 2/38 µg/mL	SENSITIVE		
CEFIPIME <i>by AUTOMATED BROTH MICRODILUTION, CLSI</i> Concentration: 2 µg/mL	RESISTANT		




 DR.VINAY CHOPRA
 CONSULTANT PATHOLOGIST
 MBBS, MD (PATHOLOGY & MICROBIOLOGY)


 DR.YUGAM CHOPRA
 CONSULTANT PATHOLOGIST
 MBBS, MD (PATHOLOGY)



Dr. Vinay Chopra
 MD (Pathology & Microbiology)
 Chairman & Consultant Pathologist

Dr. Yugam Chopra
 MD (Pathology)
 CEO & Consultant Pathologist

NAME	: Mrs. JANAK AGGARWAL	PATIENT ID	: 1616995
AGE/ GENDER	: 82 YRS/FEMALE	REG. NO./LAB NO.	: 012409180040
COLLECTED BY	: SURJESH	REGISTRATION DATE	: 18/Sep/2024 12:03 PM
REFERRED BY	:	COLLECTION DATE	: 18/Sep/2024 12:30PM
BARCODE NO.	: 01517199	REPORTING DATE	: 20/Sep/2024 05:45PM
CLIENT CODE.	: KOS DIAGNOSTIC LAB		
CLIENT ADDRESS	: 6349/1, NICHOLSON ROAD, AMBALA CANTT		

Test Name	Value	Unit	Biological Reference interval
DORIPENEM <i>by AUTOMATED BROTH MICRODILUTION, CLSI</i> Concentration: 1 µg/mL	SENSITIVE		
IMIPINEM <i>by AUTOMATED BROTH MICRODILUTION, CLSI</i> Concentration: 1 µg/mL	INTERMEDIATE		
MEROPENEM <i>by AUTOMATED BROTH MICRODILUTION, CLSI</i> Concentration: 1 µg/mL	SENSITIVE		
COLISTIN <i>by AUTOMATED BROTH MICRODILUTION, CLSI</i> Concentration: 0.06 µg/mL	SENSITIVE		

INTERPRETATION:

1. In urine culture and sensitivity, presence of more than 100,000 organism per mL in midstream sample of urine is considered clinically significant. However in symptomatic patients, a smaller number of bacteria (100 to 10000/mL) may signify infection.

2. Colony count of 100 to 10000/ mL indicate infection, if isolate from specimen obtained by suprapubic aspiration or "in-and-out" catheterization or from patients with indwelling catheters.

SUSCEPTIBILITY:

1. A test interpreted as **SENSITIVE** implies that infection due to isolate may be appropriately treated with the dosage of an antimicrobial agent recommended for that type of infection and infecting species, unless otherwise indicated..

2. A test interpreted as **INTERMEDIATE** implies that the "infection due to the isolate may be appropriately treated in body sites where the drugs are physiologically concentrated or when a high dosage of drug can be used".

3. A test interpreted as **RESISTANT** implies that the "isolates are not inhibited by the usually achievable concentration of the agents with normal dosage, schedule and/or fall in the range where specific microbial resistance mechanism are likely (e.g. beta-lactamases), and clinical efficacy has not been reliable in treatment studies.

CAUTION:

Conditions which can cause a false Negative culture:

1. Patient is on antibiotics. Please repeat culture post therapy.
2. Anaerobic bacterial infection.
3. Fastidious aerobic bacteria which are not able to grow on routine culture media.
4. Besides all these factors, at least in 25-40 % of cases there is no direct correlation between in vivo clinical picture.
5. Renal tuberculosis to be confirmed by AFB studies.

*** End Of Report ***




 DR. VINAY CHOPRA

CONSULTANT PATHOLOGIST
 MBBS, MD (PATHOLOGY & MICROBIOLOGY)


 DR. YUGAM CHOPRA

CONSULTANT PATHOLOGIST
 MBBS, MD (PATHOLOGY)

