

Dr. Vinay Chopra  
 MD (Pathology & Microbiology)  
 Chairman & Consultant Pathologist

Dr. Yugam Chopra  
 MD (Pathology)  
 CEO & Consultant Pathologist


<b>NAME</b>	: Mrs. AMANDEEP KAUR	<b>PATIENT ID</b>	: 1623673
<b>AGE/ GENDER</b>	: 28 YRS/FEMALE	<b>REG. NO./LAB NO.</b>	: 012409240049
<b>COLLECTED BY</b>	:	<b>REGISTRATION DATE</b>	: 24/Sep/2024 01:05 PM
<b>REFERRED BY</b>	: LOOMBA HOSPITAL (AMBALA CANTT)	<b>COLLECTION DATE</b>	: 24/Sep/2024 01:06PM
<b>BARCODE NO.</b>	: 01517628	<b>REPORTING DATE</b>	: 25/Sep/2024 04:40PM
<b>CLIENT CODE.</b>	: KOS DIAGNOSTIC LAB		
<b>CLIENT ADDRESS</b>	: 6349/1, NICHOLSON ROAD, AMBALA CANTT		


## CYTOLOGY

### PAP SMEAR BY LIQUID BASED CYTOLOGY

<b>TEST NAME:</b>	<b>PAP SMEAR BY LIQUID BASED CYTOLOGY</b>
<b>SPECIMEN:</b>	<b>CERVICAL/VAGINAL CYTOLOGY (THIN PREPARATION)</b>
<b>CLINICAL HISTORY (IF ANY):-</b>	
<b>MICROSCOPIC EXAMINATION:</b>	<b>BY BETHESDA SYSTEM TERMINOLOGY, 2001</b>
<b>(A) Statement of adequacy:</b>	Adequate
<b>(B) Microscopy:</b>	Smear show intermediate & superficial squamous cells.Occasionally cells with perinuclear halo seen.Many inflammatory cells in the background present.
<b>(C)Organism(If any):</b>	NIL
<b>(D)Endocervical cells:</b>	NIL
<b>(E)Koilocytotic cells:</b>	
<b>(F)Dysplastic cells:</b>	
<b>(G)Malignant cells:</b>	
<b>GENERAL CATEGORIZATION:</b>	
<b>IMPRESSION:</b>	Negative for intra-epithelial lesion or malignancy. Inflammatory smear.
<b>ADVISED:</b>	



  
 DR.VINAY CHOPRA  
 CONSULTANT PATHOLOGIST  
 MBBS, MD (PATHOLOGY & MICROBIOLOGY)

  
 DR.YUGAM CHOPRA  
 CONSULTANT PATHOLOGIST  
 MBBS, MD (PATHOLOGY)



Dr. Vinay Chopra  
 MD (Pathology & Microbiology)  
 Chairman & Consultant Pathologist

Dr. Yugam Chopra  
 MD (Pathology)  
 CEO & Consultant Pathologist


<b>NAME</b>	: Mrs. AMANDEEP KAUR	<b>PATIENT ID</b>	: 1623673
<b>AGE/ GENDER</b>	: 28 YRS/FEMALE	<b>REG. NO./LAB NO.</b>	: <b>012409240049</b>
<b>COLLECTED BY</b>	:	<b>REGISTRATION DATE</b>	: 24/Sep/2024 01:05 PM
<b>REFERRED BY</b>	: LOOMBA HOSPITAL (AMBALA CANTT)	<b>COLLECTION DATE</b>	: 24/Sep/2024 01:06PM
<b>BARCODE NO.</b>	: 01517628	<b>REPORTING DATE</b>	: 25/Sep/2024 04:40PM
<b>CLIENT CODE.</b>	: KOS DIAGNOSTIC LAB		
<b>CLIENT ADDRESS</b>	: 6349/1, NICHOLSON ROAD, AMBALA CANTT		

**DISCLAIMER :** Gynecological cytology is a screening procedure subjected to both false positive and false negative results. It is most reliable when satisfactory sample is obtained on a regular and repetitive basis. Results must be interpreted in context of the history of the patient and current clinical information.

\*\*\* End Of Report \*\*\*



  
 DR.VINAY CHOPRA  
 CONSULTANT PATHOLOGIST  
 MBBS, MD (PATHOLOGY & MICROBIOLOGY)

  
 DR.YUGAM CHOPRA  
 CONSULTANT PATHOLOGIST  
 MBBS, MD (PATHOLOGY)

