

**Dr. Vinay Chopra**  
 MD (Pathology & Microbiology)  
 Chairman & Consultant Pathologist

**Dr. Yugam Chopra**  
 MD (Pathology)  
 CEO & Consultant Pathologist

<b>NAME</b>	: Mrs. POOJA	<b>PATIENT ID</b>	: 1626988
<b>AGE/ GENDER</b>	: 43 YRS/FEMALE	<b>REG. NO./LAB NO.</b>	: 012409270052
<b>COLLECTED BY</b>	:	<b>REGISTRATION DATE</b>	: 27/Sep/2024 01:32 PM
<b>REFERRED BY</b>	: LOOMBA HOSPITAL (AMBALA CANTT)	<b>COLLECTION DATE</b>	: 27/Sep/2024 01:34PM
<b>BARCODE NO.</b>	: 01517828	<b>REPORTING DATE</b>	: 27/Sep/2024 02:05PM
<b>CLIENT CODE.</b>	: KOS DIAGNOSTIC LAB		
<b>CLIENT ADDRESS</b>	: 6349/1, NICHOLSON ROAD, AMBALA CANTT		

Test Name	Value	Unit	Biological Reference interval
-----------	-------	------	-------------------------------

## HAEMATOLOGY

### HAEMOGLOBIN (HB)

**HAEMOGLOBIN (HB)**  
 by CALORIMETRIC

10<sup>L</sup>

gm/dL

12.0 - 16.0

#### INTERPRETATION:-

Hemoglobin is the protein molecule in red blood cells that carries oxygen from the lungs to the body's tissues and returns carbon dioxide from the tissues back to the lungs.

A low hemoglobin level is referred to as ANEMIA or low red blood count.

#### ANEMIA ( DECREASED HAEMOGLOBIN):


- 1) Loss of blood (traumatic injury, surgery, bleeding, colon cancer or stomach ulcer)
- 2) Nutritional deficiency (iron, vitamin B12, folate)
- 3) Bone marrow problems (replacement of bone marrow by cancer)
- 4) Suppression by red blood cell synthesis by chemotherapy drugs
- 5) Kidney failure
- 6) Abnormal hemoglobin structure (sickle cell anemia or thalassemia).


#### POLYCYTHEMIA (INCREASED HAEMOGLOBIN):

- 1) People in higher altitudes (Physiological)
- 2) Smoking (Secondary Polycythemia)
- 3) Dehydration produces a falsely rise in hemoglobin due to increased haemoconcentration
- 4) Advanced lung disease (for example, emphysema)
- 5) Certain tumors
- 6) A disorder of the bone marrow known as polycythemia rubra vera,
- 7) Abuse of the drug erythropoietin (Epogen) by athletes for blood doping purposes (increasing the amount of oxygen available to the body by chemically raising the production of red blood cells).

**NOTE: TEST CONDUCTED ON EDTA WHOLE BLOOD**



  
**DR.VINAY CHOPRA**  
 CONSULTANT PATHOLOGIST  
 MBBS, MD (PATHOLOGY & MICROBIOLOGY)

  
**DR.YUGAM CHOPRA**  
 CONSULTANT PATHOLOGIST  
 MBBS, MD (PATHOLOGY)



Dr. Vinay Chopra  
MD (Pathology & Microbiology)  
Chairman & Consultant Pathologist

Dr. Yugam Chopra  
MD (Pathology)  
CEO & Consultant Pathologist

NAME : Mrs. POOJA  
AGE/ GENDER : 43 YRS/FEMALE  
COLLECTED BY :  
REFERRED BY : LOOMBA HOSPITAL (AMBALA CANTT)  
BARCODE NO. : 01517828  
CLIENT CODE. : KOS DIAGNOSTIC LAB  
CLIENT ADDRESS : 6349/1, NICHOLSON ROAD, AMBALA CANTT

PATIENT ID : 1626988  
REG. NO./LAB NO. : 012409270052  
REGISTRATION DATE : 27/Sep/2024 01:32 PM  
COLLECTION DATE : 27/Sep/2024 01:34PM  
REPORTING DATE : 27/Sep/2024 03:09PM

Test Name	Value	Unit	Biological Reference interval
-----------	-------	------	-------------------------------

## CLINICAL CHEMISTRY/BIOCHEMISTRY

### GLUCOSE RANDOM (R)

GLUCOSE RANDOM (R): PLASMA by GLUCOSE OXIDASE - PEROXIDASE (GOD-POD)	117.75	mg/dL	NORMAL: < 140.00 PREDIABETIC: 140.0 - 200.0 DIABETIC: > OR = 200.0
-------------------------------------------------------------------------	--------	-------	--------------------------------------------------------------------------

#### INTERPRETATION

##### IN ACCORDANCE WITH AMERICAN DIABETES ASSOCIATION GUIDELINES:

1. A random plasma glucose level below 140 mg/dl is considered normal.
2. A random glucose level between 140 - 200 mg/dl is considered as glucose intolerant or prediabetic. A fasting and post-prandial blood test (after consumption of 75 gms of glucose) is recommended for all such patients.
3. A random glucose level of above 200 mg/dl is highly suggestive of diabetic state. A repeat post-prandial is strongly recommended for all such patients. A fasting plasma glucose level in excess of 125 mg/dl on both occasions is confirmatory for diabetic state.



DR. VINAY CHOPRA  
CONSULTANT PATHOLOGIST  
MBBS, MD (PATHOLOGY & MICROBIOLOGY)

DR. YUGAM CHOPRA  
CONSULTANT PATHOLOGIST  
MBBS, MD (PATHOLOGY)



**Dr. Vinay Chopra**  
 MD (Pathology & Microbiology)  
 Chairman & Consultant Pathologist

**Dr. Yugam Chopra**  
 MD (Pathology)  
 CEO & Consultant Pathologist

<b>NAME</b>	: Mrs. POOJA	<b>PATIENT ID</b>	: 1626988
<b>AGE/ GENDER</b>	: 43 YRS/FEMALE	<b>REG. NO./LAB NO.</b>	: 012409270052
<b>COLLECTED BY</b>	:	<b>REGISTRATION DATE</b>	: 27/Sep/2024 01:32 PM
<b>REFERRED BY</b>	: LOOMBA HOSPITAL (AMBALA CANTT)	<b>COLLECTION DATE</b>	: 27/Sep/2024 01:34PM
<b>BARCODE NO.</b>	: 01517828	<b>REPORTING DATE</b>	: 27/Sep/2024 03:09PM
<b>CLIENT CODE.</b>	: KOS DIAGNOSTIC LAB		
<b>CLIENT ADDRESS</b>	: 6349/1, NICHOLSON ROAD, AMBALA CANTT		

Test Name	Value	Unit	Biological Reference interval
-----------	-------	------	-------------------------------

## ENDOCRINOLOGY

### THYROID STIMULATING HORMONE (TSH)

THYROID STIMULATING HORMONE (TSH): SERUM 1.251  $\mu$ IU/mL 0.35 - 5.50

by CMIA (CHEMILUMINESCENT MICROPARTICLE IMMUNOASSAY)

3rd GENERATION, ULTRASENSITIVE

#### INTERPRETATION:

AGE	REFERENCE RANGE ( $\mu$ IU/mL)
0 – 5 DAYS	0.70 – 15.20
6 Days – 2 Months	0.70 – 11.00
3 – 11 Months	0.70 – 8.40
1 – 5 Years	0.70 – 7.00
6 – 10 Years	0.60 – 5.50
11 - 15	0.50 – 5.50
> 20 Years (Adults)	0.27 – 5.50
<b>PREGNANCY</b>	
1st Trimester	0.10 - 3.00
2nd Trimester	0.20 - 3.00
3rd Trimester	0.30 - 4.10

**NOTE:- TSH levels are subjected to circadian variation, reaching peak levels between 2-4 a.m and at a minimum between 6-10 pm. The variation is of the order of 50 %. Hence time of the day has influence on the measured serum TSH concentration.**

**USE:-** TSH controls biosynthesis and release of thyroid hormones T4 & T3. It is a sensitive measure of thyroid function, especially useful in early or subclinical hypothyroidism, before the patient develops any clinical findings or goitre or any other thyroid function abnormality.

#### INCREASED LEVELS:

- 1.Primary or untreated hypothyroidism, may vary from 3 times to more than 100 times normal depending on degree of hypofunction.
- 2.Hypothyroid patients receiving insufficient thyroid replacement therapy.
- 3.Hashimotos thyroiditis.
- 4.DRUGS: Amphetamines, Iodine containing agents and dopamine antagonist.
- 5.Neonatal period, increase in 1st 2-3 days of life due to post-natal surge.

#### DECREASED LEVELS:

- 1.Toxic multi-nodular goitre & Thyroiditis.
- 2.Over replacement of thyroid hormone in treatment of hypothyroidism.
- 3.Autonomously functioning Thyroid adenoma
- 4.Secondary pituitary or hypothalamic hypothyroidism
- 5.Acute psychiatric illness
- 6.Severe dehydration.





**DR.VINAY CHOPRA**  
 CONSULTANT PATHOLOGIST  
 MBBS, MD (PATHOLOGY & MICROBIOLOGY)



**DR.YUGAM CHOPRA**  
 CONSULTANT PATHOLOGIST  
 MBBS, MD (PATHOLOGY)



**Dr. Vinay Chopra**  
 MD (Pathology & Microbiology)  
 Chairman & Consultant Pathologist

**Dr. Yugam Chopra**  
 MD (Pathology)  
 CEO & Consultant Pathologist

<b>NAME</b>	: Mrs. POOJA	<b>PATIENT ID</b>	: 1626988
<b>AGE/ GENDER</b>	: 43 YRS/FEMALE	<b>REG. NO./LAB NO.</b>	: 012409270052
<b>COLLECTED BY</b>	:	<b>REGISTRATION DATE</b>	: 27/Sep/2024 01:32 PM
<b>REFERRED BY</b>	: LOOMBA HOSPITAL (AMBALA CANTT)	<b>COLLECTION DATE</b>	: 27/Sep/2024 01:34PM
<b>BARCODE NO.</b>	: 01517828	<b>REPORTING DATE</b>	: 27/Sep/2024 03:09PM
<b>CLIENT CODE.</b>	: KOS DIAGNOSTIC LAB		
<b>CLIENT ADDRESS</b>	: 6349/1, NICHOLSON ROAD, AMBALA CANTT		

Test Name	Value	Unit	Biological Reference interval
-----------	-------	------	-------------------------------


7.DRUGS: Glucocorticoids, Dopamine, Levodopa, T4 replacement therapy, Anti-thyroid drugs for thyrotoxicosis.


8.Pregnancy: 1st and 2nd Trimester

**LIMITATIONS:**

- 1.TSH may be normal in central hypothyroidism, recent rapid correction of hyperthyroidism or hypothyroidism, pregnancy, phenytoin therapy.
- 2.Autoimmune disorders may produce spurious results.



  
**DR.VINAY CHOPRA**  
 CONSULTANT PATHOLOGIST  
 MBBS, MD (PATHOLOGY & MICROBIOLOGY)

  
**DR.YUGAM CHOPRA**  
 CONSULTANT PATHOLOGIST  
 MBBS, MD (PATHOLOGY)



**Dr. Vinay Chopra**  
 MD (Pathology & Microbiology)  
 Chairman & Consultant Pathologist

**Dr. Yugam Chopra**  
 MD (Pathology)  
 CEO & Consultant Pathologist

<b>NAME</b>	: Mrs. POOJA	<b>PATIENT ID</b>	: 1626988
<b>AGE/ GENDER</b>	: 43 YRS/FEMALE	<b>REG. NO./LAB NO.</b>	: 012409270052
<b>COLLECTED BY</b>	:	<b>REGISTRATION DATE</b>	: 27/Sep/2024 01:32 PM
<b>REFERRED BY</b>	: LOOMBA HOSPITAL (AMBALA CANTT)	<b>COLLECTION DATE</b>	: 27/Sep/2024 01:34PM
<b>BARCODE NO.</b>	: 01517828	<b>REPORTING DATE</b>	: 27/Sep/2024 03:12PM
<b>CLIENT CODE.</b>	: KOS DIAGNOSTIC LAB		
<b>CLIENT ADDRESS</b>	: 6349/1, NICHOLSON ROAD, AMBALA CANTT		

Test Name	Value	Unit	Biological Reference interval
-----------	-------	------	-------------------------------

## CLINICAL PATHOLOGY

### URINE ROUTINE & MICROSCOPIC EXAMINATION

#### PHYSICAL EXAMINATION


QUANTITY RECIEVED	10	ml	
by DIP STICK/REFLECTANCE SPECTROPHOTOMETRY			
COLOUR	AMBER YELLOW		PALE YELLOW
by DIP STICK/REFLECTANCE SPECTROPHOTOMETRY			
TRANSPARANCY	CLEAR		CLEAR
by DIP STICK/REFLECTANCE SPECTROPHOTOMETRY			
SPECIFIC GRAVITY	1.01		1.002 - 1.030
by DIP STICK/REFLECTANCE SPECTROPHOTOMETRY			


#### CHEMICAL EXAMINATION

REACTION	ACIDIC		
by DIP STICK/REFLECTANCE SPECTROPHOTOMETRY			
PROTEIN	Negative		NEGATIVE (-ve)
by DIP STICK/REFLECTANCE SPECTROPHOTOMETRY			
SUGAR	Negative		NEGATIVE (-ve)
by DIP STICK/REFLECTANCE SPECTROPHOTOMETRY			
pH	<=5.0		5.0 - 7.5
by DIP STICK/REFLECTANCE SPECTROPHOTOMETRY			
BILIRUBIN	Negative		NEGATIVE (-ve)
by DIP STICK/REFLECTANCE SPECTROPHOTOMETRY			
NITRITE	Negative		NEGATIVE (-ve)
by DIP STICK/REFLECTANCE SPECTROPHOTOMETRY.			
UROBILINOGEN	Normal	EU/dL	0.2 - 1.0
by DIP STICK/REFLECTANCE SPECTROPHOTOMETRY			
KETONE BODIES	Negative		NEGATIVE (-ve)
by DIP STICK/REFLECTANCE SPECTROPHOTOMETRY			
BLOOD	Negative		NEGATIVE (-ve)
by DIP STICK/REFLECTANCE SPECTROPHOTOMETRY			
ASCORBIC ACID	NEGATIVE (-ve)		NEGATIVE (-ve)
by DIP STICK/REFLECTANCE SPECTROPHOTOMETRY			

#### MICROSCOPIC EXAMINATION



  
**DR.VINAY CHOPRA**  
 CONSULTANT PATHOLOGIST  
 MBBS, MD (PATHOLOGY & MICROBIOLOGY)

  
**DR.YUGAM CHOPRA**  
 CONSULTANT PATHOLOGIST  
 MBBS, MD (PATHOLOGY)



**Dr. Vinay Chopra**  
 MD (Pathology & Microbiology)  
 Chairman & Consultant Pathologist


**Dr. Yugam Chopra**  
 MD (Pathology)  
 CEO & Consultant Pathologist


<b>NAME</b>	: Mrs. POOJA	<b>PATIENT ID</b>	: 1626988
<b>AGE/ GENDER</b>	: 43 YRS/FEMALE	<b>REG. NO./LAB NO.</b>	: 012409270052
<b>COLLECTED BY</b>	:	<b>REGISTRATION DATE</b>	: 27/Sep/2024 01:32 PM
<b>REFERRED BY</b>	: LOOMBA HOSPITAL (AMBALA CANTT)	<b>COLLECTION DATE</b>	: 27/Sep/2024 01:34PM
<b>BARCODE NO.</b>	: 01517828	<b>REPORTING DATE</b>	: 27/Sep/2024 03:12PM
<b>CLIENT CODE.</b>	: KOS DIAGNOSTIC LAB		
<b>CLIENT ADDRESS</b>	: 6349/1, NICHOLSON ROAD, AMBALA CANTT		

Test Name	Value	Unit	Biological Reference interval
RED BLOOD CELLS (RBCs) <i>by MICROSCOPY ON CENTRIFUGED URINARY SEDIMENT</i>	NEGATIVE (-ve)	/HPF	0 - 3
PUS CELLS <i>by MICROSCOPY ON CENTRIFUGED URINARY SEDIMENT</i>	1-3	/HPF	0 - 5
EPITHELIAL CELLS <i>by MICROSCOPY ON CENTRIFUGED URINARY SEDIMENT</i>	2-4	/HPF	ABSENT
CRYSTALS <i>by MICROSCOPY ON CENTRIFUGED URINARY SEDIMENT</i>	NEGATIVE (-ve)		NEGATIVE (-ve)
CASTS <i>by MICROSCOPY ON CENTRIFUGED URINARY SEDIMENT</i>	NEGATIVE (-ve)		NEGATIVE (-ve)
BACTERIA <i>by MICROSCOPY ON CENTRIFUGED URINARY SEDIMENT</i>	NEGATIVE (-ve)		NEGATIVE (-ve)
OTHERS <i>by MICROSCOPY ON CENTRIFUGED URINARY SEDIMENT</i>	NEGATIVE (-ve)		NEGATIVE (-ve)
TRICHOMONAS VAGINALIS (PROTOZOA) <i>by MICROSCOPY ON CENTRIFUGED URINARY SEDIMENT</i>	ABSENT		ABSENT

\*\*\* End Of Report \*\*\*



  
 DR.VINAY CHOPRA  
 CONSULTANT PATHOLOGIST  
 MBBS, MD (PATHOLOGY & MICROBIOLOGY)

  
 DR.YUGAM CHOPRA  
 CONSULTANT PATHOLOGIST  
 MBBS, MD (PATHOLOGY)

