

Dr. Vinay Chopra
 MD (Pathology & Microbiology)
 Chairman & Consultant Pathologist

Dr. Yugam Chopra
 MD (Pathology)
 CEO & Consultant Pathologist

NAME	: Mr. SANTOSH KUMAR	PATIENT ID	: 1063790
AGE/ GENDER	: 39 YRS/MALE	REG. NO./LAB NO.	: 012409280044
COLLECTED BY	:	REGISTRATION DATE	: 28/Sep/2024 01:55 PM
REFERRED BY	:	COLLECTION DATE	: 28/Sep/2024 01:56PM
BARCODE NO.	: 01517888	REPORTING DATE	: 28/Sep/2024 03:05PM
CLIENT CODE.	: KOS DIAGNOSTIC LAB		
CLIENT ADDRESS	: 6349/1, NICHOLSON ROAD, AMBALA CANTT		

Test Name	Value	Unit	Biological Reference interval
-----------	-------	------	-------------------------------

HAEMATOTOLOGY

PROTHROMBIN TIME STUDIES (PT/INR)

PT TEST (PATIENT) by PHOTO OPTICAL CLOT DETECTION	20.2 ^H	SECS	11.5 - 14.5
PT (CONTROL) by PHOTO OPTICAL CLOT DETECTION	12	SECS	
ISI by PHOTO OPTICAL CLOT DETECTION	1.1		
INTERNATIONAL NORMALISED RATIO (INR) by PHOTO OPTICAL CLOT DETECTION	1.77 ^H		0.80 - 1.20
PT INDEX by PHOTO OPTICAL CLOT DETECTION	59.41	%	

ADVICE **KINDLY CORRELATE CLINICALLY**


INTERPRETATION:-


1. INR is the parameter of choice in monitoring adequacy of oral anti-coagulant therapy. Appropriate therapeutic range varies with the disease and treatment intensity.
2. Prolonged INR suggests potential bleeding disorder /bleeding complications
3. Results should be clinically correlated.
4. Test conducted on Citrated Plasma

RECOMMENDED THERAPEUTIC RANGE FOR ORAL ANTI-COAGULANT THERAPY (INR)

INDICATION	INTERNATIONAL NORMALIZED RATIO (INR)
Treatment of venous thrombosis	2.0 - 3.0
Treatment of pulmonary embolism	
Prevention of systemic embolism in tissue heart valves	
Valvular heart disease	
Acute myocardial infarction	
Atrial fibrillation	
Bileaflet mechanical valve in aortic position	
Recurrent embolism	2.5 - 3.5
Mechanical heart valve	




DR. VINAY CHOPRA
 CONSULTANT PATHOLOGIST
 MBBS, MD (PATHOLOGY & MICROBIOLOGY)


DR. YUGAM CHOPRA
 CONSULTANT PATHOLOGIST
 MBBS, MD (PATHOLOGY)



Dr. Vinay Chopra
 MD (Pathology & Microbiology)
 Chairman & Consultant Pathologist

Dr. Yugam Chopra
 MD (Pathology)
 CEO & Consultant Pathologist

NAME	: Mr. SANTOSH KUMAR	PATIENT ID	: 1063790
AGE/ GENDER	: 39 YRS/MALE	REG. NO./LAB NO.	: 012409280044
COLLECTED BY	:	REGISTRATION DATE	: 28/Sep/2024 01:55 PM
REFERRED BY	:	COLLECTION DATE	: 28/Sep/2024 01:56PM
BARCODE NO.	: 01517888	REPORTING DATE	: 28/Sep/2024 03:05PM
CLIENT CODE.	: KOS DIAGNOSTIC LAB		
CLIENT ADDRESS	: 6349/1, NICHOLSON ROAD, AMBALA CANTT		

Test Name	Value	Unit	Biological Reference interval
-----------	-------	------	-------------------------------

Antiphospholipid antibodies ⁺			
--	--	--	--

COMMENTS:


The prothrombin time (PT) and its derived measures of prothrombin ratio (PR) and international normalized ratio (INR) are measures of the efficacy of the extrinsic pathway of coagulation. PT test reflects the adequacy of factors I (fibrinogen), II (prothrombin), V, VII, and X. It is used in conjunction with the activated partial thromboplastin time (aPTT) which measures the intrinsic pathway.


The common causes of prolonged prothrombin time are :

- 1.Oral Anticoagulant therapy.
- 2.Liver disease.
- 3.Vit K. deficiency.
- 4.Disseminated intra vascular coagulation.
- 5.Factor 5, 7 , 10 or Prothrombin deficiency

RECHECKED.




DR.VINAY CHOPRA
 CONSULTANT PATHOLOGIST
 MBBS, MD (PATHOLOGY & MICROBIOLOGY)


DR.YUGAM CHOPRA
 CONSULTANT PATHOLOGIST
 MBBS , MD (PATHOLOGY)



Dr. Vinay Chopra
MD (Pathology & Microbiology)
Chairman & Consultant Pathologist

Dr. Yugam Chopra
MD (Pathology)
CEO & Consultant Pathologist

NAME : Mr. SANTOSH KUMAR
AGE/ GENDER : 39 YRS/MALE
COLLECTED BY :
REFERRED BY :
BARCODE NO. : 01517888
CLIENT CODE. : KOS DIAGNOSTIC LAB
CLIENT ADDRESS : 6349/1, NICHOLSON ROAD, AMBALA CANTT

PATIENT ID : 1063790
REG. NO./LAB NO. : 012409280044
REGISTRATION DATE : 28/Sep/2024 01:55 PM
COLLECTION DATE : 28/Sep/2024 01:56PM
REPORTING DATE : 28/Sep/2024 03:44PM

Test Name	Value	Unit	Biological Reference interval
-----------	-------	------	-------------------------------

CLINICAL CHEMISTRY/BIOCHEMISTRY

GLUCOSE RANDOM (R)

GLUCOSE RANDOM (R): PLASMA
by GLUCOSE OXIDASE - PEROXIDASE (GOD-POD)

381.62^H

mg/dL

NORMAL: < 140.00
PREDIABETIC: 140.0 - 200.0
DIABETIC: > OR = 200.0

INTERPRETATION

IN ACCORDANCE WITH AMERICAN DIABETES ASSOCIATION GUIDELINES:

1. A random plasma glucose level below 140 mg/dl is considered normal.
2. A random glucose level between 140 - 200 mg/dl is considered as glucose intolerant or prediabetic. A fasting and post-prandial blood test (after consumption of 75 gms of glucose) is recommended for all such patients.
3. A random glucose level of above 200 mg/dl is highly suggestive of diabetic state. A repeat post-prandial is strongly recommended for all such patients. A fasting plasma glucose level in excess of 125 mg/dl on both occasions is confirmatory for diabetic state.

*** End Of Report ***



DR. VINAY CHOPRA
CONSULTANT PATHOLOGIST
MBBS, MD (PATHOLOGY & MICROBIOLOGY)

DR. YUGAM CHOPRA
CONSULTANT PATHOLOGIST
MBBS, MD (PATHOLOGY)

