

Dr. Vinay Chopra
MD (Pathology & Microbiology)
Chairman & Consultant Pathologist

Dr. Yugam Chopra
MD (Pathology)
CEO & Consultant Pathologist

NAME : Mr. RANJIT SINGH
AGE/ GENDER : 75 YRS/MALE
COLLECTED BY :
REFERRED BY :
BARCODE NO. : 01518536
CLIENT CODE. : KOS DIAGNOSTIC LAB
CLIENT ADDRESS : 6349/1, NICHOLSON ROAD, AMBALA CANTT

PATIENT ID : 1637812
REG. NO./LAB NO. : 012410080028
REGISTRATION DATE : 08/Oct/2024 12:15 PM
COLLECTION DATE : 08/Oct/2024 12:33PM
REPORTING DATE : 08/Oct/2024 03:39PM

Test Name	Value	Unit	Biological Reference interval
-----------	-------	------	-------------------------------

CLINICAL CHEMISTRY/BIOCHEMISTRY

UREA

UREA: SERUM by UREASE - GLUTAMATE DEHYDROGENASE (GLDH)	66.65 ^H	mg/dL	10.00 - 50.00
---	--------------------	-------	---------------



DR.VINAY CHOPRA
CONSULTANT PATHOLOGIST
MBBS, MD (PATHOLOGY & MICROBIOLOGY)

DR.YUGAM CHOPRA
CONSULTANT PATHOLOGIST
MBBS, MD (PATHOLOGY)



Dr. Vinay Chopra
MD (Pathology & Microbiology)
Chairman & Consultant Pathologist

Dr. Yugam Chopra
MD (Pathology)
CEO & Consultant Pathologist

NAME : Mr. RANJIT SINGH
AGE/ GENDER : 75 YRS/MALE
COLLECTED BY :
REFERRED BY :
BARCODE NO. : 01518536
CLIENT CODE. : KOS DIAGNOSTIC LAB
CLIENT ADDRESS : 6349/1, NICHOLSON ROAD, AMBALA CANTT

PATIENT ID : 1637812
REG. NO./LAB NO. : 012410080028
REGISTRATION DATE : 08/Oct/2024 12:15 PM
COLLECTION DATE : 08/Oct/2024 12:33PM
REPORTING DATE : 08/Oct/2024 03:39PM

Test Name	Value	Unit	Biological Reference interval
-----------	-------	------	-------------------------------

CREATININE

CREATININE: SERUM
by ENZYMATIC, SPECTROPHOTOMETRY

2.22^H

mg/dL

0.40 - 1.40



DR.VINAY CHOPRA
CONSULTANT PATHOLOGIST
MBBS, MD (PATHOLOGY & MICROBIOLOGY)

DR.YUGAM CHOPRA
CONSULTANT PATHOLOGIST
MBBS, MD (PATHOLOGY)



Dr. Vinay Chopra
 MD (Pathology & Microbiology)
 Chairman & Consultant Pathologist

Dr. Yugam Chopra
 MD (Pathology)
 CEO & Consultant Pathologist

NAME	: Mr. RANJIT SINGH	PATIENT ID	: 1637812
AGE/ GENDER	: 75 YRS/MALE	REG. NO./LAB NO.	: 012410080028
COLLECTED BY	:	REGISTRATION DATE	: 08/Oct/2024 12:15 PM
REFERRED BY	:	COLLECTION DATE	: 08/Oct/2024 12:33PM
BARCODE NO.	: 01518536	REPORTING DATE	: 08/Oct/2024 01:20PM
CLIENT CODE.	: KOS DIAGNOSTIC LAB		
CLIENT ADDRESS	: 6349/1, NICHOLSON ROAD, AMBALA CANTT		

Test Name	Value	Unit	Biological Reference interval
-----------	-------	------	-------------------------------

ELECTROLYTES COMPLETE PROFILE

SODIUM: SERUM <i>by ISE (ION SELECTIVE ELECTRODE)</i>	139.8	mmol/L	135.0 - 150.0
POTASSIUM: SERUM <i>by ISE (ION SELECTIVE ELECTRODE)</i>	4.73	mmol/L	3.50 - 5.00
CHLORIDE: SERUM <i>by ISE (ION SELECTIVE ELECTRODE)</i>	104.85	mmol/L	90.0 - 110.0

INTERPRETATION:-

SODIUM:-

Sodium is the major cation of extra-cellular fluid. Its primary function in the body is to chemically maintain osmotic pressure & acid base balance & to transmit nerve impulse.

HYPONATREMIA (LOW SODIUM LEVEL) CAUSES:-

1. Low sodium intake.
2. Sodium loss due to diarrhea & vomiting with adequate water and inadequate salt replacement.
3. Diuretics abuses.
4. Salt loosing nephropathy.
5. Metabolic acidosis.
6. Adrenocortical insufficiency .
7. Hepatic failure.

HYPERNATREMIA (INCREASED SODIUM LEVEL) CAUSES:-

1. Hyperapnea (Prolonged)
2. Diabetes insipidus
3. Diabetic acidosis
4. Cushing's syndrome
5. Dehydration

POTASSIUM:-

Potassium is the major cation in the intracellular fluid. 90% of potassium is concentrated within the cells. When cells are damaged, potassium is released in the blood.

HYPOKALEMIA (LOW POTASSIUM LEVELS):-

1. Diarrhoea, vomiting & malabsorption.
2. Severe Burns.
3. Increased Secretions of Aldosterone

HYPERKALEMIA (INCREASED POTASSIUM LEVELS):-

1. Oliguria
2. Renal failure or Shock
3. Respiratory acidosis



[Signature]

DR. VINAY CHOPRA
 CONSULTANT PATHOLOGIST
 MBBS, MD (PATHOLOGY & MICROBIOLOGY)

[Signature]

DR. YUGAM CHOPRA
 CONSULTANT PATHOLOGIST
 MBBS, MD (PATHOLOGY)



Dr. Vinay Chopra
 MD (Pathology & Microbiology)
 Chairman & Consultant Pathologist


Dr. Yugam Chopra
 MD (Pathology)
 CEO & Consultant Pathologist


NAME	: Mr. RANJIT SINGH	PATIENT ID	: 1637812
AGE/ GENDER	: 75 YRS/MALE	REG. NO./LAB NO.	: 012410080028
COLLECTED BY	:	REGISTRATION DATE	: 08/Oct/2024 12:15 PM
REFERRED BY	:	COLLECTION DATE	: 08/Oct/2024 12:33PM
BARCODE NO.	: 01518536	REPORTING DATE	: 08/Oct/2024 01:20PM
CLIENT CODE.	: KOS DIAGNOSTIC LAB		
CLIENT ADDRESS	: 6349/1, NICHOLSON ROAD, AMBALA CANTT		

Test Name	Value	Unit	Biological Reference interval
-----------	-------	------	-------------------------------

4.Hemolysis of blood




DR.VINAY CHOPRA
 CONSULTANT PATHOLOGIST
 MBBS, MD (PATHOLOGY & MICROBIOLOGY)


DR.YUGAM CHOPRA
 CONSULTANT PATHOLOGIST
 MBBS, MD (PATHOLOGY)



Dr. Vinay Chopra
 MD (Pathology & Microbiology)
 Chairman & Consultant Pathologist

Dr. Yugam Chopra
 MD (Pathology)
 CEO & Consultant Pathologist

NAME	: Mr. RANJIT SINGH	PATIENT ID	: 1637812
AGE/ GENDER	: 75 YRS/MALE	REG. NO./LAB NO.	: 012410080028
COLLECTED BY	:	REGISTRATION DATE	: 08/Oct/2024 12:16 PM
REFERRED BY	:	COLLECTION DATE	: 08/Oct/2024 12:33PM
BARCODE NO.	: 01518536	REPORTING DATE	: 08/Oct/2024 04:34PM
CLIENT CODE.	: KOS DIAGNOSTIC LAB		
CLIENT ADDRESS	: 6349/1, NICHOLSON ROAD, AMBALA CANTT		

Test Name	Value	Unit	Biological Reference interval
-----------	-------	------	-------------------------------

CLINICAL PATHOLOGY

URINE ROUTINE & MICROSCOPIC EXAMINATION

PHYSICAL EXAMINATION


QUANTITY RECIEVED	10	ml	
by DIP STICK/REFLECTANCE SPECTROPHOTOMETRY			
COLOUR	AMBER YELLOW		PALE YELLOW
by DIP STICK/REFLECTANCE SPECTROPHOTOMETRY			
TRANSPARANCY	HAZY		CLEAR
by DIP STICK/REFLECTANCE SPECTROPHOTOMETRY			
SPECIFIC GRAVITY	1.01		1.002 - 1.030
by DIP STICK/REFLECTANCE SPECTROPHOTOMETRY			


CHEMICAL EXAMINATION

REACTION	NEUTRAL		
by DIP STICK/REFLECTANCE SPECTROPHOTOMETRY			
PROTEIN	1+		NEGATIVE (-ve)
by DIP STICK/REFLECTANCE SPECTROPHOTOMETRY			
SUGAR	2+		NEGATIVE (-ve)
by DIP STICK/REFLECTANCE SPECTROPHOTOMETRY			
pH	7		5.0 - 7.5
by DIP STICK/REFLECTANCE SPECTROPHOTOMETRY			
BILIRUBIN	Negative		NEGATIVE (-ve)
by DIP STICK/REFLECTANCE SPECTROPHOTOMETRY			
NITRITE	Negative		NEGATIVE (-ve)
by DIP STICK/REFLECTANCE SPECTROPHOTOMETRY.			
UROBILINOGEN	Normal	EU/dL	0.2 - 1.0
by DIP STICK/REFLECTANCE SPECTROPHOTOMETRY			
KETONE BODIES	Negative		NEGATIVE (-ve)
by DIP STICK/REFLECTANCE SPECTROPHOTOMETRY			
BLOOD	Negative		NEGATIVE (-ve)
by DIP STICK/REFLECTANCE SPECTROPHOTOMETRY			
ASCORBIC ACID	NEGATIVE (-ve)		NEGATIVE (-ve)
by DIP STICK/REFLECTANCE SPECTROPHOTOMETRY			

MICROSCOPIC EXAMINATION




DR. VINAY CHOPRA
 CONSULTANT PATHOLOGIST
 MBBS, MD (PATHOLOGY & MICROBIOLOGY)


DR. YUGAM CHOPRA
 CONSULTANT PATHOLOGIST
 MBBS, MD (PATHOLOGY)



Dr. Vinay Chopra
 MD (Pathology & Microbiology)
 Chairman & Consultant Pathologist

Dr. Yugam Chopra
 MD (Pathology)
 CEO & Consultant Pathologist

NAME	: Mr. RANJIT SINGH	PATIENT ID	: 1637812
AGE/ GENDER	: 75 YRS/MALE	REG. NO./LAB NO.	: 012410080028
COLLECTED BY	:	REGISTRATION DATE	: 08/Oct/2024 12:16 PM
REFERRED BY	:	COLLECTION DATE	: 08/Oct/2024 12:33PM
BARCODE NO.	: 01518536	REPORTING DATE	: 08/Oct/2024 04:34PM
CLIENT CODE.	: KOS DIAGNOSTIC LAB		
CLIENT ADDRESS	: 6349/1, NICHOLSON ROAD, AMBALA CANTT		

Test Name	Value	Unit	Biological Reference interval
RED BLOOD CELLS (RBCs) <i>by MICROSCOPY ON CENTRIFUGED URINARY SEDIMENT</i>	NEGATIVE (-ve)	/HPF	0 - 3
PUS CELLS <i>by MICROSCOPY ON CENTRIFUGED URINARY SEDIMENT</i>	1-3	/HPF	0 - 5
EPITHELIAL CELLS <i>by MICROSCOPY ON CENTRIFUGED URINARY SEDIMENT</i>	0-2	/HPF	ABSENT
CRYSTALS <i>by MICROSCOPY ON CENTRIFUGED URINARY SEDIMENT</i>	NEGATIVE (-ve)		NEGATIVE (-ve)
CASTS <i>by MICROSCOPY ON CENTRIFUGED URINARY SEDIMENT</i>	NEGATIVE (-ve)		NEGATIVE (-ve)
BACTERIA <i>by MICROSCOPY ON CENTRIFUGED URINARY SEDIMENT</i>	NEGATIVE (-ve)		NEGATIVE (-ve)
OTHERS <i>by MICROSCOPY ON CENTRIFUGED URINARY SEDIMENT</i>	NEGATIVE (-ve)		NEGATIVE (-ve)
TRICHOMONAS VAGINALIS (PROTOZOA) <i>by MICROSCOPY ON CENTRIFUGED URINARY SEDIMENT</i>	ABSENT		ABSENT

*** End Of Report ***




 DR.VINAY CHOPRA
 CONSULTANT PATHOLOGIST
 MBBS, MD (PATHOLOGY & MICROBIOLOGY)


 DR.YUGAM CHOPRA
 CONSULTANT PATHOLOGIST
 MBBS, MD (PATHOLOGY)

