

Dr. Vinay Chopra
MD (Pathology & Microbiology)
Chairman & Consultant Pathologist

Dr. Yugam Chopra
MD (Pathology)
CEO & Consultant Pathologist

NAME : Mrs. NEETU
AGE/ GENDER : 47 YRS/FEMALE
COLLECTED BY : SURJESH
REFERRED BY :
BARCODE NO. : 01519407
CLIENT CODE. : KOS DIAGNOSTIC LAB
CLIENT ADDRESS : 6349/1, NICHOLSON ROAD, AMBALA CANTT

PATIENT ID : 1651001
REG. NO./LAB NO. : 012410230026
REGISTRATION DATE : 23/Oct/2024 09:53 AM
COLLECTION DATE : 23/Oct/2024 10:13AM
REPORTING DATE : 23/Oct/2024 10:53AM

Test Name	Value	Unit	Biological Reference interval
-----------	-------	------	-------------------------------

HAEMATOLOGY COMPLETE BLOOD COUNT (CBC)

RED BLOOD CELLS (RBCS) COUNT AND INDICES

HAEMOGLOBIN (HB) by CALORIMETRIC	11.8 ^L	gm/dL	12.0 - 16.0
RED BLOOD CELL (RBC) COUNT by HYDRO DYNAMIC FOCUSING, ELECTRICAL IMPEDENCE	4.15	Millions/cmm	3.50 - 5.00
PACKED CELL VOLUME (PCV) by CALCULATED BY AUTOMATED HEMATOLOGY ANALYZER	36.6 ^L	%	37.0 - 50.0
MEAN CORPUSCULAR VOLUME (MCV) by CALCULATED BY AUTOMATED HEMATOLOGY ANALYZER	88.2	fL	80.0 - 100.0
MEAN CORPUSCULAR HAEMOGLOBIN (MCH) by CALCULATED BY AUTOMATED HEMATOLOGY ANALYZER	28.4	pg	27.0 - 34.0
MEAN CORPUSCULAR HEMOGLOBIN CONC. (MCHC) by CALCULATED BY AUTOMATED HEMATOLOGY ANALYZER	32.2	g/dL	32.0 - 36.0
RED CELL DISTRIBUTION WIDTH (RDW-CV) by CALCULATED BY AUTOMATED HEMATOLOGY ANALYZER	16.5 ^H	%	11.00 - 16.00
RED CELL DISTRIBUTION WIDTH (RDW-SD) by CALCULATED BY AUTOMATED HEMATOLOGY ANALYZER	54.4	fL	35.0 - 56.0
MENTZERS INDEX by CALCULATED	21.25	RATIO	BETA THALASSEMIA TRAIT: < 13.0 IRON DEFICIENCY ANEMIA: >13.0
GREEN & KING INDEX by CALCULATED	35.03	RATIO	BETA THALASSEMIA TRAIT:<= 65.0 IRON DEFICIENCY ANEMIA: > 65.0

WHITE BLOOD CELLS (WBCS)

TOTAL LEUCOCYTE COUNT (TLC) by FLOW CYTOMETRY BY SF CUBE & MICROSCOPY	4600	/cmm	4000 - 11000
NUCLEATED RED BLOOD CELLS (nRBCS) by AUTOMATED 6 PART HEMATOLOGY ANALYZER	NIL		0.00 - 20.00
NUCLEATED RED BLOOD CELLS (nRBCS) % by CALCULATED BY AUTOMATED HEMATOLOGY ANALYZER	NIL	%	< 10 %



DR. VINAY CHOPRA
CONSULTANT PATHOLOGIST
MBBS, MD (PATHOLOGY & MICROBIOLOGY)

DR. YUGAM CHOPRA
CONSULTANT PATHOLOGIST
MBBS, MD (PATHOLOGY)



Dr. Vinay Chopra
 MD (Pathology & Microbiology)
 Chairman & Consultant Pathologist


Dr. Yugam Chopra
 MD (Pathology)
 CEO & Consultant Pathologist

NAME	: Mrs. NEETU	PATIENT ID	: 1651001
AGE/ GENDER	: 47 YRS/FEMALE	REG. NO./LAB NO.	: 012410230026
COLLECTED BY	: SURJESH	REGISTRATION DATE	: 23/Oct/2024 09:53 AM
REFERRED BY	:	COLLECTION DATE	: 23/Oct/2024 10:13AM
BARCODE NO.	: 01519407	REPORTING DATE	: 23/Oct/2024 10:53AM
CLIENT CODE.	: KOS DIAGNOSTIC LAB		
CLIENT ADDRESS	: 6349/1, NICHOLSON ROAD, AMBALA CANTT		

Test Name	Value	Unit	Biological Reference interval
<u>DIFFERENTIAL LEUCOCYTE COUNT (DLC)</u>			
NEUTROPHILS <i>by FLOW CYTOMETRY BY SF CUBE & MICROSCOPY</i>	84 ^H	%	50 - 70
LYMPHOCYTES <i>by FLOW CYTOMETRY BY SF CUBE & MICROSCOPY</i>	8 ^L	%	20 - 40
EOSINOPHILS <i>by FLOW CYTOMETRY BY SF CUBE & MICROSCOPY</i>	0 ^L	%	1 - 6
MONOCYTES <i>by FLOW CYTOMETRY BY SF CUBE & MICROSCOPY</i>	8	%	2 - 12
BASOPHILS <i>by FLOW CYTOMETRY BY SF CUBE & MICROSCOPY</i>	0	%	0 - 1
<u>ABSOLUTE LEUKOCYTES (WBC) COUNT</u>			
ABSOLUTE NEUTROPHIL COUNT <i>by FLOW CYTOMETRY BY SF CUBE & MICROSCOPY</i>	3864	/cmm	2000 - 7500
ABSOLUTE LYMPHOCYTE COUNT <i>by FLOW CYTOMETRY BY SF CUBE & MICROSCOPY</i>	368 ^L	/cmm	800 - 4900
ABSOLUTE EOSINOPHIL COUNT <i>by FLOW CYTOMETRY BY SF CUBE & MICROSCOPY</i>	0 ^L	/cmm	40 - 440
ABSOLUTE MONOCYTE COUNT <i>by FLOW CYTOMETRY BY SF CUBE & MICROSCOPY</i>	368	/cmm	80 - 880
ABSOLUTE BASOPHIL COUNT <i>by FLOW CYTOMETRY BY SF CUBE & MICROSCOPY</i>	0	/cmm	0 - 110
<u>PLATELETS AND OTHER PLATELET PREDICTIVE MARKERS.</u>			
PLATELET COUNT (PLT) <i>by HYDRO DYNAMIC FOCUSING, ELECTRICAL IMPEDENCE</i>	121000 ^L	/cmm	150000 - 450000
PLATELETCRIT (PCT) <i>by HYDRO DYNAMIC FOCUSING, ELECTRICAL IMPEDENCE</i>	0.18	%	0.10 - 0.36
MEAN PLATELET VOLUME (MPV) <i>by HYDRO DYNAMIC FOCUSING, ELECTRICAL IMPEDENCE</i>	16 ^H	fL	6.50 - 12.0
PLATELET LARGE CELL COUNT (P-LCC) <i>by HYDRO DYNAMIC FOCUSING, ELECTRICAL IMPEDENCE</i>	75000	/cmm	30000 - 90000
PLATELET LARGE CELL RATIO (P-LCR) <i>by HYDRO DYNAMIC FOCUSING, ELECTRICAL IMPEDENCE</i>	66.7 ^H	%	11.0 - 45.0
PLATELET DISTRIBUTION WIDTH (PDW) <i>by HYDRO DYNAMIC FOCUSING, ELECTRICAL IMPEDENCE</i>	16.2	%	15.0 - 17.0
ADVICE	KINDLY CORRELATE CLINICALLY		




 DR.VINAY CHOPRA
 CONSULTANT PATHOLOGIST
 MBBS, MD (PATHOLOGY & MICROBIOLOGY)


 DR.YUGAM CHOPRA
 CONSULTANT PATHOLOGIST
 MBBS, MD (PATHOLOGY)



Dr. Vinay Chopra
 MD (Pathology & Microbiology)
 Chairman & Consultant Pathologist

Dr. Yugam Chopra
 MD (Pathology)
 CEO & Consultant Pathologist


NAME	: Mrs. NEETU	PATIENT ID	: 1651001
AGE/ GENDER	: 47 YRS/FEMALE	REG. NO./LAB NO.	: 012410230026
COLLECTED BY	: SURJESH	REGISTRATION DATE	: 23/Oct/2024 09:53 AM
REFERRED BY	:	COLLECTION DATE	: 23/Oct/2024 10:13AM
BARCODE NO.	: 01519407	REPORTING DATE	: 23/Oct/2024 10:53AM
CLIENT CODE.	: KOS DIAGNOSTIC LAB		
CLIENT ADDRESS	: 6349/1, NICHOLSON ROAD, AMBALA CANTT		


Test Name	Value	Unit	Biological Reference interval
-----------	-------	------	-------------------------------

NOTE: TEST CONDUCTED ON EDTA WHOLE BLOOD

RECHECKED.




 DR.VINAY CHOPRA
 CONSULTANT PATHOLOGIST
 MBBS, MD (PATHOLOGY & MICROBIOLOGY)


 DR.YUGAM CHOPRA
 CONSULTANT PATHOLOGIST
 MBBS, MD (PATHOLOGY)




Dr. Vinay Chopra
 MD (Pathology & Microbiology)
 Chairman & Consultant Pathologist


Dr. Yugam Chopra
 MD (Pathology)
 CEO & Consultant Pathologist

NAME	: Mrs. NEETU	PATIENT ID	: 1651001
AGE/ GENDER	: 47 YRS/FEMALE	REG. NO./LAB NO.	: 012410230026
COLLECTED BY	: SURJESH	REGISTRATION DATE	: 23/Oct/2024 09:53 AM
REFERRED BY	:	COLLECTION DATE	: 23/Oct/2024 10:13AM
BARCODE NO.	: 01519407	REPORTING DATE	: 23/Oct/2024 10:53AM
CLIENT CODE.	: KOS DIAGNOSTIC LAB		
CLIENT ADDRESS	: 6349/1, NICHOLSON ROAD, AMBALA CANTT		

Test Name	Value	Unit	Biological Reference interval
-----------	-------	------	-------------------------------




DR.VINAY CHOPRA
 CONSULTANT PATHOLOGIST
 MBBS, MD (PATHOLOGY & MICROBIOLOGY)


DR.YUGAM CHOPRA
 CONSULTANT PATHOLOGIST
 MBBS, MD (PATHOLOGY)



Dr. Vinay Chopra
 MD (Pathology & Microbiology)
 Chairman & Consultant Pathologist

Dr. Yugam Chopra
 MD (Pathology)
 CEO & Consultant Pathologist

NAME	: Mrs. NEETU	PATIENT ID	: 1651001
AGE/ GENDER	: 47 YRS/FEMALE	REG. NO./LAB NO.	: 012410230026
COLLECTED BY	: SURJESH	REGISTRATION DATE	: 23/Oct/2024 09:53 AM
REFERRED BY	:	COLLECTION DATE	: 23/Oct/2024 10:13AM
BARCODE NO.	: 01519407	REPORTING DATE	: 23/Oct/2024 11:34AM
CLIENT CODE.	: KOS DIAGNOSTIC LAB		
CLIENT ADDRESS	: 6349/1, NICHOLSON ROAD, AMBALA CANTT		

Test Name	Value	Unit	Biological Reference interval
-----------	-------	------	-------------------------------

CLINICAL CHEMISTRY/BIOCHEMISTRY

SGOT/SGPT PROFILE

SGOT/AST: SERUM <i>by IFCC, WITHOUT PYRIDOXAL PHOSPHATE</i>	41.9	U/L	7.00 - 45.00
SGPT/ALT: SERUM <i>by IFCC, WITHOUT PYRIDOXAL PHOSPHATE</i>	36.7	U/L	0.00 - 49.00
SGOT/SGPT RATIO <i>by CALCULATED, SPECTROPHOTOMETRY</i>	1.14		

INTERPRETATION

NOTE:- To be correlated in individuals having SGOT and SGPT values higher than Normal Reference Range.

USE:- Differential diagnosis of diseases of hepatobiliary system and pancreas.

INCREASED:-

DRUG HEPATOTOXICITY	> 2
ALCOHOLIC HEPATITIS	> 2 (Highly Suggestive)
CIRRHOSIS	1.4 - 2.0
INTRAHEPATIC CHOLESTATIS	> 1.5
HEPATOCELLULAR CARCINOMA & CHRONIC HEPATITIS	> 1.3 (Slightly Increased)


DECREASED:-


1. Acute Hepatitis due to virus, drugs, toxins (with AST increased 3 to 10 times upper limit of normal)
2. Extra Hepatic cholestasis: 0.8 (normal or slightly decreased).

PROGNOSTIC SIGNIFICANCE:-

NORMAL	< 0.65
GOOD PROGNOSTIC SIGN	0.3 - 0.6
POOR PROGNOSTIC SIGN	1.2 - 1.6




DR. VINAY CHOPRA
 CONSULTANT PATHOLOGIST
 MBBS, MD (PATHOLOGY & MICROBIOLOGY)


DR. YUGAM CHOPRA
 CONSULTANT PATHOLOGIST
 MBBS, MD (PATHOLOGY)




Dr. Vinay Chopra
 MD (Pathology & Microbiology)
 Chairman & Consultant Pathologist


Dr. Yugam Chopra
 MD (Pathology)
 CEO & Consultant Pathologist

NAME	: Mrs. NEETU	PATIENT ID	: 1651001
AGE/ GENDER	: 47 YRS/FEMALE	REG. NO./LAB NO.	: 012410230026
COLLECTED BY	: SURJESH	REGISTRATION DATE	: 23/Oct/2024 09:53 AM
REFERRED BY	:	COLLECTION DATE	: 23/Oct/2024 10:13AM
BARCODE NO.	: 01519407	REPORTING DATE	: 23/Oct/2024 11:34AM
CLIENT CODE.	: KOS DIAGNOSTIC LAB		
CLIENT ADDRESS	: 6349/1, NICHOLSON ROAD, AMBALA CANTT		

Test Name	Value	Unit	Biological Reference interval
-----------	-------	------	-------------------------------




DR.VINAY CHOPRA
 CONSULTANT PATHOLOGIST
 MBBS, MD (PATHOLOGY & MICROBIOLOGY)


DR.YUGAM CHOPRA
 CONSULTANT PATHOLOGIST
 MBBS, MD (PATHOLOGY)



Dr. Vinay Chopra
 MD (Pathology & Microbiology)
 Chairman & Consultant Pathologist

Dr. Yugam Chopra
 MD (Pathology)
 CEO & Consultant Pathologist

NAME	: Mrs. NEETU	PATIENT ID	: 1651001
AGE/ GENDER	: 47 YRS/FEMALE	REG. NO./LAB NO.	: 012410230026
COLLECTED BY	: SURJESH	REGISTRATION DATE	: 23/Oct/2024 09:53 AM
REFERRED BY	:	COLLECTION DATE	: 23/Oct/2024 10:13AM
BARCODE NO.	: 01519407	REPORTING DATE	: 23/Oct/2024 10:46AM
CLIENT CODE.	: KOS DIAGNOSTIC LAB		
CLIENT ADDRESS	: 6349/1, NICHOLSON ROAD, AMBALA CANTT		

Test Name	Value	Unit	Biological Reference interval
-----------	-------	------	-------------------------------

IMMUNOPATHOLOGY/SEROLOGY WIDAL SLIDE AGGLUTINATION TEST

SALMONELLA TYPHI O by SLIDE AGGLUTINATION	1 : 20	TITRE	1 : 80
SALMONELLA TYPHI H by SLIDE AGGLUTINATION	1 : 20	TITRE	1 : 160
SALMONELLA PARATYPHI AH by SLIDE AGGLUTINATION	NIL	TITRE	1 : 160
SALMONELLA PARATYPHI BH by SLIDE AGGLUTINATION	NIL	TITRE	1 : 160

INTERPRETATION:

1. Titres of 1:80 or more for "O" agglutinin is considered significant.
2. Titres of 1:160 or more for "H" agglutinin is considered significant.

LIMITATIONS:

1. Agglutinins usually appear by 5th to 6th day of illness of enteric fever, hence a negative result in early stage is inconclusive. The titre then rises till 3rd or 4th week, after which it declines gradually.
2. Lower titres may be found in normal individuals.
3. A single positive result has less significance than the rising agglutination titre, since demonstration of rising titre four or more in 1st and 3rd week is considered as a definite evidence of infection.
4. A simultaneous rise in H agglutinins is suggestive of paratyphoid infection.

NOTE:

1. Individuals with prior infection or immunization with TAB vaccine may develop an ANAMNESTIC RESPONSE (False-Positive) during an unrelated fever i.e High titres of antibodies to various antigens. This may be differentiated by repetition of the test after a week.
2. The anamnestic response shows only a transient rise, while in enteric fever rise is sustained.
3. H agglutinins tend to persist for many months after vaccination but O agglutinins tend to disappear sooner i.e within 6 months. Therefore rise in O agglutinins indicate recent infection.




 DR. VINAY CHOPRA

CONSULTANT PATHOLOGIST
 MBBS, MD (PATHOLOGY & MICROBIOLOGY)


 DR. YUGAM CHOPRA

CONSULTANT PATHOLOGIST
 MBBS, MD (PATHOLOGY)



Dr. Vinay Chopra
 MD (Pathology & Microbiology)
 Chairman & Consultant Pathologist


Dr. Yugam Chopra
 MD (Pathology)
 CEO & Consultant Pathologist


NAME	: Mrs. NEETU	PATIENT ID	: 1651001
AGE/ GENDER	: 47 YRS/FEMALE	REG. NO./LAB NO.	: 012410230026
COLLECTED BY	: SURJESH	REGISTRATION DATE	: 23/Oct/2024 09:53 AM
REFERRED BY	:	COLLECTION DATE	: 23/Oct/2024 10:13AM
BARCODE NO.	: 01519407	REPORTING DATE	: 23/Oct/2024 10:46AM
CLIENT CODE.	: KOS DIAGNOSTIC LAB		
CLIENT ADDRESS	: 6349/1, NICHOLSON ROAD, AMBALA CANTT		

Test Name	Value	Unit	Biological Reference interval
-----------	-------	------	-------------------------------

*** End Of Report ***




DR.VINAY CHOPRA
 CONSULTANT PATHOLOGIST
 MBBS, MD (PATHOLOGY & MICROBIOLOGY)


DR.YUGAM CHOPRA
 CONSULTANT PATHOLOGIST
 MBBS, MD (PATHOLOGY)

