

Dr. Vinay Chopra
 MD (Pathology & Microbiology)
 Chairman & Consultant Pathologist

Dr. Yugam Chopra
 MD (Pathology)
 CEO & Consultant Pathologist

| | | | |
|-----------------------|--|--------------------------|------------------------|
| NAME | : Mr. SHARANJIT SINGH | PATIENT ID | : 1472363 |
| AGE/ GENDER | : 43 YRS/MALE | REG. NO./LAB NO. | : 012410230060 |
| COLLECTED BY | : | REGISTRATION DATE | : 23/Oct/2024 05:58 PM |
| REFERRED BY | : | COLLECTION DATE | : 23/Oct/2024 06:01PM |
| BARCODE NO. | : 01519441 | REPORTING DATE | : 23/Oct/2024 06:41PM |
| CLIENT CODE. | : KOS DIAGNOSTIC LAB | | |
| CLIENT ADDRESS | : 6349/1, NICHOLSON ROAD, AMBALA CANTT | | |

| Test Name | Value | Unit | Biological Reference interval |
|-----------|-------|------|-------------------------------|
|-----------|-------|------|-------------------------------|

IMMUNOPATHOLOGY/SEROLOGY

RHEUMATOID FACTOR (RA): QUANTITATIVE - SERUM

| | | | |
|---|-----|-------|---|
| RHEUMATOID (RA) FACTOR QUANTITATIVE: SERUM by NEPHLOMETRY | 4.2 | IU/mL | NEGATIVE: < 18.0 BORDERLINE: 18.0 - 25.0 POSITIVE: > 25.0 |
|---|-----|-------|---|

INTERPRETATION:-

RHEUMATOID FACTOR (RA):

1. Rheumatoid factors (RF) are antibodies that are directed against the Fc fragment of IgG altered in its tertiary structure.
2. Over 75% of patients with rheumatoid arthritis (RA) have an IgM antibody to IgG immunoglobulin. This autoantibody (RF) is diagnostically useful although it may not be etiologically related to RA.
3. Inflammatory Markers such as ESR & C-Reactive protein (CRP) are normal in about 60 % of patients with positive RA.
4. The titer of RF correlates poorly with disease activity, but those patients with high titers tend to have more severe disease course.
5. The test is useful for diagnosis and prognosis of rheumatoid arthritis.


RHEUMATOID ARTHRITIS:


1. Rheumatoid Arthritis is a systemic autoimmune disease that is multi-functional in origin and is characterized by chronic inflammation of the membrane lining (synovium) joints which leads to progressive joint destruction and in most cases to disability and reduction of quality life.
2. The disease spreads from small to large joints, with greatest damage in early phase.
3. The diagnosis of RA is primarily based on clinical, radiological & immunological features. The most frequent serological test is the measurement of RA factor.

CAUTION (FALSE POSTIVE):-

1. RA factor is not specific for Rheumatoid arthritis, as it is often present in healthy individuals with other autoimmune diseases and chronic infections.
2. Non rheumatoid and rheumatoid arthritis (RA) populations are not clearly separate with regard to the presence of rheumatoid factor (RF) (15% of RA patients have a nonreactive titer and 8% of nonrheumatoid patients have a positive titer).
3. Patients with various nonrheumatoid diseases, characterized by chronic inflammation may have positive tests for RF. These diseases include systemic lupus erythematosus, polymyositis, tuberculosis, syphilis, viral hepatitis, infectious mononucleosis, and influenza.
4. Anti-CCP have been discovered in joints of patients with RA, but not in other form of joint disease. Anti-CCP2 is HIGHLY SENSITIVE (71%) & more specific (98%) than RA factor.
5. Up to 30 % of patients with Seronegative Rheumatoid arthritis also show Anti-CCP antibodies.
6. The positive predictive value of Anti-CCP antibodies for Rheumatoid Arthritis is far greater than Rheumatoid factor.




DR. VINAY CHOPRA
 CONSULTANT PATHOLOGIST
 MBBS, MD (PATHOLOGY & MICROBIOLOGY)


DR. YUGAM CHOPRA
 CONSULTANT PATHOLOGIST
 MBBS, MD (PATHOLOGY)



Dr. Vinay Chopra
 MD (Pathology & Microbiology)
 Chairman & Consultant Pathologist


Dr. Yugam Chopra
 MD (Pathology)
 CEO & Consultant Pathologist

| | | | |
|-----------------------|--|--------------------------|------------------------|
| NAME | : Mr. SHARANJIT SINGH | PATIENT ID | : 1472363 |
| AGE/ GENDER | : 43 YRS/MALE | REG. NO./LAB NO. | : 012410230060 |
| COLLECTED BY | : | REGISTRATION DATE | : 23/Oct/2024 05:58 PM |
| REFERRED BY | : | COLLECTION DATE | : 23/Oct/2024 06:01PM |
| BARCODE NO. | : 01519441 | REPORTING DATE | : 23/Oct/2024 06:41PM |
| CLIENT CODE. | : KOS DIAGNOSTIC LAB | | |
| CLIENT ADDRESS | : 6349/1, NICHOLSON ROAD, AMBALA CANTT | | |

| Test Name | Value | Unit | Biological Reference interval |
|-----------|-------|------|-------------------------------|
|-----------|-------|------|-------------------------------|

*** End Of Report ***




DR.VINAY CHOPRA
 CONSULTANT PATHOLOGIST
 MBBS, MD (PATHOLOGY & MICROBIOLOGY)


DR.YUGAM CHOPRA
 CONSULTANT PATHOLOGIST
 MBBS, MD (PATHOLOGY)

