

**Dr. Vinay Chopra**  
 MD (Pathology & Microbiology)  
 Chairman & Consultant Pathologist

**Dr. Yugam Chopra**  
 MD (Pathology)  
 CEO & Consultant Pathologist

<b>NAME</b>	: Mr. DHIRAJ KUMAR	<b>PATIENT ID</b>	: 1653777
<b>AGE/ GENDER</b>	: 46 YRS/MALE	<b>REG. NO./LAB NO.</b>	: 012410270026
<b>COLLECTED BY</b>	:	<b>REGISTRATION DATE</b>	: 27/Oct/2024 10:07 AM
<b>REFERRED BY</b>	:	<b>COLLECTION DATE</b>	: 27/Oct/2024 10:08AM
<b>BARCODE NO.</b>	: 01519638	<b>REPORTING DATE</b>	: 27/Oct/2024 10:35AM
<b>CLIENT CODE.</b>	: KOS DIAGNOSTIC LAB		
<b>CLIENT ADDRESS</b>	: 6349/1, NICHOLSON ROAD, AMBALA CANTT		

Test Name	Value	Unit	Biological Reference interval
-----------	-------	------	-------------------------------

**HAEMATOLOGY**  
**COMPLETE BLOOD COUNT (CBC)**

**RED BLOOD CELLS (RBCS) COUNT AND INDICES**


HAEMOGLOBIN (HB) <i>by CALORIMETRIC</i>	13.1	gm/dL	12.0 - 17.0
RED BLOOD CELL (RBC) COUNT <i>by HYDRO DYNAMIC FOCUSING, ELECTRICAL IMPEDEANCE</i>	<b>5.08<sup>H</sup></b>	Millions/cmm	3.50 - 5.00
PACKED CELL VOLUME (PCV) <i>by CALCULATED BY AUTOMATED HEMATOLOGY ANALYZER</i>	40.7	%	40.0 - 54.0
MEAN CORPUSCULAR VOLUME (MCV) <i>by CALCULATED BY AUTOMATED HEMATOLOGY ANALYZER</i>	80.2	fL	80.0 - 100.0
MEAN CORPUSCULAR HAEMOGLOBIN (MCH) <i>by CALCULATED BY AUTOMATED HEMATOLOGY ANALYZER</i>	<b>25.9<sup>L</sup></b>	pg	27.0 - 34.0
MEAN CORPUSCULAR HEMOGLOBIN CONC. (MCHC) <i>by CALCULATED BY AUTOMATED HEMATOLOGY ANALYZER</i>	32.3	g/dL	32.0 - 36.0
RED CELL DISTRIBUTION WIDTH (RDW-CV) <i>by CALCULATED BY AUTOMATED HEMATOLOGY ANALYZER</i>	13.4	%	11.00 - 16.00
RED CELL DISTRIBUTION WIDTH (RDW-SD) <i>by CALCULATED BY AUTOMATED HEMATOLOGY ANALYZER</i>	40	fL	35.0 - 56.0
MENTZERS INDEX <i>by CALCULATED</i>	15.79	RATIO	BETA THALASSEMIA TRAIT: < 13.0 IRON DEFICIENCY ANEMIA: >13.0
GREEN & KING INDEX <i>by CALCULATED</i>	21.25	RATIO	BETA THALASSEMIA TRAIT:<= 65.0 IRON DEFICIENCY ANEMIA: > 65.0

**WHITE BLOOD CELLS (WBCS)**

TOTAL LEUCOCYTE COUNT (TLC) <i>by FLOW CYTOMETRY BY SF CUBE &amp; MICROSCOPY</i>	<b>3000<sup>L</sup></b>	/cmm	4000 - 11000
NUCLEATED RED BLOOD CELLS (nRBCS) <i>by AUTOMATED 6 PART HEMATOLOGY ANALYZER</i>	NIL		0.00 - 20.00
NUCLEATED RED BLOOD CELLS (nRBCS) % <i>by CALCULATED BY AUTOMATED HEMATOLOGY ANALYZER</i>	NIL	%	< 10 %



  
**DR. VINAY CHOPRA**  
 CONSULTANT PATHOLOGIST  
 MBBS, MD (PATHOLOGY & MICROBIOLOGY)

  
**DR. YUGAM CHOPRA**  
 CONSULTANT PATHOLOGIST  
 MBBS, MD (PATHOLOGY)



TEST PERFORMED AT KOS DIAGNOSTIC LAB, AMBALA CANTT.

Dr. Vinay Chopra  
MD (Pathology & Microbiology)  
Chairman & Consultant Pathologist

Dr. Yugam Chopra  
MD (Pathology)  
CEO & Consultant Pathologist

<b>NAME</b>	: Mr. DHIRAJ KUMAR	<b>PATIENT ID</b>	: 1653777
<b>AGE/ GENDER</b>	: 46 YRS/MALE	<b>REG. NO./LAB NO.</b>	: 012410270026
<b>COLLECTED BY</b>	:	<b>REGISTRATION DATE</b>	: 27/Oct/2024 10:07 AM
<b>REFERRED BY</b>	:	<b>COLLECTION DATE</b>	: 27/Oct/2024 10:08AM
<b>BARCODE NO.</b>	: 01519638	<b>REPORTING DATE</b>	: 27/Oct/2024 10:35AM
<b>CLIENT CODE.</b>	: KOS DIAGNOSTIC LAB		
<b>CLIENT ADDRESS</b>	: 6349/1, NICHOLSON ROAD, AMBALA CANTT		

Test Name	Value	Unit	Biological Reference interval
<b><u>DIFFERENTIAL LEUCOCYTE COUNT (DLC)</u></b>			
NEUTROPHILS <i>by FLOW CYTOMETRY BY SF CUBE &amp; MICROSCOPY</i>	70	%	50 - 70
LYMPHOCYTES <i>by FLOW CYTOMETRY BY SF CUBE &amp; MICROSCOPY</i>	20	%	20 - 40
EOSINOPHILS <i>by FLOW CYTOMETRY BY SF CUBE &amp; MICROSCOPY</i>	1	%	1 - 6
MONOCYTES <i>by FLOW CYTOMETRY BY SF CUBE &amp; MICROSCOPY</i>	9	%	2 - 12
BASOPHILS <i>by FLOW CYTOMETRY BY SF CUBE &amp; MICROSCOPY</i>	0	%	0 - 1
<b><u>ABSOLUTE LEUKOCYTES (WBC) COUNT</u></b>			
ABSOLUTE NEUTROPHIL COUNT <i>by FLOW CYTOMETRY BY SF CUBE &amp; MICROSCOPY</i>	2100	/cmm	2000 - 7500
ABSOLUTE LYMPHOCYTE COUNT <i>by FLOW CYTOMETRY BY SF CUBE &amp; MICROSCOPY</i>	<b>600<sup>L</sup></b>	/cmm	800 - 4900
ABSOLUTE EOSINOPHIL COUNT <i>by FLOW CYTOMETRY BY SF CUBE &amp; MICROSCOPY</i>	<b>30<sup>L</sup></b>	/cmm	40 - 440
ABSOLUTE MONOCYTE COUNT <i>by FLOW CYTOMETRY BY SF CUBE &amp; MICROSCOPY</i>	270	/cmm	80 - 880
ABSOLUTE BASOPHIL COUNT <i>by FLOW CYTOMETRY BY SF CUBE &amp; MICROSCOPY</i>	0	/cmm	0 - 110
ABSOLUTE IMMATURE GRANULOCYTE COUNT <i>by FLOW CYTOMETRY BY SF CUBE &amp; MICROSCOPY</i>	0	/cmm	0.0 - 999.0
<b><u>PLATELETS AND OTHER PLATELET PREDICTIVE MARKERS.</u></b>			
PLATELET COUNT (PLT) <i>by HYDRO DYNAMIC FOCUSING, ELECTRICAL IMPEDENCE</i>	249000	/cmm	150000 - 450000
PLATELETCRIT (PCT) <i>by HYDRO DYNAMIC FOCUSING, ELECTRICAL IMPEDENCE</i>	0.28	%	0.10 - 0.36
MEAN PLATELET VOLUME (MPV) <i>by HYDRO DYNAMIC FOCUSING, ELECTRICAL IMPEDENCE</i>	11	fL	6.50 - 12.0
PLATELET LARGE CELL COUNT (P-LCC) <i>by HYDRO DYNAMIC FOCUSING, ELECTRICAL IMPEDENCE</i>	83000	/cmm	30000 - 90000
PLATELET LARGE CELL RATIO (P-LCR) <i>by HYDRO DYNAMIC FOCUSING, ELECTRICAL IMPEDENCE</i>	33.5	%	11.0 - 45.0
PLATELET DISTRIBUTION WIDTH (PDW) <i>by HYDRO DYNAMIC FOCUSING, ELECTRICAL IMPEDENCE</i>	16.2	%	15.0 - 17.0



DR. VINAY CHOPRA  
CONSULTANT PATHOLOGIST  
MBBS, MD (PATHOLOGY & MICROBIOLOGY)

DR. YUGAM CHOPRA  
CONSULTANT PATHOLOGIST  
MBBS, MD (PATHOLOGY)



Dr. Vinay Chopra  
MD (Pathology & Microbiology)  
Chairman & Consultant Pathologist

Dr. Yugam Chopra  
MD (Pathology)  
CEO & Consultant Pathologist


<b>NAME</b>	: Mr. DHIRAJ KUMAR	<b>PATIENT ID</b>	: 1653777
<b>AGE/ GENDER</b>	: 46 YRS/MALE	<b>REG. NO./LAB NO.</b>	: <b>012410270026</b>
<b>COLLECTED BY</b>	:	<b>REGISTRATION DATE</b>	: 27/Oct/2024 10:07 AM
<b>REFERRED BY</b>	:	<b>COLLECTION DATE</b>	: 27/Oct/2024 10:08AM
<b>BARCODE NO.</b>	: 01519638	<b>REPORTING DATE</b>	: 27/Oct/2024 10:35AM
<b>CLIENT CODE.</b>	: KOS DIAGNOSTIC LAB		
<b>CLIENT ADDRESS</b>	: 6349/1, NICHOLSON ROAD, AMBALA CANTT		

Test Name	Value	Unit	Biological Reference interval
-----------	-------	------	-------------------------------


NOTE: TEST CONDUCTED ON EDTA WHOLE BLOOD

RECHECKED.

\*\*\* End Of Report \*\*\*

DR.VINAY CHOPRA  
CONSULTANT PATHOLOGIST  
MBBS, MD (PATHOLOGY & MICROBIOLOGY)



DR.YUGAM CHOPRA  
CONSULTANT PATHOLOGIST  
MBBS , MD (PATHOLOGY)

