

Dr. Vinay Chopra
MD (Pathology & Microbiology)
Chairman & Consultant Pathologist

Dr. Yugam Chopra
MD (Pathology)
CEO & Consultant Pathologist

NAME	: Mr. BALWINDER SINGH	PATIENT ID	: 1655675
AGE/ GENDER	: 60 YRS/MALE	REG. NO./LAB NO.	: 012410280054
COLLECTED BY	:	REGISTRATION DATE	: 28/Oct/2024 04:44 PM
REFERRED BY	:	COLLECTION DATE	: 28/Oct/2024 04:46PM
BARCODE NO.	: 01519717	REPORTING DATE	: 29/Oct/2024 10:31AM
CLIENT CODE.	: KOS DIAGNOSTIC LAB		
CLIENT ADDRESS	: 6349/1, NICHOLSON ROAD, AMBALA CANTT		

CYTOLOGY

FINE NEEDLE ASPIRATION CYTOLOGY (FNAC) OF TESTIS

TEST NAME:

FINE NEEDLE ASPIRATION CYTOLOGY (FNAC) OF TESTIS

CLINICAL HISTORY (IF ANY):

SITE:

Lt. epididymal swelling.

NATURE OF SWELLING:

Firm & measures 3.5x3.0 cm appx. in size.


MATERIAL ASPIRATED:


Blood mixed.

MICROSCOPIC EXAMINATION:

FNAC Lt. epididymal swelling show mainly blood in the background & scanty epithelial cells & a few inflammatory cells consisting of mainly lymphocytes.




DR. VINAY CHOPRA
CONSULTANT PATHOLOGIST
MBBS, MD (PATHOLOGY & MICROBIOLOGY)


DR. YUGAM CHOPRA
CONSULTANT PATHOLOGIST
MBBS, MD (PATHOLOGY)



Dr. Vinay Chopra
MD (Pathology & Microbiology)
Chairman & Consultant Pathologist

Dr. Yugam Chopra
MD (Pathology)
CEO & Consultant Pathologist


NAME	: Mr. BALWINDER SINGH	PATIENT ID	: 1655675
AGE/ GENDER	: 60 YRS/MALE	REG. NO./LAB NO.	: 012410280054
COLLECTED BY	:	REGISTRATION DATE	: 28/Oct/2024 04:44 PM
REFERRED BY	:	COLLECTION DATE	: 28/Oct/2024 04:46PM
BARCODE NO.	: 01519717	REPORTING DATE	: 29/Oct/2024 10:31AM
CLIENT CODE.	: KOS DIAGNOSTIC LAB		
CLIENT ADDRESS	: 6349/1, NICHOLSON ROAD, AMBALA CANTT		


INTERPRETATION/RESULT:

Correlate clinically.

*** End Of Report ***




DR. VINAY CHOPRA
CONSULTANT PATHOLOGIST
MBBS, MD (PATHOLOGY & MICROBIOLOGY)


DR. YUGAM CHOPRA
CONSULTANT PATHOLOGIST
MBBS, MD (PATHOLOGY)

