

**Dr. Vinay Chopra**  
 MD (Pathology & Microbiology)  
 Chairman & Consultant Pathologist

**Dr. Yugam Chopra**  
 MD (Pathology)  
 CEO & Consultant Pathologist

<b>NAME</b>	: <b>Dog SCOOBY</b>	<b>PATIENT ID</b>	: 1656231
<b>AGE/ GENDER</b>	: 11 YRS/Male	<b>REG. NO./LAB NO.</b>	: <b>012410290025</b>
<b>COLLECTED BY</b>	:	<b>REGISTRATION DATE</b>	: 29/Oct/2024 10:36 AM
<b>REFERRED BY</b>	:	<b>COLLECTION DATE</b>	: 29/Oct/2024 10:37AM
<b>BARCODE NO.</b>	: 01519752	<b>REPORTING DATE</b>	: 29/Oct/2024 11:39AM
<b>CLIENT CODE.</b>	: KOS DIAGNOSTIC LAB		
<b>CLIENT ADDRESS</b>	: 6349/1, NICHOLSON ROAD, AMBALA CANTT		

Test Name	Value	Unit	Biological Reference interval
-----------	-------	------	-------------------------------

**CLINICAL CHEMISTRY/BIOCHEMISTRY**

**SGOT/SGPT PROFILE**

SGOT/AST: SERUM <i>by IFCC, WITHOUT PYRIDOXAL PHOSPHATE</i>	26	U/L	7.00 - 45.00
SGPT/ALT: SERUM <i>by IFCC, WITHOUT PYRIDOXAL PHOSPHATE</i>	47.4	U/L	0.00 - 49.00
SGOT/SGPT RATIO <i>by CALCULATED, SPECTROPHOTOMETRY</i>	0.55		

**INTERPRETATION**

**NOTE:-** To be correlated in individuals having SGOT and SGPT values higher than Normal Reference Range.  
**USE:-** Differential diagnosis of diseases of hepatobiliary system and pancreas.

**INCREASED:-**

DRUG HEPATOTOXICITY	> 2
ALCOHOLIC HEPATITIS	> 2 (Highly Suggestive)
CIRRHOSIS	1.4 - 2.0
INTRAHEPATIC CHOLESTASIS	> 1.5
HEPATOCELLULAR CARCINOMA & CHRONIC HEPATITIS	> 1.3 (Slightly Increased)


**DECREASED:-**


1. Acute Hepatitis due to virus, drugs, toxins (with AST increased 3 to 10 times upper limit of normal)
2. Extra Hepatic cholestatis: 0.8 (normal or slightly decreased).

**PROGNOSTIC SIGNIFICANCE:-**

NORMAL	< 0.65
GOOD PROGNOSTIC SIGN	0.3 - 0.6
POOR PROGNOSTIC SIGN	1.2 - 1.6



  
**DR. VINAY CHOPRA**  
 CONSULTANT PATHOLOGIST  
 MBBS, MD (PATHOLOGY & MICROBIOLOGY)

  
**DR. YUGAM CHOPRA**  
 CONSULTANT PATHOLOGIST  
 MBBS, MD (PATHOLOGY)




TEST PERFORMED AT KOS DIAGNOSTIC LAB, AMBALA CANTT.

Dr. Vinay Chopra  
MD (Pathology & Microbiology)  
Chairman & Consultant Pathologist


Dr. Yugam Chopra  
MD (Pathology)  
CEO & Consultant Pathologist

<b>NAME</b>	: <b>Dog SCOOPY</b>	<b>PATIENT ID</b>	: 1656231
<b>AGE/ GENDER</b>	: 11 YRS/Male	<b>REG. NO./LAB NO.</b>	: <b>012410290025</b>
<b>COLLECTED BY</b>	:	<b>REGISTRATION DATE</b>	: 29/Oct/2024 10:36 AM
<b>REFERRED BY</b>	:	<b>COLLECTION DATE</b>	: 29/Oct/2024 10:37AM
<b>BARCODE NO.</b>	: 01519752	<b>REPORTING DATE</b>	: 29/Oct/2024 11:42AM
<b>CLIENT CODE.</b>	: KOS DIAGNOSTIC LAB		
<b>CLIENT ADDRESS</b>	: 6349/1, NICHOLSON ROAD, AMBALA CANTT		

Test Name	Value	Unit	Biological Reference interval
<b>UREA</b>			
UREA: SERUM <i>by UREASE - GLUTAMATE DEHYDROGENASE (GLDH)</i>	21.77	mg/dL	10.00 - 50.00

DR.VINAY CHOPRA  
CONSULTANT PATHOLOGIST  
MBBS, MD (PATHOLOGY & MICROBIOLOGY)



DR.YUGAM CHOPRA  
CONSULTANT PATHOLOGIST  
MBBS, MD (PATHOLOGY)



TEST PERFORMED AT: KOS DIAGNOSTIC LAB, AMBALA CANTT.


Dr. Vinay Chopra  
MD (Pathology & Microbiology)  
Chairman & Consultant Pathologist

Dr. Yugam Chopra  
MD (Pathology)  
CEO & Consultant Pathologist


<b>NAME</b>	: <b>Dog SCOOPY</b>	<b>PATIENT ID</b>	: 1656231
<b>AGE/ GENDER</b>	: 11 YRS/Male	<b>REG. NO./LAB NO.</b>	: <b>012410290025</b>
<b>COLLECTED BY</b>	:	<b>REGISTRATION DATE</b>	: 29/Oct/2024 10:36 AM
<b>REFERRED BY</b>	:	<b>COLLECTION DATE</b>	: 29/Oct/2024 10:37AM
<b>BARCODE NO.</b>	: 01519752	<b>REPORTING DATE</b>	: 29/Oct/2024 11:39AM
<b>CLIENT CODE.</b>	: KOS DIAGNOSTIC LAB		
<b>CLIENT ADDRESS</b>	: 6349/1, NICHOLSON ROAD, AMBALA CANTT		

Test Name	Value	Unit	Biological Reference interval
<b>CREATININE</b>			
CREATININE: SERUM <i>by ENZYMATIC, SPECTROPHOTOMETRY</i>	0.88	mg/dL	0.40 - 1.40

\*\*\* End Of Report \*\*\*

DR.VINAY CHOPRA  
CONSULTANT PATHOLOGIST  
MBBS, MD (PATHOLOGY & MICROBIOLOGY)



DR.YUGAM CHOPRA  
CONSULTANT PATHOLOGIST  
MBBS, MD (PATHOLOGY)



TEST PERFORMED AT: KOS DIAGNOSTIC LAB, AMBALA CANTT.