

Dr. Vinay Chopra
MD (Pathology & Microbiology)
Chairman & Consultant Pathologist

Dr. Yugam Chopra
MD (Pathology)
CEO & Consultant Pathologist

NAME	: Mr. RAM RATTAN	PATIENT ID	: 1656278
AGE/ GENDER	: 46 YRS/MALE	REG. NO./LAB NO.	: 012410290029
COLLECTED BY	:	REGISTRATION DATE	: 29/Oct/2024 11:34 AM
REFERRED BY	:	COLLECTION DATE	: 29/Oct/2024 11:35AM
BARCODE NO.	: 01519756	REPORTING DATE	: 29/Oct/2024 11:43AM
CLIENT CODE.	: KOS DIAGNOSTIC LAB		
CLIENT ADDRESS	: 6349/1, NICHOLSON ROAD, AMBALA CANTT		

Test Name	Value	Unit	Biological Reference interval
-----------	-------	------	-------------------------------

HAEMATOLOGY

TOTAL LEUCOCYTE COUNT (TLC)

TOTAL LEUCOCYTE COUNT (TLC) <i>by FLOW CYTOMETRY BY SF CUBE & MICROSCOPY</i>	6640	/cmm	4000 - 11000
---	------	------	--------------

NOTE: TEST CONDUCTED ON EDTA WHOLE BLOOD



DR.VINAY CHOPRA
CONSULTANT PATHOLOGIST
MBBS, MD (PATHOLOGY & MICROBIOLOGY)

DR.YUGAM CHOPRA
CONSULTANT PATHOLOGIST
MBBS, MD (PATHOLOGY)



TEST PERFORMED AT: KOS DIAGNOSTIC LAB, AMBALA CANTT.

Dr. Vinay Chopra
MD (Pathology & Microbiology)
Chairman & Consultant Pathologist

Dr. Yugam Chopra
MD (Pathology)
CEO & Consultant Pathologist

NAME	: Mr. RAM RATTAN	PATIENT ID	: 1656278
AGE/ GENDER	: 46 YRS/MALE	REG. NO./LAB NO.	: 012410290029
COLLECTED BY	:	REGISTRATION DATE	: 29/Oct/2024 11:34 AM
REFERRED BY	:	COLLECTION DATE	: 29/Oct/2024 11:35AM
BARCODE NO.	: 01519756	REPORTING DATE	: 29/Oct/2024 11:43AM
CLIENT CODE.	: KOS DIAGNOSTIC LAB		
CLIENT ADDRESS	: 6349/1, NICHOLSON ROAD, AMBALA CANTT		


Test Name	Value	Unit	Biological Reference interval
-----------	-------	------	-------------------------------


DIFFERENTIAL LEUCOCYTE COUNT (DLC)

NEUTROPHILS <i>by FLOW CYTOMETRY BY SF CUBE & MICROSCOPY</i>	77 ^H	%	50 - 70
LYMPHOCYTES <i>by FLOW CYTOMETRY BY SF CUBE & MICROSCOPY</i>	16 ^L	%	20 - 40
EOSINOPHILS <i>by FLOW CYTOMETRY BY SF CUBE & MICROSCOPY</i>	1	%	1 - 6
MONOCYTES <i>by FLOW CYTOMETRY BY SF CUBE & MICROSCOPY</i>	6	%	2 - 12
BASOPHILS <i>by FLOW CYTOMETRY BY SF CUBE & MICROSCOPY</i>	0	%	0 - 1

NOTE: TEST CONDUCTED ON EDTA WHOLE BLOOD




DR.VINAY CHOPRA
CONSULTANT PATHOLOGIST
MBBS, MD (PATHOLOGY & MICROBIOLOGY)


DR.YUGAM CHOPRA
CONSULTANT PATHOLOGIST
MBBS, MD (PATHOLOGY)



TEST PERFORMED AT: KOS DIAGNOSTIC LAB, AMBALA CANTT.

Dr. Vinay Chopra
MD (Pathology & Microbiology)
Chairman & Consultant Pathologist

Dr. Yugam Chopra
MD (Pathology)
CEO & Consultant Pathologist

NAME	: Mr. RAM RATTAN	PATIENT ID	: 1656278
AGE/ GENDER	: 46 YRS/MALE	REG. NO./LAB NO.	: 012410290029
COLLECTED BY	:	REGISTRATION DATE	: 29/Oct/2024 11:34 AM
REFERRED BY	:	COLLECTION DATE	: 29/Oct/2024 11:35AM
BARCODE NO.	: 01519756	REPORTING DATE	: 29/Oct/2024 03:47PM
CLIENT CODE.	: KOS DIAGNOSTIC LAB		
CLIENT ADDRESS	: 6349/1, NICHOLSON ROAD, AMBALA CANTT		

Test Name	Value	Unit	Biological Reference interval
-----------	-------	------	-------------------------------

CLINICAL CHEMISTRY/BIOCHEMISTRY

GLUCOSE RANDOM (R)

GLUCOSE RANDOM (R): PLASMA <i>by GLUCOSE OXIDASE - PEROXIDASE (GOD-POD)</i>	487.35^H	mg/dL	NORMAL: < 140.00 PREDIABETIC: 140.0 - 200.0 DIABETIC: > OR = 200.0
--	---------------------------	-------	--

INTERPRETATION

IN ACCORDANCE WITH AMERICAN DIABETES ASSOCIATION GUIDELINES:

1. A random plasma glucose level below 140 mg/dl is considered normal.
2. A random glucose level between 140 - 200 mg/dl is considered as glucose intolerant or prediabetic. A fasting and post-prandial blood test (after consumption of 75 gms of glucose) is recommended for all such patients.
3. A random glucose level of above 200 mg/dl is highly suggestive of diabetic state. A repeat post-prandial is strongly recommended for all such patients. A fasting plasma glucose level in excess of 125 mg/dl on both occasions is confirmatory for diabetic state.



DR.VINAY CHOPRA
CONSULTANT PATHOLOGIST
MBBS, MD (PATHOLOGY & MICROBIOLOGY)

DR.YUGAM CHOPRA
CONSULTANT PATHOLOGIST
MBBS, MD (PATHOLOGY)



TEST PERFORMED AT: KOS DIAGNOSTIC LAB, AMBALA CANTT.


Dr. Vinay Chopra
 MD (Pathology & Microbiology)
 Chairman & Consultant Pathologist


Dr. Yugam Chopra
 MD (Pathology)
 CEO & Consultant Pathologist

NAME	: Mr. RAM RATTAN	PATIENT ID	: 1656278
AGE/ GENDER	: 46 YRS/MALE	REG. NO./LAB NO.	: 012410290029
COLLECTED BY	:	REGISTRATION DATE	: 29/Oct/2024 11:34 AM
REFERRED BY	:	COLLECTION DATE	: 29/Oct/2024 11:35AM
BARCODE NO.	: 01519756	REPORTING DATE	: 29/Oct/2024 12:44PM
CLIENT CODE.	: KOS DIAGNOSTIC LAB		
CLIENT ADDRESS	: 6349/1, NICHOLSON ROAD, AMBALA CANTT		

Test Name	Value	Unit	Biological Reference interval
CREATININE			
CREATININE: SERUM <i>by ENZYMATIC, SPECTROPHOTOMETRY</i>	1.79^H	mg/dL	0.40 - 1.40




DR. VINAY CHOPRA
 CONSULTANT PATHOLOGIST
 MBBS, MD (PATHOLOGY & MICROBIOLOGY)


DR. YUGAM CHOPRA
 CONSULTANT PATHOLOGIST
 MBBS, MD (PATHOLOGY)



TEST PERFORMED AT: KOS DIAGNOSTIC LAB, AMBALA CANTT.

Dr. Vinay Chopra
MD (Pathology & Microbiology)
Chairman & Consultant Pathologist

Dr. Yugam Chopra
MD (Pathology)
CEO & Consultant Pathologist

NAME	: Mr. RAM RATTAN	PATIENT ID	: 1656278
AGE/ GENDER	: 46 YRS/MALE	REG. NO./LAB NO.	: 012410290029
COLLECTED BY	:	REGISTRATION DATE	: 29/Oct/2024 11:34 AM
REFERRED BY	:	COLLECTION DATE	: 29/Oct/2024 11:35AM
BARCODE NO.	: 01519756	REPORTING DATE	: 29/Oct/2024 04:28PM
CLIENT CODE.	: KOS DIAGNOSTIC LAB		
CLIENT ADDRESS	: 6349/1, NICHOLSON ROAD, AMBALA CANTT		

Test Name	Value	Unit	Biological Reference interval
-----------	-------	------	-------------------------------

CLINICAL PATHOLOGY

URINE ROUTINE & MICROSCOPIC EXAMINATION

PHYSICAL EXAMINATION

QUANTITY RECEIVED	10	ml	
<i>by DIP STICK/REFLECTANCE SPECTROPHOTOMETRY</i>			
COLOUR	AMBER YELLOW		PALE YELLOW
<i>by DIP STICK/REFLECTANCE SPECTROPHOTOMETRY</i>			
TRANSPARANCY	HAZY		CLEAR
<i>by DIP STICK/REFLECTANCE SPECTROPHOTOMETRY</i>			
SPECIFIC GRAVITY	<=1.005		1.002 - 1.030
<i>by DIP STICK/REFLECTANCE SPECTROPHOTOMETRY</i>			

CHEMICAL EXAMINATION

REACTION	ACIDIC		
<i>by DIP STICK/REFLECTANCE SPECTROPHOTOMETRY</i>			
PROTEIN	Negative		NEGATIVE (-ve)
<i>by DIP STICK/REFLECTANCE SPECTROPHOTOMETRY</i>			
SUGAR	3+		NEGATIVE (-ve)
<i>by DIP STICK/REFLECTANCE SPECTROPHOTOMETRY</i>			
pH	5.5		5.0 - 7.5
<i>by DIP STICK/REFLECTANCE SPECTROPHOTOMETRY</i>			
BILIRUBIN	Negative		NEGATIVE (-ve)
<i>by DIP STICK/REFLECTANCE SPECTROPHOTOMETRY</i>			
NITRITE	Negative		NEGATIVE (-ve)
<i>by DIP STICK/REFLECTANCE SPECTROPHOTOMETRY.</i>			
UROBILINOGEN	Normal	EU/dL	0.2 - 1.0
<i>by DIP STICK/REFLECTANCE SPECTROPHOTOMETRY</i>			
KETONE BODIES	Negative		NEGATIVE (-ve)
<i>by DIP STICK/REFLECTANCE SPECTROPHOTOMETRY</i>			
BLOOD	Negative		NEGATIVE (-ve)
<i>by DIP STICK/REFLECTANCE SPECTROPHOTOMETRY</i>			
ASCORBIC ACID	NEGATIVE (-ve)		NEGATIVE (-ve)
<i>by DIP STICK/REFLECTANCE SPECTROPHOTOMETRY</i>			

MICROSCOPIC EXAMINATION

RED BLOOD CELLS (RBCs)	NEGATIVE (-ve)	/HPF	0 - 3
<i>by MICROSCOPY ON CENTRIFUGED URINARY SEDIMENT</i>			



Chopra
DR. VINAY CHOPRA
CONSULTANT PATHOLOGIST
MBBS, MD (PATHOLOGY & MICROBIOLOGY)

Chopra
DR. YUGAM CHOPRA
CONSULTANT PATHOLOGIST
MBBS, MD (PATHOLOGY)



TEST PERFORMED AT KOS DIAGNOSTIC LAB, AMBALA CANTT.


Dr. Vinay Chopra
MD (Pathology & Microbiology)
Chairman & Consultant Pathologist

Dr. Yugam Chopra
MD (Pathology)
CEO & Consultant Pathologist


NAME	: Mr. RAM RATTAN	PATIENT ID	: 1656278
AGE/ GENDER	: 46 YRS/MALE	REG. NO./LAB NO.	: 012410290029
COLLECTED BY	:	REGISTRATION DATE	: 29/Oct/2024 11:34 AM
REFERRED BY	:	COLLECTION DATE	: 29/Oct/2024 11:35AM
BARCODE NO.	: 01519756	REPORTING DATE	: 29/Oct/2024 04:28PM
CLIENT CODE.	: KOS DIAGNOSTIC LAB		
CLIENT ADDRESS	: 6349/1, NICHOLSON ROAD, AMBALA CANTT		

Test Name	Value	Unit	Biological Reference interval
PUS CELLS <i>by MICROSCOPY ON CENTRIFUGED URINARY SEDIMENT</i>	10-12	/HPF	0 - 5
EPITHELIAL CELLS <i>by MICROSCOPY ON CENTRIFUGED URINARY SEDIMENT</i>	2-3	/HPF	ABSENT
CRYSTALS <i>by MICROSCOPY ON CENTRIFUGED URINARY SEDIMENT</i>	NEGATIVE (-ve)		NEGATIVE (-ve)
CASTS <i>by MICROSCOPY ON CENTRIFUGED URINARY SEDIMENT</i>	NEGATIVE (-ve)		NEGATIVE (-ve)
BACTERIA <i>by MICROSCOPY ON CENTRIFUGED URINARY SEDIMENT</i>	NEGATIVE (-ve)		NEGATIVE (-ve)
OTHERS <i>by MICROSCOPY ON CENTRIFUGED URINARY SEDIMENT</i>	NEGATIVE (-ve)		NEGATIVE (-ve)
TRICHOMONAS VAGINALIS (PROTOZOA) <i>by MICROSCOPY ON CENTRIFUGED URINARY SEDIMENT</i>	ABSENT		ABSENT

*** End Of Report ***

DR.VINAY CHOPRA
CONSULTANT PATHOLOGIST
MBBS, MD (PATHOLOGY & MICROBIOLOGY)



DR.YUGAM CHOPRA
CONSULTANT PATHOLOGIST
MBBS, MD (PATHOLOGY)

