

Dr. Vinay Chopra
 MD (Pathology & Microbiology)
 Chairman & Consultant Pathologist

Dr. Yugam Chopra
 MD (Pathology)
 CEO & Consultant Pathologist

NAME	: Mr. VIPAN AGGARWAL	PATIENT ID	: 1658396
AGE/ GENDER	: 62 YRS/MALE	REG. NO./LAB NO.	: 012411020023
COLLECTED BY	: SURJESH	REGISTRATION DATE	: 02/Nov/2024 11:12 AM
REFERRED BY	: CENTRAL PHOENIX CLUB (AMBALA CANTT)	COLLECTION DATE	: 02/Nov/2024 11:56AM
BARCODE NO.	: 01519909	REPORTING DATE	: 02/Nov/2024 12:28PM
CLIENT CODE.	: KOS DIAGNOSTIC LAB		
CLIENT ADDRESS	: 6349/1, NICHOLSON ROAD, AMBALA CANTT		

Test Name	Value	Unit	Biological Reference interval
-----------	-------	------	-------------------------------

CLINICAL CHEMISTRY/BIOCHEMISTRY

GLUCOSE FASTING (F)

GLUCOSE FASTING (F): PLASMA <i>by GLUCOSE OXIDASE - PEROXIDASE (GOD-POD)</i>	108.49^H	mg/dL	NORMAL: < 100.0 PREDIABETIC: 100.0 - 125.0 DIABETIC: > OR = 126.0
---	---------------------------	-------	---

INTERPRETATION

IN ACCORDANCE WITH AMERICAN DIABETES ASSOCIATION GUIDELINES:

1. A fasting plasma glucose level below 100 mg/dl is considered normal.
2. A fasting plasma glucose level between 100 - 125 mg/dl is considered as glucose intolerant or prediabetic. A fasting and post-prandial blood test (after consumption of 75 gms of glucose) is recommended for all such patients.
3. A fasting plasma glucose level of above 125 mg/dl is highly suggestive of diabetic state. A repeat post-prandial is strongly recommended for all such patients. A fasting plasma glucose level in excess of 125 mg/dl on both occasions is confirmatory for diabetic state.



Chopra

DR.VINAY CHOPRA
 CONSULTANT PATHOLOGIST
 MBBS, MD (PATHOLOGY & MICROBIOLOGY)

Chopra

DR.YUGAM CHOPRA
 CONSULTANT PATHOLOGIST
 MBBS, MD (PATHOLOGY)



TEST PERFORMED AT: KOS DIAGNOSTIC LAB, AMBALA CANTT.

Dr. Vinay Chopra
 MD (Pathology & Microbiology)
 Chairman & Consultant Pathologist

Dr. Yugam Chopra
 MD (Pathology)
 CEO & Consultant Pathologist

NAME	: Mr. VIPAN AGGARWAL	PATIENT ID	: 1658396
AGE/ GENDER	: 62 YRS/MALE	REG. NO./LAB NO.	: 012411020023
COLLECTED BY	: SURJESH	REGISTRATION DATE	: 02/Nov/2024 11:12 AM
REFERRED BY	: CENTRAL PHOENIX CLUB (AMBALA CANTT)	COLLECTION DATE	: 02/Nov/2024 11:56AM
BARCODE NO.	: 01519909	REPORTING DATE	: 02/Nov/2024 12:52PM
CLIENT CODE.	: KOS DIAGNOSTIC LAB		
CLIENT ADDRESS	: 6349/1, NICHOLSON ROAD, AMBALA CANTT		

Test Name	Value	Unit	Biological Reference interval
-----------	-------	------	-------------------------------

ENDOCRINOLOGY

THYROID STIMULATING HORMONE (TSH)

THYROID STIMULATING HORMONE (TSH): SERUM 1.179 μ IU/mL 0.35 - 5.50
 by CMIA (CHEMILUMINESCENT MICROPARTICLE IMMUNOASSAY)

3rd GENERATION, ULTRASENSITIVE

INTERPRETATION:

AGE	REFERENCE RANGE (μ IU/mL)
0 – 5 DAYS	0.70 – 15.20
6 Days – 2 Months	0.70 – 11.00
3 – 11 Months	0.70 – 8.40
1 – 5 Years	0.70 – 7.00
6 – 10 Years	0.60 – 5.50
11 - 15	0.50 – 5.50
> 20 Years (Adults)	0.27 – 5.50
PREGNANCY	
1st Trimester	0.10 - 3.00
2nd Trimester	0.20 - 3.00
3rd Trimester	0.30 - 4.10

NOTE:- TSH levels are subjected to circadian variation, reaching peak levels between 2-4 a.m and at a minimum between 6-10 pm. The variation is of the order of 50 %. Hence time of the day has influence on the measured serum TSH concentration.

USE:- TSH controls biosynthesis and release of thyroid hormones T4 & T3. It is a sensitive measure of thyroid function, especially useful in early or subclinical hypothyroidism, before the patient develops any clinical findings or goitre or any other thyroid function abnormality.

INCREASED LEVELS:

- 1.Primary or untreated hypothyroidism, may vary from 3 times to more than 100 times normal depending on degree of hypofunction.
- 2.Hypothyroid patients receiving insufficient thyroid replacement therapy.
- 3.Hashimotos thyroiditis.
- 4.DRUGS: Amphetamines, Iodine containing agents and dopamine antagonist.
- 5.Neonatal period, increase in 1st 2-3 days of life due to post-natal surge.

DECREASED LEVELS:

- 1.Toxic multi-nodular goitre & Thyroiditis.
- 2.Over replacement of thyroid hormone in treatment of hypothyroidism.
- 3.Autonomously functioning Thyroid adenoma
- 4.Secondary pituitary or hypothalamic hypothyroidism
- 5.Acute psychiatric illness
- 6.Severe dehydration.
- 7.DRUGS: Glucocorticoids, Dopamine, Levodopa, T4 replacement therapy, Anti-thyroid drugs for thyrotoxicosis.



Chopra

DR.VINAY CHOPRA
 CONSULTANT PATHOLOGIST
 MBBS, MD (PATHOLOGY & MICROBIOLOGY)

Chopra

DR.YUGAM CHOPRA
 CONSULTANT PATHOLOGIST
 MBBS, MD (PATHOLOGY)



TEST PERFORMED AT KOS DIAGNOSTIC LAB, AMBALA CANTT.

Dr. Vinay Chopra
MD (Pathology & Microbiology)
Chairman & Consultant Pathologist

Dr. Yugam Chopra
MD (Pathology)
CEO & Consultant Pathologist


NAME	: Mr. VIPAN AGGARWAL	PATIENT ID	: 1658396
AGE/ GENDER	: 62 YRS/MALE	REG. NO./LAB NO.	: 012411020023
COLLECTED BY	: SURJESH	REGISTRATION DATE	: 02/Nov/2024 11:12 AM
REFERRED BY	: CENTRAL PHOENIX CLUB (AMBALA CANTT)	COLLECTION DATE	: 02/Nov/2024 11:56AM
BARCODE NO.	: 01519909	REPORTING DATE	: 02/Nov/2024 12:52PM
CLIENT CODE.	: KOS DIAGNOSTIC LAB		
CLIENT ADDRESS	: 6349/1, NICHOLSON ROAD, AMBALA CANTT		

Test Name	Value	Unit	Biological Reference interval
-----------	-------	------	-------------------------------


8.Pregnancy: 1st and 2nd Trimester

LIMITATIONS:

- 1.TSH may be normal in central hypothyroidism, recent rapid correction of hyperthyroidism or hypothyroidism, pregnancy, phenytoin therapy.
- 2.Autoimmune disorders may produce spurious results.

DR.VINAY CHOPRA
CONSULTANT PATHOLOGIST
MBBS, MD (PATHOLOGY & MICROBIOLOGY)



DR.YUGAM CHOPRA
CONSULTANT PATHOLOGIST
MBBS , MD (PATHOLOGY)



Dr. Vinay Chopra
 MD (Pathology & Microbiology)
 Chairman & Consultant Pathologist

Dr. Yugam Chopra
 MD (Pathology)
 CEO & Consultant Pathologist

NAME	: Mr. VIPAN AGGARWAL	PATIENT ID	: 1658396
AGE/ GENDER	: 62 YRS/MALE	REG. NO./LAB NO.	: 012411020023
COLLECTED BY	: SURJESH	REGISTRATION DATE	: 02/Nov/2024 11:12 AM
REFERRED BY	: CENTRAL PHOENIX CLUB (AMBALA CANTT)	COLLECTION DATE	: 02/Nov/2024 11:56AM
BARCODE NO.	: 01519909	REPORTING DATE	: 02/Nov/2024 12:52PM
CLIENT CODE.	: KOS DIAGNOSTIC LAB		
CLIENT ADDRESS	: 6349/1, NICHOLSON ROAD, AMBALA CANTT		

Test Name	Value	Unit	Biological Reference interval
-----------	-------	------	-------------------------------

TUMOUR MARKER

PROSTATE SPECIFIC ANTIGEN (PSA) - TOTAL

PROSTATE SPECIFIC ANTIGEN (PSA) - TOTAL:	0.24	ng/mL	0.0 - 4.0
--	------	-------	-----------

SERUM

by CLIA (CHEMILUMINESCENCE IMMUNOASSAY)

INTERPRETATION:

NOTE:

1. This is a recommended test for detection of prostate cancer along with Digital Rectal Examination (DRE) in males above 50 years of age.
2. False negative / positive results are observed in patients receiving mouse monoclonal antibodies for diagnosis or therapy
3. PSA levels may appear consistently elevated / depressed due to the interference by heterophilic antibodies & nonspecific protein binding
4. Immediate PSA testing following digital rectal examination, ejaculation, prostatic massage, indwelling catheterization, ultrasonography and needle biopsy of prostate is not recommended as they falsely elevate levels
5. PSA values regardless of levels should not be interpreted as absolute evidence of the presence or absence of disease. All values should be correlated with clinical findings and results of other investigations
6. Sites of Non-prostatic PSA production are breast epithelium, salivary glands, peri-urethral & anal glands, cells of male urethra & breast milk
7. Physiological decrease in PSA level by 18% has been observed in hospitalized / sedentary patients either due to supine position or suspended sexual activity
8. The concentration of PSA in a given specimen, determined with assays from different manufacturers, may not be comparable due to differences in assay methods, calibration, and reagent specificity.

RECOMMENDED TESTING INTERVALS

1. Preoperatively (Baseline)
2. 2-4 Days Post operatively
3. Prior to discharge from hospital
4. Monthly Follow Up if levels are high and showing a rising trend

POST SURGERY	FREQUENCY OF TESTING
1st Year	Every 3 Months
2 nd Year	Every 4 Months
3 rd Year Onwards	Every 6 Months


CLINICAL USE:


1. An aid in the early detection of Prostate cancer when used in conjunction with Digital rectal examination in males more than 50 years of age and in those with two or more affected first degree relatives.
2. Followup and management of Prostate cancer patients.
3. Detect metastatic or persistent disease in patients following surgical or medical treatment of Prostate cancer

INCREASED LEVEL:

1. Prostate cancer
2. Benign Prostatic Hyperplasia
3. Prostatitis
4. Genitourinary infections




DR. VINAY CHOPRA
 CONSULTANT PATHOLOGIST
 MBBS, MD (PATHOLOGY & MICROBIOLOGY)


DR. YUGAM CHOPRA
 CONSULTANT PATHOLOGIST
 MBBS, MD (PATHOLOGY)





KOS Diagnostic Lab
(A Unit of KOS Healthcare)



Dr. Vinay Chopra
MD (Pathology & Microbiology)
Chairman & Consultant Pathologist


Dr. Yugam Chopra
MD (Pathology)
CEO & Consultant Pathologist


NAME	: Mr. VIPAN AGGARWAL	PATIENT ID	: 1658396
AGE/ GENDER	: 62 YRS/MALE	REG. NO./LAB NO.	: 012411020023
COLLECTED BY	: SURJESH	REGISTRATION DATE	: 02/Nov/2024 11:12 AM
REFERRED BY	: CENTRAL PHOENIX CLUB (AMBALA CANTT)	COLLECTION DATE	: 02/Nov/2024 11:56AM
BARCODE NO.	: 01519909	REPORTING DATE	: 02/Nov/2024 12:52PM
CLIENT CODE.	: KOS DIAGNOSTIC LAB		
CLIENT ADDRESS	: 6349/1, NICHOLSON ROAD, AMBALA CANTT		

Test Name	Value	Unit	Biological Reference interval
-----------	-------	------	-------------------------------

*** End Of Report ***




DR.VINAY CHOPRA
CONSULTANT PATHOLOGIST
MBBS, MD (PATHOLOGY & MICROBIOLOGY)


DR.YUGAM CHOPRA
CONSULTANT PATHOLOGIST
MBBS , MD (PATHOLOGY)

