

Dr. Vinay Chopra
 MD (Pathology & Microbiology)
 Chairman & Consultant Pathologist

Dr. Yugam Chopra
 MD (Pathology)
 CEO & Consultant Pathologist

NAME	: Mrs. RUBY AGGARWAL	PATIENT ID	: 1661462
AGE/ GENDER	: 42 YRS/FEMALE	REG. NO./LAB NO.	: 012411050033
COLLECTED BY	: SURJESH	REGISTRATION DATE	: 05/Nov/2024 10:23 AM
REFERRED BY	:	COLLECTION DATE	: 05/Nov/2024 12:14PM
BARCODE NO.	: 01520129	REPORTING DATE	: 05/Nov/2024 01:49PM
CLIENT CODE.	: KOS DIAGNOSTIC LAB		
CLIENT ADDRESS	: 6349/1, NICHOLSON ROAD, AMBALA CANTT		

Test Name	Value	Unit	Biological Reference interval
-----------	-------	------	-------------------------------

CLINICAL PATHOLOGY

URINE ROUTINE & MICROSCOPIC EXAMINATION

PHYSICAL EXAMINATION

QUANTITY RECEIVED	10	ml	
by DIP STICK/REFLECTANCE SPECTROPHOTOMETRY			
COLOUR	AMBER YELLOW		PALE YELLOW
by DIP STICK/REFLECTANCE SPECTROPHOTOMETRY			
TRANSPARANCY	CLEAR		CLEAR
by DIP STICK/REFLECTANCE SPECTROPHOTOMETRY			
SPECIFIC GRAVITY	<=1.005		1.002 - 1.030
by DIP STICK/REFLECTANCE SPECTROPHOTOMETRY			

CHEMICAL EXAMINATION


REACTION	ACIDIC		
by DIP STICK/REFLECTANCE SPECTROPHOTOMETRY			
PROTEIN	Negative		NEGATIVE (-ve)
by DIP STICK/REFLECTANCE SPECTROPHOTOMETRY			
SUGAR	Negative		NEGATIVE (-ve)
by DIP STICK/REFLECTANCE SPECTROPHOTOMETRY			
pH	5.5		5.0 - 7.5
by DIP STICK/REFLECTANCE SPECTROPHOTOMETRY			
BILIRUBIN	Negative		NEGATIVE (-ve)
by DIP STICK/REFLECTANCE SPECTROPHOTOMETRY			
NITRITE	Negative		NEGATIVE (-ve)
by DIP STICK/REFLECTANCE SPECTROPHOTOMETRY			
UROBILINOGEN	Normal	EU/dL	0.2 - 1.0
by DIP STICK/REFLECTANCE SPECTROPHOTOMETRY			
KETONE BODIES	Negative		NEGATIVE (-ve)
by DIP STICK/REFLECTANCE SPECTROPHOTOMETRY			
BLOOD	Negative		NEGATIVE (-ve)
by DIP STICK/REFLECTANCE SPECTROPHOTOMETRY			
ASCORBIC ACID	NEGATIVE (-ve)		NEGATIVE (-ve)
by DIP STICK/REFLECTANCE SPECTROPHOTOMETRY			

MICROSCOPIC EXAMINATION

RED BLOOD CELLS (RBCs)	NEGATIVE (-ve)	/HPF	0 - 3
------------------------	----------------	------	-------




 DR. VINAY CHOPRA
 CONSULTANT PATHOLOGIST
 MBBS, MD (PATHOLOGY & MICROBIOLOGY)


 DR. YUGAM CHOPRA
 CONSULTANT PATHOLOGIST
 MBBS, MD (PATHOLOGY)



Dr. Vinay Chopra
 MD (Pathology & Microbiology)
 Chairman & Consultant Pathologist

Dr. Yugam Chopra
 MD (Pathology)
 CEO & Consultant Pathologist

NAME	: Mrs. RUBY AGGARWAL	PATIENT ID	: 1661462
AGE/ GENDER	: 42 YRS/FEMALE	REG. NO./LAB NO.	: 012411050033
COLLECTED BY	: SURJESH	REGISTRATION DATE	: 05/Nov/2024 10:23 AM
REFERRED BY	:	COLLECTION DATE	: 05/Nov/2024 12:14PM
BARCODE NO.	: 01520129	REPORTING DATE	: 05/Nov/2024 01:49PM
CLIENT CODE.	: KOS DIAGNOSTIC LAB		
CLIENT ADDRESS	: 6349/1, NICHOLSON ROAD, AMBALA CANTT		

Test Name	Value	Unit	Biological Reference interval
by MICROSCOPY ON CENTRIFUGED URINARY SEDIMENT			
PUS CELLS	1-2	/HPF	0 - 5
by MICROSCOPY ON CENTRIFUGED URINARY SEDIMENT			
EPITHELIAL CELLS	2-3	/HPF	ABSENT
by MICROSCOPY ON CENTRIFUGED URINARY SEDIMENT			
CRYSTALS	NEGATIVE (-ve)		NEGATIVE (-ve)
by MICROSCOPY ON CENTRIFUGED URINARY SEDIMENT			
CASTS	NEGATIVE (-ve)		NEGATIVE (-ve)
by MICROSCOPY ON CENTRIFUGED URINARY SEDIMENT			
BACTERIA	NEGATIVE (-ve)		NEGATIVE (-ve)
by MICROSCOPY ON CENTRIFUGED URINARY SEDIMENT			
OTHERS	NEGATIVE (-ve)		NEGATIVE (-ve)
by MICROSCOPY ON CENTRIFUGED URINARY SEDIMENT			
TRICHOMONAS VAGINALIS (PROTOZOA)	ABSENT		ABSENT
by MICROSCOPY ON CENTRIFUGED URINARY SEDIMENT			




 DR.VINAY CHOPRA
 CONSULTANT PATHOLOGIST
 MBBS, MD (PATHOLOGY & MICROBIOLOGY)


 DR.YUGAM CHOPRA
 CONSULTANT PATHOLOGIST
 MBBS, MD (PATHOLOGY)



Dr. Vinay Chopra
 MD (Pathology & Microbiology)
 Chairman & Consultant Pathologist

Dr. Yugam Chopra
 MD (Pathology)
 CEO & Consultant Pathologist

NAME	: Mrs. RUBY AGGARWAL	PATIENT ID	: 1661462
AGE/ GENDER	: 42 YRS/FEMALE	REG. NO./LAB NO.	: 012411050033
COLLECTED BY	: SURJESH	REGISTRATION DATE	: 05/Nov/2024 10:23 AM
REFERRED BY	:	COLLECTION DATE	: 05/Nov/2024 12:14PM
BARCODE NO.	: 01520129	REPORTING DATE	: 07/Nov/2024 04:47PM
CLIENT CODE.	: KOS DIAGNOSTIC LAB		
CLIENT ADDRESS	: 6349/1, NICHOLSON ROAD, AMBALA CANTT		

Test Name	Value	Unit	Biological Reference interval
-----------	-------	------	-------------------------------

MICROBIOLOGY

CULTURE AEROBIC BACTERIA AND ANTIBIOTIC SENSITIVITY: URINE

CULTURE AND SUSCEPTIBILITY: URINE

DATE OF SAMPLE 05-11-2024

SPECIMEN SOURCE URINE

INCUBATION PERIOD 48 HOURS

by AUTOMATED BROTH CULTURE

CULTURE STERILE

by AUTOMATED BROTH CULTURE

ORGANISM NO AEROBIC PYOGENIC ORGANISM GROWN AFTER 48 HOURS OF INCUBATION AT 37°C

by AUTOMATED BROTH CULTURE

AEROBIC SUSCEPTIBILITY: URINE

INTERPRETATION:

1. In urine culture and sensitivity, presence of more than 100,000 organism per mL in midstream sample of urine is considered clinically significant. However in symptomatic patients, a smaller number of bacteria (100 to 10000/mL) may signify infection.
2. Colony count of 100 to 10000/ mL indicate infection, if isolate from specimen obtained by suprapubic aspiration or "in-and-out" catheterization or from patients with indwelling catheters.

SUSCEPTIBILITY:

1. A test interpreted as **SENSITIVE** implies that infection due to isolate may be appropriately treated with the dosage of an antimicrobial agent recommended for that type of infection and infecting species, unless otherwise indicated..
2. A test interpreted as **INTERMEDIATE** implies that the "infection due to the isolate may be appropriately treated in body sites where the drugs are physiologically concentrated or when a high dosage of drug can be used".
3. A test interpreted as **RESISTANT** implies that the "isolates are not inhibited by the usually achievable concentration of the agents with normal dosage, schedule and/or fall in the range where specific microbial resistance mechanism are likely (e.g. beta-lactamases), and clinical efficacy has not been reliable in treatment studies.


CAUTION:


Conditions which can cause a false Negative culture:

1. Patient is on antibiotics. Please repeat culture post therapy.
2. Anaerobic bacterial infection.
3. Fastidious aerobic bacteria which are not able to grow on routine culture media.
4. Besides all these factors, at least in 25-40 % of cases there is no direct correlation between in vivo clinical picture.
5. Renal tuberculosis to be confirmed by AFB studies.

*** End Of Report ***




 DR.VINAY CHOPRA
 CONSULTANT PATHOLOGIST
 MBBS, MD (PATHOLOGY & MICROBIOLOGY)


 DR.YUGAM CHOPRA
 CONSULTANT PATHOLOGIST
 MBBS, MD (PATHOLOGY)

