

Dr. Vinay Chopra  
 MD (Pathology & Microbiology)  
 Chairman & Consultant Pathologist

Dr. Yugam Chopra  
 MD (Pathology)  
 CEO & Consultant Pathologist

**NAME** : Mrs. NEHA  
**AGE/ GENDER** : 28 YRS/FEMALE  
**COLLECTED BY** :  
**REFERRED BY** : LOOMBA HOSPITAL (AMBALA CANTT)  
**BARCODE NO.** : 01520223  
**CLIENT CODE.** : KOS DIAGNOSTIC LAB  
**CLIENT ADDRESS** : 6349/1, NICHOLSON ROAD, AMBALA CANTT

**PATIENT ID** : 1662834  
**REG. NO./LAB NO.** : 012411060035  
**REGISTRATION DATE** : 06/Nov/2024 11:23 AM  
**COLLECTION DATE** : 06/Nov/2024 12:23PM  
**REPORTING DATE** : 06/Nov/2024 02:09PM

Test Name	Value	Unit	Biological Reference interval
-----------	-------	------	-------------------------------

## ENDOCRINOLOGY

### THYROID FUNCTION TEST: TOTAL

TRIODOOTHYRONINE (T3): SERUM by CMIA (CHEMILUMINESCENT MICROPARTICLE IMMUNOASSAY)	2.036 <sup>H</sup>	ng/mL	0.35 - 1.93
THYROXINE (T4): SERUM by CMIA (CHEMILUMINESCENT MICROPARTICLE IMMUNOASSAY)	15.15 <sup>H</sup>	µgm/dL	4.87 - 12.60
THYROID STIMULATING HORMONE (TSH): SERUM by CMIA (CHEMILUMINESCENT MICROPARTICLE IMMUNOASSAY)	2.532	µIU/mL	0.35 - 5.50

3rd GENERATION, ULTRASENSITIVE

#### ADVICE

#### KINDLY CORRELATE CLINICALLY

#### INTERPRETATION:

TSH levels are subject to circadian variation, reaching peak levels between 2-4 a.m and at a minimum between 6-10 pm. The variation is of the order of 50%. Hence time of the day has influence on the measured serum TSH concentrations. TSH stimulates the production and secretion of the metabolically active hormones, thyroxine (T4) and triiodothyronine (T3). Failure at any level of regulation of the hypothalamic-pituitary-thyroid axis will result in either underproduction (hypothyroidism) or overproduction (hyperthyroidism) of T4 and/or T3.


CLINICAL CONDITION	T3	T4	TSH
Primary Hypothyroidism:	Reduced	Reduced	Increased (Significantly)
Subclinical Hypothyroidism:	Normal or Low Normal	Normal or Low Normal	High
Primary Hyperthyroidism:	Increased	Increased	Reduced (at times undetectable)
Subclinical Hyperthyroidism:	Normal or High Normal	Normal or High Normal	Reduced


#### LIMITATIONS:-

1. T3 and T4 circulates in reversibly bound form with Thyroid binding globulins (TBG), and to a lesser extent albumin and Thyroid binding Pre Albumin so conditions in which TBG and protein levels alter such as pregnancy, excess estrogens, androgens, anabolic steroids and glucocorticoids may falsely affect the T3 and T4 levels and may cause false thyroid values for thyroid function tests.
2. Normal levels of T4 can also be seen in Hyperthyroid patients with : T3 Thyrotoxicosis, Decreased binding capacity due to hypoproteinemia or ingestion of certain drugs (e.g.: phenytoin, salicylates).
3. Serum T4 levels in neonates and infants are higher than values in the normal adult, due to the increased concentration of TBG in neonate serum.
4. TSH may be normal in central hypothyroidism, recent rapid correction of hyperthyroidism or hypothyroidism, pregnancy, phenytoin therapy.

TRIODOOTHYRONINE (T3)		THYROXINE (T4)		THYROID STIMULATING HORMONE (TSH)	
Age	Refferance Range (ng/mL)	Age	Refferance Range (µg/dL)	Age	Reference Range (µIU/mL)
0 - 7 Days	0.20 - 2.65	0 - 7 Days	5.90 - 18.58	0 - 7 Days	2.43 - 24.3
7 Days - 3 Months	0.36 - 2.59	7 Days - 3 Months	6.39 - 17.66	7 Days - 3 Months	0.58 - 11.00
3 - 6 Months	0.51 - 2.52	3 - 6 Months	6.75 - 17.04	3 Days - 6 Months	0.70 - 8.40



  
 DR. VINAY CHOPRA  
 CONSULTANT PATHOLOGIST  
 MBBS, MD (PATHOLOGY & MICROBIOLOGY)

  
 DR. YUGAM CHOPRA  
 CONSULTANT PATHOLOGIST  
 MBBS, MD (PATHOLOGY)



**Dr. Vinay Chopra**  
 MD (Pathology & Microbiology)  
 Chairman & Consultant Pathologist

**Dr. Yugam Chopra**  
 MD (Pathology)  
 CEO & Consultant Pathologist

<b>NAME</b>	: Mrs. NEHA	<b>PATIENT ID</b>	: 1662834
<b>AGE/ GENDER</b>	: 28 YRS/FEMALE	<b>REG. NO./LAB NO.</b>	: 012411060035
<b>COLLECTED BY</b>	:	<b>REGISTRATION DATE</b>	: 06/Nov/2024 11:23 AM
<b>REFERRED BY</b>	: LOOMBA HOSPITAL (AMBALA CANTT)	<b>COLLECTION DATE</b>	: 06/Nov/2024 12:23PM
<b>BARCODE NO.</b>	: 01520223	<b>REPORTING DATE</b>	: 06/Nov/2024 02:09PM
<b>CLIENT CODE.</b>	: KOS DIAGNOSTIC LAB		
<b>CLIENT ADDRESS</b>	: 6349/1, NICHOLSON ROAD, AMBALA CANTT		

Test Name	Value	Unit	Biological Reference interval
6 - 12 Months	0.74 - 2.40	6 - 12 Months	7.10 - 16.16
1 - 10 Years	0.92 - 2.28	1 - 10 Years	6.00 - 13.80
11- 19 Years	0.35 - 1.93	11 - 19 Years	4.87- 13.20
> 20 years (Adults)	0.35 - 1.93	> 20 Years (Adults)	4.87 - 12.60
RECOMMENDATIONS OF TSH LEVELS DURING PREGNANCY ( $\mu$ U/mL)			
1st Trimester			0.10 - 2.50
2nd Trimester			0.20 - 3.00
3rd Trimester			0.30 - 4.10

#### INCREASED TSH LEVELS:

- 1.Primary or untreated hypothyroidism may vary from 3 times to more than 100 times normal depending upon degree of hypofunction.
- 2.Hypothyroid patients receiving insufficient thyroid replacement therapy.
- 3.Hashimotos thyroiditis
- 4.DRUGS: Amphetamines, iodine containing agents & dopamine antagonist.
- 5.Neonatal period, increase in 1st 2-3 days of life due to post-natal surge

#### DECREASED TSH LEVELS:

- 1.Toxic multi-nodular goiter & Thyroiditis.
- 2.Over replacement of thyroid hormone in treatment of hypothyroidism.
- 3.Autonomously functioning Thyroid adenoma
- 4.Secondary pituitary or hypothalamic hypothyroidism
- 5.Acute psychiatric illness
- 6.Severe dehydration.
- 7.DRUGS: Glucocorticoids, Dopamine, Levodopa, T4 replacement therapy, Anti-thyroid drugs for thyrotoxicosis.
- 8.Pregnancy: 1st and 2nd Trimester





**DR.VINAY CHOPRA**  
 CONSULTANT PATHOLOGIST  
 MBBS, MD (PATHOLOGY & MICROBIOLOGY)



**DR.YUGAM CHOPRA**  
 CONSULTANT PATHOLOGIST  
 MBBS, MD (PATHOLOGY)



**Dr. Vinay Chopra**  
 MD (Pathology & Microbiology)  
 Chairman & Consultant Pathologist

**Dr. Yugam Chopra**  
 MD (Pathology)  
 CEO & Consultant Pathologist

<b>NAME</b>	: Mrs. NEHA	<b>PATIENT ID</b>	: 1662834
<b>AGE/ GENDER</b>	: 28 YRS/FEMALE	<b>REG. NO./LAB NO.</b>	: 012411060035
<b>COLLECTED BY</b>	:	<b>REGISTRATION DATE</b>	: 06/Nov/2024 11:23 AM
<b>REFERRED BY</b>	: LOOMBA HOSPITAL (AMBALA CANTT)	<b>COLLECTION DATE</b>	: 06/Nov/2024 12:23PM
<b>BARCODE NO.</b>	: 01520223	<b>REPORTING DATE</b>	: 06/Nov/2024 12:29PM
<b>CLIENT CODE.</b>	: KOS DIAGNOSTIC LAB		
<b>CLIENT ADDRESS</b>	: 6349/1, NICHOLSON ROAD, AMBALA CANTT		

Test Name	Value	Unit	Biological Reference interval
-----------	-------	------	-------------------------------

## CLINICAL PATHOLOGY

### URINE ROUTINE & MICROSCOPIC EXAMINATION

#### PHYSICAL EXAMINATION

QUANTITY RECEIVED	10	ml	
by DIP STICK/REFLECTANCE SPECTROPHOTOMETRY			
COLOUR	AMBER YELLOW		PALE YELLOW
by DIP STICK/REFLECTANCE SPECTROPHOTOMETRY			
TRANSPARANCY	HAZY		CLEAR
by DIP STICK/REFLECTANCE SPECTROPHOTOMETRY			
SPECIFIC GRAVITY	1.01		1.002 - 1.030
by DIP STICK/REFLECTANCE SPECTROPHOTOMETRY			

#### CHEMICAL EXAMINATION


REACTION	ACIDIC		
by DIP STICK/REFLECTANCE SPECTROPHOTOMETRY			
PROTEIN	Negative		NEGATIVE (-ve)
by DIP STICK/REFLECTANCE SPECTROPHOTOMETRY			
SUGAR	Negative		NEGATIVE (-ve)
by DIP STICK/REFLECTANCE SPECTROPHOTOMETRY			
pH	6.5		5.0 - 7.5
by DIP STICK/REFLECTANCE SPECTROPHOTOMETRY			
BILIRUBIN	Negative		NEGATIVE (-ve)
by DIP STICK/REFLECTANCE SPECTROPHOTOMETRY			
NITRITE	Negative		NEGATIVE (-ve)
by DIP STICK/REFLECTANCE SPECTROPHOTOMETRY			
UROBILINOGEN	Normal	EU/dL	0.2 - 1.0
by DIP STICK/REFLECTANCE SPECTROPHOTOMETRY			
KETONE BODIES	Negative		NEGATIVE (-ve)
by DIP STICK/REFLECTANCE SPECTROPHOTOMETRY			
BLOOD	Negative		NEGATIVE (-ve)
by DIP STICK/REFLECTANCE SPECTROPHOTOMETRY			
ASCORBIC ACID	NEGATIVE (-ve)		NEGATIVE (-ve)
by DIP STICK/REFLECTANCE SPECTROPHOTOMETRY			

#### MICROSCOPIC EXAMINATION

RED BLOOD CELLS (RBCs)	NEGATIVE (-ve)	/HPF	0 - 3
------------------------	----------------	------	-------



  
**DR. VINAY CHOPRA**  
 CONSULTANT PATHOLOGIST  
 MBBS, MD (PATHOLOGY & MICROBIOLOGY)

  
**DR. YUGAM CHOPRA**  
 CONSULTANT PATHOLOGIST  
 MBBS, MD (PATHOLOGY)



**Dr. Vinay Chopra**  
 MD (Pathology & Microbiology)  
 Chairman & Consultant Pathologist

**Dr. Yugam Chopra**  
 MD (Pathology)  
 CEO & Consultant Pathologist

<b>NAME</b>	: Mrs. NEHA	<b>PATIENT ID</b>	: 1662834
<b>AGE/ GENDER</b>	: 28 YRS/FEMALE	<b>REG. NO./LAB NO.</b>	: 012411060035
<b>COLLECTED BY</b>	:	<b>REGISTRATION DATE</b>	: 06/Nov/2024 11:23 AM
<b>REFERRED BY</b>	: LOOMBA HOSPITAL (AMBALA CANTT)	<b>COLLECTION DATE</b>	: 06/Nov/2024 12:23PM
<b>BARCODE NO.</b>	: 01520223	<b>REPORTING DATE</b>	: 06/Nov/2024 12:29PM
<b>CLIENT CODE.</b>	: KOS DIAGNOSTIC LAB		
<b>CLIENT ADDRESS</b>	: 6349/1, NICHOLSON ROAD, AMBALA CANTT		

Test Name	Value	Unit	Biological Reference interval
by MICROSCOPY ON CENTRIFUGED URINARY SEDIMENT			
PUS CELLS	2-3	/HPF	0 - 5
by MICROSCOPY ON CENTRIFUGED URINARY SEDIMENT			
EPITHELIAL CELLS	8-10	/HPF	ABSENT
by MICROSCOPY ON CENTRIFUGED URINARY SEDIMENT			
CRYSTALS	NEGATIVE (-ve)		NEGATIVE (-ve)
by MICROSCOPY ON CENTRIFUGED URINARY SEDIMENT			
CASTS	NEGATIVE (-ve)		NEGATIVE (-ve)
by MICROSCOPY ON CENTRIFUGED URINARY SEDIMENT			
BACTERIA	NEGATIVE (-ve)		NEGATIVE (-ve)
by MICROSCOPY ON CENTRIFUGED URINARY SEDIMENT			
OTHERS	NEGATIVE (-ve)		NEGATIVE (-ve)
by MICROSCOPY ON CENTRIFUGED URINARY SEDIMENT			
TRICHOMONAS VAGINALIS (PROTOZOA)	ABSENT		ABSENT
by MICROSCOPY ON CENTRIFUGED URINARY SEDIMENT			



  
 DR.VINAY CHOPRA  
 CONSULTANT PATHOLOGIST  
 MBBS, MD (PATHOLOGY & MICROBIOLOGY)

  
 DR.YUGAM CHOPRA  
 CONSULTANT PATHOLOGIST  
 MBBS, MD (PATHOLOGY)





Dr. Vinay Chopra  
 MD (Pathology & Microbiology)  
 Chairman & Consultant Pathologist

Dr. Yugam Chopra  
 MD (Pathology)  
 CEO & Consultant Pathologist

<b>NAME</b>	: Mrs. NEHA	<b>PATIENT ID</b>	: 1662834
<b>AGE/ GENDER</b>	: 28 YRS/FEMALE	<b>REG. NO./LAB NO.</b>	: 012411060035
<b>COLLECTED BY</b>	:	<b>REGISTRATION DATE</b>	: 06/Nov/2024 12:22 PM
<b>REFERRED BY</b>	: LOOMBA HOSPITAL (AMBALA CANTT)	<b>COLLECTION DATE</b>	: 06/Nov/2024 12:23PM
<b>BARCODE NO.</b>	: 01520223	<b>REPORTING DATE</b>	: 08/Nov/2024 05:15PM
<b>CLIENT CODE.</b>	: KOS DIAGNOSTIC LAB		
<b>CLIENT ADDRESS</b>	: 6349/1, NICHOLSON ROAD, AMBALA CANTT		

Test Name	Value	Unit	Biological Reference interval
-----------	-------	------	-------------------------------

## MICROBIOLOGY

### CULTURE AEROBIC BACTERIA AND ANTIBIOTIC SENSITIVITY: SWABS

#### CULTURE AND SUSCEPTIBILITY: SWABS

DATE OF SAMPLE 06-11-2024  
 SPECIMEN SOURCE SWAB  
 INCUBATION PERIOD 48 HOURS  
 CULTURE STERILE

by AUTOMATED BROTH CULTURE

ORGANISM NO AEROBIC PYOGENIC ORGANISM GROWN AFTER 48 HOURS OF  
 INCUBATION AT 37°C

by AUTOMATED BROTH CULTURE

#### AEROBIC SUSCEPTIBILITY: SWABS

#### INTERPRETATION

#### SUSCEPTIBILITY:

1. A test interpreted as **SENSITIVE** implies that infection due to isolate may be appropriately treated with the dosage of an antimicrobial agent recommended for that type of infection and infecting species, unless otherwise indicated.
2. A test interpreted as **INTERMEDIATE** implies that the "Infection due to the isolate may be appropriately treated in body sites where the drugs are physiologically concentrated or when a high dosage of drug can be used".
3. A test interpreted as **RESISTANT** implies that the "isolates are not inhibited by the usually achievable concentration of the agents with normal dosage, schedule and/or fall in the range where specific microbial resistance mechanism are likely (e.g. beta-lactamases), and clinical efficacy has not been reliable in treatment studies.


#### CAUTION:


Conditions which can cause a false Negative culture:

1. Patient is on antibiotics. Please repeat culture post therapy.
2. Anaerobic bacterial infection.
3. Fastidious aerobic bacteria which are not able to grow on routine culture media.
4. Besides all these factors, at least in 25-40 % of cases there is no direct correlation between in vivo clinical picture.
5. Renal tuberculosis to be confirmed by AFB studies.

\*\*\* End Of Report \*\*\*



  
 DR. VINAY CHOPRA  
 CONSULTANT PATHOLOGIST  
 MBBS, MD (PATHOLOGY & MICROBIOLOGY)

  
 DR. YUGAM CHOPRA  
 CONSULTANT PATHOLOGIST  
 MBBS, MD (PATHOLOGY)

