

Dr. Vinay Chopra
 MD (Pathology & Microbiology)
 Chairman & Consultant Pathologist

Dr. Yugam Chopra
 MD (Pathology)
 CEO & Consultant Pathologist

NAME	: Mr. ANSHUL GOEL	PATIENT ID	: 1671650
AGE/ GENDER	: 24 YRS/MALE	REG. NO./LAB NO.	: 012411140016
COLLECTED BY	: SURJESH	REGISTRATION DATE	: 14/Nov/2024 09:53 AM
REFERRED BY	:	COLLECTION DATE	: 14/Nov/2024 10:20AM
BARCODE NO.	: 01520770	REPORTING DATE	: 14/Nov/2024 10:56AM
CLIENT CODE.	: KOS DIAGNOSTIC LAB		
CLIENT ADDRESS	: 6349/1, NICHOLSON ROAD, AMBALA CANTT		

Test Name	Value	Unit	Biological Reference interval
-----------	-------	------	-------------------------------

HAEMATOTOLOGY

COMPLETE BLOOD COUNT (CBC)

RED BLOOD CELLS (RBCS) COUNT AND INDICES


HAEMOGLOBIN (HB) <i>by CALORIMETRIC</i>	14.6	gm/dL	12.0 - 17.0
RED BLOOD CELL (RBC) COUNT <i>by HYDRO DYNAMIC FOCUSING, ELECTRICAL IMPEDENCE</i>	6.57 ^H	Millions/cmm	3.50 - 5.00
PACKED CELL VOLUME (PCV) <i>by CALCULATED BY AUTOMATED HEMATOLOGY ANALYZER</i>	47.5	%	40.0 - 54.0
MEAN CORPUSCULAR VOLUME (MCV) <i>by CALCULATED BY AUTOMATED HEMATOLOGY ANALYZER</i>	72.3 ^L	fL	80.0 - 100.0
MEAN CORPUSCULAR HAEMOGLOBIN (MCH) <i>by CALCULATED BY AUTOMATED HEMATOLOGY ANALYZER</i>	22.2 ^L	pg	27.0 - 34.0
MEAN CORPUSCULAR HEMOGLOBIN CONC. (MCHC) <i>by CALCULATED BY AUTOMATED HEMATOLOGY ANALYZER</i>	30.7 ^L	g/dL	32.0 - 36.0
RED CELL DISTRIBUTION WIDTH (RDW-CV) <i>by CALCULATED BY AUTOMATED HEMATOLOGY ANALYZER</i>	14.6	%	11.00 - 16.00
RED CELL DISTRIBUTION WIDTH (RDW-SD) <i>by CALCULATED BY AUTOMATED HEMATOLOGY ANALYZER</i>	39.9	fL	35.0 - 56.0
MENTZERS INDEX <i>by CALCULATED</i>	11	RATIO	BETA THALASSEMIA TRAIT: < 13.0 IRON DEFICIENCY ANEMIA: >13.0
GREEN & KING INDEX <i>by CALCULATED</i>	16.05	RATIO	BETA THALASSEMIA TRAIT: <= 65.0 IRON DEFICIENCY ANEMIA: > 65.0

WHITE BLOOD CELLS (WBCS)

TOTAL LEUCOCYTE COUNT (TLC) <i>by FLOW CYTOMETRY BY SF CUBE & MICROSCOPY</i>	1800 ^L	/cmm	4000 - 11000
NUCLEATED RED BLOOD CELLS (nRBCS) <i>by AUTOMATED 6 PART HEMATOLOGY ANALYZER</i>	NIL		0.00 - 20.00
NUCLEATED RED BLOOD CELLS (nRBCS) % <i>by CALCULATED BY AUTOMATED HEMATOLOGY ANALYZER</i>	NIL	%	< 10 %




 DR. VINAY CHOPRA
 CONSULTANT PATHOLOGIST
 MBBS, MD (PATHOLOGY & MICROBIOLOGY)


 DR. YUGAM CHOPRA
 CONSULTANT PATHOLOGIST
 MBBS, MD (PATHOLOGY)



Dr. Vinay Chopra
 MD (Pathology & Microbiology)
 Chairman & Consultant Pathologist

Dr. Yugam Chopra
 MD (Pathology)
 CEO & Consultant Pathologist

NAME	: Mr. ANSHUL GOEL	PATIENT ID	: 1671650
AGE/ GENDER	: 24 YRS/MALE	REG. NO./LAB NO.	: 012411140016
COLLECTED BY	: SURJESH	REGISTRATION DATE	: 14/Nov/2024 09:53 AM
REFERRED BY	:	COLLECTION DATE	: 14/Nov/2024 10:20AM
BARCODE NO.	: 01520770	REPORTING DATE	: 14/Nov/2024 10:56AM
CLIENT CODE.	: KOS DIAGNOSTIC LAB		
CLIENT ADDRESS	: 6349/1, NICHOLSON ROAD, AMBALA CANTT		

Test Name	Value	Unit	Biological Reference interval
<u>DIFFERENTIAL LEUCOCYTE COUNT (DLC)</u>			
NEUTROPHILS <i>by FLOW CYTOMETRY BY SF CUBE & MICROSCOPY</i>	41 ^L	%	50 - 70
LYMPHOCYTES <i>by FLOW CYTOMETRY BY SF CUBE & MICROSCOPY</i>	48 ^H	%	20 - 40
EOSINOPHILS <i>by FLOW CYTOMETRY BY SF CUBE & MICROSCOPY</i>	1	%	1 - 6
MONOCYTES <i>by FLOW CYTOMETRY BY SF CUBE & MICROSCOPY</i>	10	%	2 - 12
BASOPHILS <i>by FLOW CYTOMETRY BY SF CUBE & MICROSCOPY</i>	0	%	0 - 1
<u>ABSOLUTE LEUKOCYTES (WBC) COUNT</u>			
ABSOLUTE NEUTROPHIL COUNT <i>by FLOW CYTOMETRY BY SF CUBE & MICROSCOPY</i>	738 ^L	/cmm	2000 - 7500
ABSOLUTE LYMPHOCYTE COUNT <i>by FLOW CYTOMETRY BY SF CUBE & MICROSCOPY</i>	864	/cmm	800 - 4900
ABSOLUTE EOSINOPHIL COUNT <i>by FLOW CYTOMETRY BY SF CUBE & MICROSCOPY</i>	18 ^L	/cmm	40 - 440
ABSOLUTE MONOCYTE COUNT <i>by FLOW CYTOMETRY BY SF CUBE & MICROSCOPY</i>	180	/cmm	80 - 880
ABSOLUTE BASOPHIL COUNT <i>by FLOW CYTOMETRY BY SF CUBE & MICROSCOPY</i>	0	/cmm	0 - 110
ABSOLUTE IMMATURE GRANULOCYTE COUNT <i>by FLOW CYTOMETRY BY SF CUBE & MICROSCOPY</i>	0	/cmm	0.0 - 999.0
<u>PLATELETS AND OTHER PLATELET PREDICTIVE MARKERS.</u>			
PLATELET COUNT (PLT) <i>by HYDRO DYNAMIC FOCUSING, ELECTRICAL IMPEDENCE</i>	106000 ^L	/cmm	150000 - 450000
PLATELETCRIT (PCT) <i>by HYDRO DYNAMIC FOCUSING, ELECTRICAL IMPEDENCE</i>	0.13	%	0.10 - 0.36
MEAN PLATELET VOLUME (MPV) <i>by HYDRO DYNAMIC FOCUSING, ELECTRICAL IMPEDENCE</i>	14 ^H	fL	6.50 - 12.0
PLATELET LARGE CELL COUNT (P-LCC) <i>by HYDRO DYNAMIC FOCUSING, ELECTRICAL IMPEDENCE</i>	54000	/cmm	30000 - 90000
PLATELET LARGE CELL RATIO (P-LCR) <i>by HYDRO DYNAMIC FOCUSING, ELECTRICAL IMPEDENCE</i>	56.1 ^H	%	11.0 - 45.0
PLATELET DISTRIBUTION WIDTH (PDW) <i>by HYDRO DYNAMIC FOCUSING, ELECTRICAL IMPEDENCE</i>	15.7	%	15.0 - 17.0




DR. VINAY CHOPRA
 CONSULTANT PATHOLOGIST
 MBBS, MD (PATHOLOGY & MICROBIOLOGY)


DR. YUGAM CHOPRA
 CONSULTANT PATHOLOGIST
 MBBS, MD (PATHOLOGY)



Dr. Vinay Chopra
 MD (Pathology & Microbiology)
 Chairman & Consultant Pathologist

Dr. Yugam Chopra
 MD (Pathology)
 CEO & Consultant Pathologist

NAME	: Mr. ANSHUL GOEL	PATIENT ID	: 1671650
AGE/ GENDER	: 24 YRS/MALE	REG. NO./LAB NO.	: 012411140016
COLLECTED BY	: SURJESH	REGISTRATION DATE	: 14/Nov/2024 09:53 AM
REFERRED BY	:	COLLECTION DATE	: 14/Nov/2024 10:20AM
BARCODE NO.	: 01520770	REPORTING DATE	: 14/Nov/2024 10:56AM
CLIENT CODE.	: KOS DIAGNOSTIC LAB		
CLIENT ADDRESS	: 6349/1, NICHOLSON ROAD, AMBALA CANTT		

Test Name	Value	Unit	Biological Reference interval
-----------	-------	------	-------------------------------

ADVICE


KINDLY CORRELATE CLINICALLY


NOTE: TEST CONDUCTED ON EDTA WHOLE BLOOD

RECHECKED.

*** End Of Report ***




 DR.VINAY CHOPRA
 CONSULTANT PATHOLOGIST
 MBBS, MD (PATHOLOGY & MICROBIOLOGY)


 DR.YUGAM CHOPRA
 CONSULTANT PATHOLOGIST
 MBBS, MD (PATHOLOGY)

