

Dr. Vinay Chopra
 MD (Pathology & Microbiology)
 Chairman & Consultant Pathologist

Dr. Yugam Chopra
 MD (Pathology)
 CEO & Consultant Pathologist

NAME	: Mr. RAHUL	PATIENT ID	: 1674380
AGE/ GENDER	: 25 YRS/MALE	REG. NO./LAB NO.	: 012411170031
COLLECTED BY	:	REGISTRATION DATE	: 17/Nov/2024 11:30 AM
REFERRED BY	:	COLLECTION DATE	: 17/Nov/2024 11:31AM
BARCODE NO.	: 01520974	REPORTING DATE	: 17/Nov/2024 11:42AM
CLIENT CODE.	: KOS DIAGNOSTIC LAB		
CLIENT ADDRESS	: 6349/1, NICHOLSON ROAD, AMBALA CANTT		

Test Name	Value	Unit	Biological Reference interval
-----------	-------	------	-------------------------------

HAEMATOLOGY

COMPLETE BLOOD COUNT (CBC)


RED BLOOD CELLS (RBCS) COUNT AND INDICES


HAEMOGLOBIN (HB) <i>by CALORIMETRIC</i>	16.6	gm/dL	12.0 - 17.0
RED BLOOD CELL (RBC) COUNT <i>by HYDRO DYNAMIC FOCUSING, ELECTRICAL IMPEDENCE</i>	6.07 ^H	Millions/cmm	3.50 - 5.00
PACKED CELL VOLUME (PCV) <i>by CALCULATED BY AUTOMATED HEMATOLOGY ANALYZER</i>	51.3	%	40.0 - 54.0
MEAN CORPUSCULAR VOLUME (MCV) <i>by CALCULATED BY AUTOMATED HEMATOLOGY ANALYZER</i>	84.6	fL	80.0 - 100.0
MEAN CORPUSCULAR HAEMOGLOBIN (MCH) <i>by CALCULATED BY AUTOMATED HEMATOLOGY ANALYZER</i>	27.4	pg	27.0 - 34.0
MEAN CORPUSCULAR HEMOGLOBIN CONC. (MCHC) <i>by CALCULATED BY AUTOMATED HEMATOLOGY ANALYZER</i>	32.4	g/dL	32.0 - 36.0
RED CELL DISTRIBUTION WIDTH (RDW-CV) <i>by CALCULATED BY AUTOMATED HEMATOLOGY ANALYZER</i>	14.7	%	11.00 - 16.00
RED CELL DISTRIBUTION WIDTH (RDW-SD) <i>by CALCULATED BY AUTOMATED HEMATOLOGY ANALYZER</i>	46.7	fL	35.0 - 56.0
MENTZERS INDEX <i>by CALCULATED</i>	13.94	RATIO	BETA THALASSEMIA TRAIT: < 13.0 IRON DEFICIENCY ANEMIA: >13.0
GREEN & KING INDEX <i>by CALCULATED</i>	20.53	RATIO	BETA THALASSEMIA TRAIT:<= 65.0 IRON DEFICIENCY ANEMIA: > 65.0

WHITE BLOOD CELLS (WBCS)

TOTAL LEUCOCYTE COUNT (TLC) <i>by FLOW CYTOMETRY BY SF CUBE & MICROSCOPY</i>	13660 ^H	/cmm	4000 - 11000
NUCLEATED RED BLOOD CELLS (nRBCS) <i>by AUTOMATED 6 PART HEMATOLOGY ANALYZER</i>	NIL		0.00 - 20.00
NUCLEATED RED BLOOD CELLS (nRBCS) % <i>by CALCULATED BY AUTOMATED HEMATOLOGY ANALYZER</i>	NIL	%	< 10 %




 DR.VINAY CHOPRA
 CONSULTANT PATHOLOGIST
 MBBS, MD (PATHOLOGY & MICROBIOLOGY)


 DR.YUGAM CHOPRA
 CONSULTANT PATHOLOGIST
 MBBS, MD (PATHOLOGY)



Dr. Vinay Chopra
 MD (Pathology & Microbiology)
 Chairman & Consultant Pathologist


Dr. Yugam Chopra
 MD (Pathology)
 CEO & Consultant Pathologist


NAME	: Mr. RAHUL	PATIENT ID	: 1674380
AGE/ GENDER	: 25 YRS/MALE	REG. NO./LAB NO.	: 012411170031
COLLECTED BY	:	REGISTRATION DATE	: 17/Nov/2024 11:30 AM
REFERRED BY	:	COLLECTION DATE	: 17/Nov/2024 11:31AM
BARCODE NO.	: 01520974	REPORTING DATE	: 17/Nov/2024 11:42AM
CLIENT CODE.	: KOS DIAGNOSTIC LAB		
CLIENT ADDRESS	: 6349/1, NICHOLSON ROAD, AMBALA CANTT		

Test Name	Value	Unit	Biological Reference interval
<u>DIFFERENTIAL LEUCOCYTE COUNT (DLC)</u>			
NEUTROPHILS <i>by FLOW CYTOMETRY BY SF CUBE & MICROSCOPY</i>	73 ^H	%	50 - 70
LYMPHOCYTES <i>by FLOW CYTOMETRY BY SF CUBE & MICROSCOPY</i>	17 ^L	%	20 - 40
EOSINOPHILS <i>by FLOW CYTOMETRY BY SF CUBE & MICROSCOPY</i>	6	%	1 - 6
MONOCYTES <i>by FLOW CYTOMETRY BY SF CUBE & MICROSCOPY</i>	4	%	2 - 12
BASOPHILS <i>by FLOW CYTOMETRY BY SF CUBE & MICROSCOPY</i>	0	%	0 - 1
<u>ABSOLUTE LEUKOCYTES (WBC) COUNT</u>			
ABSOLUTE NEUTROPHIL COUNT <i>by FLOW CYTOMETRY BY SF CUBE & MICROSCOPY</i>	9972 ^H	/cmm	2000 - 7500
ABSOLUTE LYMPHOCYTE COUNT <i>by FLOW CYTOMETRY BY SF CUBE & MICROSCOPY</i>	2322	/cmm	800 - 4900
ABSOLUTE EOSINOPHIL COUNT <i>by FLOW CYTOMETRY BY SF CUBE & MICROSCOPY</i>	820 ^H	/cmm	40 - 440
ABSOLUTE MONOCYTE COUNT <i>by FLOW CYTOMETRY BY SF CUBE & MICROSCOPY</i>	546	/cmm	80 - 880
ABSOLUTE BASOPHIL COUNT <i>by FLOW CYTOMETRY BY SF CUBE & MICROSCOPY</i>	0	/cmm	0 - 110
<u>PLATELETS AND OTHER PLATELET PREDICTIVE MARKERS.</u>			
PLATELET COUNT (PLT) <i>by HYDRO DYNAMIC FOCUSING, ELECTRICAL IMPEDENCE</i>	294000	/cmm	150000 - 450000
PLATELETCRIT (PCT) <i>by HYDRO DYNAMIC FOCUSING, ELECTRICAL IMPEDENCE</i>	0.33	%	0.10 - 0.36
MEAN PLATELET VOLUME (MPV) <i>by HYDRO DYNAMIC FOCUSING, ELECTRICAL IMPEDENCE</i>	11	fL	6.50 - 12.0
PLATELET LARGE CELL COUNT (P-LCC) <i>by HYDRO DYNAMIC FOCUSING, ELECTRICAL IMPEDENCE</i>	105000 ^H	/cmm	30000 - 90000
PLATELET LARGE CELL RATIO (P-LCR) <i>by HYDRO DYNAMIC FOCUSING, ELECTRICAL IMPEDENCE</i>	35.7	%	11.0 - 45.0
PLATELET DISTRIBUTION WIDTH (PDW) <i>by HYDRO DYNAMIC FOCUSING, ELECTRICAL IMPEDENCE</i>	16.9	%	15.0 - 17.0

NOTE: TEST CONDUCTED ON EDTA WHOLE BLOOD




 DR.VINAY CHOPRA
 CONSULTANT PATHOLOGIST
 MBBS, MD (PATHOLOGY & MICROBIOLOGY)


 DR.YUGAM CHOPRA
 CONSULTANT PATHOLOGIST
 MBBS, MD (PATHOLOGY)



Dr. Vinay Chopra
 MD (Pathology & Microbiology)
 Chairman & Consultant Pathologist

Dr. Yugam Chopra
 MD (Pathology)
 CEO & Consultant Pathologist

NAME	: Mr. RAHUL	PATIENT ID	: 1674380
AGE/ GENDER	: 25 YRS/MALE	REG. NO./LAB NO.	: 012411170031
COLLECTED BY	:	REGISTRATION DATE	: 17/Nov/2024 11:30 AM
REFERRED BY	:	COLLECTION DATE	: 17/Nov/2024 11:31AM
BARCODE NO.	: 01520974	REPORTING DATE	: 17/Nov/2024 11:42AM
CLIENT CODE.	: KOS DIAGNOSTIC LAB		
CLIENT ADDRESS	: 6349/1, NICHOLSON ROAD, AMBALA CANTT		

Test Name	Value	Unit	Biological Reference interval
-----------	-------	------	-------------------------------




 DR.VINAY CHOPRA
 CONSULTANT PATHOLOGIST
 MBBS, MD (PATHOLOGY & MICROBIOLOGY)


 DR.YUGAM CHOPRA
 CONSULTANT PATHOLOGIST
 MBBS, MD (PATHOLOGY)



Dr. Vinay Chopra
 MD (Pathology & Microbiology)
 Chairman & Consultant Pathologist

Dr. Yugam Chopra
 MD (Pathology)
 CEO & Consultant Pathologist

NAME	: Mr. RAHUL	PATIENT ID	: 1674380
AGE/ GENDER	: 25 YRS/MALE	REG. NO./LAB NO.	: 012411170031
COLLECTED BY	:	REGISTRATION DATE	: 17/Nov/2024 11:30 AM
REFERRED BY	:	COLLECTION DATE	: 17/Nov/2024 11:31AM
BARCODE NO.	: 01520974	REPORTING DATE	: 17/Nov/2024 11:43AM
CLIENT CODE.	: KOS DIAGNOSTIC LAB		
CLIENT ADDRESS	: 6349/1, NICHOLSON ROAD, AMBALA CANTT		

Test Name	Value	Unit	Biological Reference interval
-----------	-------	------	-------------------------------

IMMUNOPATHOLOGY/SEROLOGY WIDAL SLIDE AGGLUTINATION TEST

SALMONELLA TYPHI O by SLIDE AGGLUTINATION	1 : 40	TITRE	1 : 80
SALMONELLA TYPHI H by SLIDE AGGLUTINATION	1 : 20	TITRE	1 : 160
SALMONELLA PARATYPHI AH by SLIDE AGGLUTINATION	NIL	TITRE	1 : 160
SALMONELLA PARATYPHI BH by SLIDE AGGLUTINATION	NIL	TITRE	1 : 160

INTERPRETATION:

1. Titres of 1:80 or more for "O" agglutinin is considered significant.
2. Titres of 1:160 or more for "H" agglutinin is considered significant.

LIMITATIONS:

1. Agglutinins usually appear by 5th to 6th day of illness of enteric fever, hence a negative result in early stage is inconclusive. The titre then rises till 3rd or 4th week, after which it declines gradually.
2. Lower titres may be found in normal individuals.
3. A single positive result has less significance than the rising agglutination titre, since demonstration of rising titre four or more in 1st and 3rd week is considered as a definite evidence of infection.
4. A simultaneous rise in H agglutinins is suggestive of paratyphoid infection.

NOTE:

1. Individuals with prior infection or immunization with TAB vaccine may develop an ANAMNESTIC RESPONSE (False-Positive) during an unrelated fever i.e High titres of antibodies to various antigens. This may be differentiated by repetition of the test after a week.
2. The anamnestic response shows only a transient rise, while in enteric fever rise is sustained.
3. H agglutinins tend to persist for many months after vaccination but O agglutinins tend to disappear sooner i.e within 6 months. Therefore rise in O agglutinins indicate recent infection.

*** End Of Report ***




 DR. VINAY CHOPRA

CONSULTANT PATHOLOGIST
 MBBS, MD (PATHOLOGY & MICROBIOLOGY)


 DR. YUGAM CHOPRA

CONSULTANT PATHOLOGIST
 MBBS, MD (PATHOLOGY)

