

Dr. Vinay Chopra
 MD (Pathology & Microbiology)
 Chairman & Consultant Pathologist

Dr. Yugam Chopra
 MD (Pathology)
 CEO & Consultant Pathologist

NAME	: Ms. VAISHALI	PATIENT ID	: 1680201
AGE/ GENDER	: 30 YRS/FEMALE	REG. NO./LAB NO.	: 012411230052
COLLECTED BY	:	REGISTRATION DATE	: 23/Nov/2024 02:10 PM
REFERRED BY	:	COLLECTION DATE	: 23/Nov/2024 02:12PM
BARCODE NO.	: 01521326	REPORTING DATE	: 23/Nov/2024 02:47PM
CLIENT CODE.	: KOS DIAGNOSTIC LAB		
CLIENT ADDRESS	: 6349/1, NICHOLSON ROAD, AMBALA CANTT		

Test Name	Value	Unit	Biological Reference interval
-----------	-------	------	-------------------------------

HAEMATOLOGY

HAEMOGLOBIN (HB)

HAEMOGLOBIN (HB)	8.7 ^L	gm/dL	12.0 - 16.0
------------------	------------------	-------	-------------

by CALORIMETRIC

INTERPRETATION:-

Hemoglobin is the protein molecule in red blood cells that carries oxygen from the lungs to the body's tissues and returns carbon dioxide from the tissues back to the lungs.

A low hemoglobin level is referred to as ANEMIA or low red blood count.

ANEMIA (DECREASED HAEMOGLOBIN):

- 1) Loss of blood (traumatic injury, surgery, bleeding, colon cancer or stomach ulcer)
- 2) Nutritional deficiency (iron, vitamin B12, folate)
- 3) Bone marrow problems (replacement of bone marrow by cancer)
- 4) Suppression by red blood cell synthesis by chemotherapy drugs
- 5) Kidney failure
- 6) Abnormal hemoglobin structure (sickle cell anemia or thalassemia).


POLYCYTHEMIA (INCREASED HAEMOGLOBIN):


- 1) People in higher altitudes (Physiological)
- 2) Smoking (Secondary Polycythemia)
- 3) Dehydration produces a falsely rise in hemoglobin due to increased haemoconcentration
- 4) Advanced lung disease (for example, emphysema)
- 5) Certain tumors
- 6) A disorder of the bone marrow known as polycythemia rubra vera,
- 7) Abuse of the drug erythropoietin (Epogen) by athletes for blood doping purposes (increasing the amount of oxygen available to the body by chemically raising the production of red blood cells).

NOTE: TEST CONDUCTED ON EDTA WHOLE BLOOD

RECHECKED.




DR.VINAY CHOPRA
 CONSULTANT PATHOLOGIST
 MBBS, MD (PATHOLOGY & MICROBIOLOGY)


DR.YUGAM CHOPRA
 CONSULTANT PATHOLOGIST
 MBBS, MD (PATHOLOGY)



Dr. Vinay Chopra
MD (Pathology & Microbiology)
Chairman & Consultant Pathologist

Dr. Yugam Chopra
MD (Pathology)
CEO & Consultant Pathologist

NAME : Ms. VAISHALI
AGE/ GENDER : 30 YRS/FEMALE
COLLECTED BY :
REFERRED BY :
BARCODE NO. : 01521326
CLIENT CODE. : KOS DIAGNOSTIC LAB
CLIENT ADDRESS : 6349/1, NICHOLSON ROAD, AMBALA CANTT

PATIENT ID : 1680201
REG. NO./LAB NO. : 012411230052
REGISTRATION DATE : 23/Nov/2024 02:10 PM
COLLECTION DATE : 23/Nov/2024 02:12PM
REPORTING DATE : 23/Nov/2024 02:47PM

Test Name	Value	Unit	Biological Reference interval
-----------	-------	------	-------------------------------

PLATELET COUNT (P/C)


PLATELET COUNT (PLT) **49000^L** /cmm 150000 - 450000
by HYDRO DYNAMIC FOCUSING, ELECTRICAL IMPEDENCE & MICROSCOPY


ADVICE **KINDLY CORRELATE CLINICALLY**
NOTE: TEST CONDUCTED ON EDTA WHOLE BLOOD

RECHECKED.

*** End Of Report ***




DR.VINAY CHOPRA
CONSULTANT PATHOLOGIST
MBBS, MD (PATHOLOGY & MICROBIOLOGY)


DR.YUGAM CHOPRA
CONSULTANT PATHOLOGIST
MBBS, MD (PATHOLOGY)

