

Dr. Vinay Chopra  
 MD (Pathology & Microbiology)  
 Chairman & Consultant Pathologist

Dr. Yugam Chopra  
 MD (Pathology)  
 CEO & Consultant Pathologist

<b>NAME</b>	: Mrs. SARITA SURI	<b>PATIENT ID</b>	: 1680811
<b>AGE/ GENDER</b>	: 54 YRS/FEMALE	<b>REG. NO./LAB NO.</b>	: 012411240020
<b>COLLECTED BY</b>	: SURJESH	<b>REGISTRATION DATE</b>	: 24/Nov/2024 10:34 AM
<b>REFERRED BY</b>	:	<b>COLLECTION DATE</b>	: 24/Nov/2024 10:59AM
<b>BARCODE NO.</b>	: 01521353	<b>REPORTING DATE</b>	: 24/Nov/2024 03:40PM
<b>CLIENT CODE.</b>	: KOS DIAGNOSTIC LAB		
<b>CLIENT ADDRESS</b>	: 6349/1, NICHOLSON ROAD, AMBALA CANTT		

Test Name	Value	Unit	Biological Reference interval
-----------	-------	------	-------------------------------

### HAEMATOLOGY

#### GLYCOSYLATED HAEMOGLOBIN (HBA1C)

GLYCOSYLATED HAEMOGLOBIN (HbA1c): WHOLE BLOOD <i>by HPLC (HIGH PERFORMANCE LIQUID CHROMATOGRAPHY)</i>	<b>7.1<sup>H</sup></b>	%	4.0 - 6.4
ESTIMATED AVERAGE PLASMA GLUCOSE <i>by HPLC (HIGH PERFORMANCE LIQUID CHROMATOGRAPHY)</i>	<b>157.07<sup>H</sup></b>	mg/dL	60.00 - 140.00

#### INTERPRETATION:


##### AS PER AMERICAN DIABETES ASSOCIATION (ADA):


REFERENCE GROUP	GLYCOSYLATED HEMOGLOBIN (HBA1C) in %
Non diabetic Adults >= 18 years	<5.7
At Risk (Prediabetes)	5.7 – 6.4
Diagnosing Diabetes	>= 6.5
Therapeutic goals for glycemic control	<b>Age &gt; 19 Years</b>
	Goals of Therapy: < 7.0
	Actions Suggested: >8.0
	<b>Age &lt; 19 Years</b>
	Goal of therapy: <7.5

#### COMMENTS:

- Glycosylated hemoglobin (HbA1c) test is three monthly monitoring done to assess compliance with therapeutic regimen in diabetic patients.
- Since Hb1c reflects long term fluctuations in blood glucose concentration, a diabetic patient who has recently under good control may still have high concentration of HbA1c. Converse is true for a diabetic previously under good control but now poorly controlled.
- Target goals of < 7.0 % may be beneficial in patients with short duration of diabetes, long life expectancy and no significant cardiovascular disease. In patients with significant complications of diabetes, limited life expectancy or extensive co-morbid conditions, targeting a goal of < 7.0% may not be appropriate.
- High HbA1c (>9.0 -9.5 %) is strongly associated with risk of development and rapid progression of microvascular and nerve complications
- Any condition that shortens RBC life span like acute blood loss, hemolytic anemia falsely lowers HbA1c results.
- HbA1c results from patients with HbSS, HbSC and HbD must be interpreted with caution, given the pathological processes including anemia, increased red cell turnover, and transfusion requirement that adversely impact HbA1c as a marker of long-term glycemic control.
- Specimens from patients with polycythemia or post-splenectomy may exhibit increase in HbA1c values due to a somewhat longer life span of the red cells.



  
 DR. VINAY CHOPRA  
 CONSULTANT PATHOLOGIST  
 MBBS, MD (PATHOLOGY & MICROBIOLOGY)

  
 DR. YUGAM CHOPRA  
 CONSULTANT PATHOLOGIST  
 MBBS, MD (PATHOLOGY)



Dr. Vinay Chopra  
 MD (Pathology & Microbiology)  
 Chairman & Consultant Pathologist

Dr. Yugam Chopra  
 MD (Pathology)  
 CEO & Consultant Pathologist

<b>NAME</b>	: Mrs. SARITA SURI	<b>PATIENT ID</b>	: 1680811
<b>AGE/ GENDER</b>	: 54 YRS/FEMALE	<b>REG. NO./LAB NO.</b>	: 012411240020
<b>COLLECTED BY</b>	: SURJESH	<b>REGISTRATION DATE</b>	: 24/Nov/2024 10:34 AM
<b>REFERRED BY</b>	:	<b>COLLECTION DATE</b>	: 24/Nov/2024 10:59AM
<b>BARCODE NO.</b>	: 01521353	<b>REPORTING DATE</b>	: 24/Nov/2024 12:10PM
<b>CLIENT CODE.</b>	: KOS DIAGNOSTIC LAB		
<b>CLIENT ADDRESS</b>	: 6349/1, NICHOLSON ROAD, AMBALA CANTT		

Test Name	Value	Unit	Biological Reference interval
-----------	-------	------	-------------------------------

## CLINICAL CHEMISTRY/BIOCHEMISTRY

### GLUCOSE FASTING (F)

GLUCOSE FASTING (F): PLASMA by GLUCOSE OXIDASE - PEROXIDASE (GOD-POD)	<b>106.18<sup>H</sup></b>	mg/dL	NORMAL: < 100.0 PREDIABETIC: 100.0 - 125.0 DIABETIC: > OR = 126.0
--	---------------------------	-------	---

#### INTERPRETATION

##### IN ACCORDANCE WITH AMERICAN DIABETES ASSOCIATION GUIDELINES:

1. A fasting plasma glucose level below 100 mg/dl is considered normal.
2. A fasting plasma glucose level between 100 - 125 mg/dl is considered as glucose intolerant or prediabetic. A fasting and post-prandial blood test (after consumption of 75 gms of glucose) is recommended for all such patients.
3. A fasting plasma glucose level of above 125 mg/dl is highly suggestive of diabetic state. A repeat post-prandial is strongly recommended for all such patients. A fasting plasma glucose level in excess of 125 mg/dl on both occasions is confirmatory for diabetic state.



  
 DR.VINAY CHOPRA  
 CONSULTANT PATHOLOGIST  
 MBBS, MD (PATHOLOGY & MICROBIOLOGY)

  
 DR.YUGAM CHOPRA  
 CONSULTANT PATHOLOGIST  
 MBBS, MD (PATHOLOGY)



**Dr. Vinay Chopra**  
 MD (Pathology & Microbiology)  
 Chairman & Consultant Pathologist

**Dr. Yugam Chopra**  
 MD (Pathology)  
 CEO & Consultant Pathologist

<b>NAME</b>	: Mrs. SARITA SURI	<b>PATIENT ID</b>	: 1680811
<b>AGE/ GENDER</b>	: 54 YRS/FEMALE	<b>REG. NO./LAB NO.</b>	: 012411240020
<b>COLLECTED BY</b>	: SURJESH	<b>REGISTRATION DATE</b>	: 24/Nov/2024 10:34 AM
<b>REFERRED BY</b>	:	<b>COLLECTION DATE</b>	: 24/Nov/2024 10:59AM
<b>BARCODE NO.</b>	: 01521353	<b>REPORTING DATE</b>	: 24/Nov/2024 12:10PM
<b>CLIENT CODE.</b>	: KOS DIAGNOSTIC LAB		
<b>CLIENT ADDRESS</b>	: 6349/1, NICHOLSON ROAD, AMBALA CANTT		

Test Name	Value	Unit	Biological Reference interval
-----------	-------	------	-------------------------------

## ENDOCRINOLOGY

### THYROID STIMULATING HORMONE (TSH)

THYROID STIMULATING HORMONE (TSH): SERUM **0.114<sup>L</sup>**  $\mu$ IU/mL 0.35 - 5.50

by CMIA (CHEMILUMINESCENT MICROPARTICLE IMMUNOASSAY)

3rd GENERATION, ULTRASENSITIVE

#### INTERPRETATION:

AGE	REFERENCE RANGE ( $\mu$ IU/mL)
0 – 5 DAYS	0.70 – 15.20
6 Days – 2 Months	0.70 – 11.00
3 – 11 Months	0.70 – 8.40
1 – 5 Years	0.70 – 7.00
6 – 10 Years	0.60 – 5.50
11 - 15	0.50 – 5.50
> 20 Years (Adults)	0.27 – 5.50
PREGNANCY	
1st Trimester	0.10 - 3.00
2nd Trimester	0.20 - 3.00
3rd Trimester	0.30 - 4.10

**NOTE:- TSH levels are subjected to circadian variation, reaching peak levels between 2-4 a.m and at a minimum between 6-10 pm. The variation is of the order of 50 %. Hence time of the day has influence on the measured serum TSH concentration.**

**USE:-** TSH controls biosynthesis and release of thyroid hormones T4 & T3. It is a sensitive measure of thyroid function, especially useful in early or subclinical hypothyroidism, before the patient develops any clinical findings or goitre or any other thyroid function abnormality.

#### INCREASED LEVELS:

- 1.Primary or untreated hypothyroidism, may vary from 3 times to more than 100 times normal depending on degree of hypofunction.
- 2.Hypothyroid patients receiving insufficient thyroid replacement therapy.
- 3.Hashimotos thyroiditis.
- 4.DRUGS: Amphetamines, Iodine containing agents and dopamine antagonist.
- 5.Neonatal period, increase in 1st 2-3 days of life due to post-natal surge.

#### DECREASED LEVELS:

- 1.Toxic multi-nodular goitre & Thyroiditis.
- 2.Over replacement of thyroid hormone in treatment of hypothyroidism.
- 3.Autonomously functioning Thyroid adenoma
- 4.Secondary pituitary or hypothalamic hypothyroidism
- 5.Acute psychiatric illness
- 6.Severe dehydration.
- 7.DRUGS: Glucocorticoids, Dopamine, Levodopa, T4 replacement therapy, Anti-thyroid drugs for thyrotoxicosis.





**DR.VINAY CHOPRA**  
 CONSULTANT PATHOLOGIST  
 MBBS, MD (PATHOLOGY & MICROBIOLOGY)



**DR.YUGAM CHOPRA**  
 CONSULTANT PATHOLOGIST  
 MBBS, MD (PATHOLOGY)



**Dr. Vinay Chopra**  
 MD (Pathology & Microbiology)  
 Chairman & Consultant Pathologist

**Dr. Yugam Chopra**  
 MD (Pathology)  
 CEO & Consultant Pathologist

<b>NAME</b>	: Mrs. SARITA SURI	<b>PATIENT ID</b>	: 1680811
<b>AGE/ GENDER</b>	: 54 YRS/FEMALE	<b>REG. NO./LAB NO.</b>	: 012411240020
<b>COLLECTED BY</b>	: SURJESH	<b>REGISTRATION DATE</b>	: 24/Nov/2024 10:34 AM
<b>REFERRED BY</b>	:	<b>COLLECTION DATE</b>	: 24/Nov/2024 10:59AM
<b>BARCODE NO.</b>	: 01521353	<b>REPORTING DATE</b>	: 24/Nov/2024 12:10PM
<b>CLIENT CODE.</b>	: KOS DIAGNOSTIC LAB		
<b>CLIENT ADDRESS</b>	: 6349/1, NICHOLSON ROAD, AMBALA CANTT		

Test Name	Value	Unit	Biological Reference interval
-----------	-------	------	-------------------------------

8.Pregnancy: 1st and 2nd Trimester


**LIMITATIONS:**

- 1.TSH may be normal in central hypothyroidism, recent rapid correction of hyperthyroidism or hypothyroidism, pregnancy, phenytoin therapy.
- 2.Autoimmune disorders may produce spurious results.

\*\*\* End Of Report \*\*\*



  
 DR.VINAY CHOPRA  
 CONSULTANT PATHOLOGIST  
 MBBS, MD (PATHOLOGY & MICROBIOLOGY)

  
 DR.YUGAM CHOPRA  
 CONSULTANT PATHOLOGIST  
 MBBS, MD (PATHOLOGY)

