

Dr. Vinay Chopra  
MD (Pathology & Microbiology)  
Chairman & Consultant Pathologist

Dr. Yugam Chopra  
MD (Pathology)  
CEO & Consultant Pathologist

NAME : Mr. SANDEEP KUMAR  
AGE/ GENDER : 42 YRS/MALE  
COLLECTED BY : SURJESH  
REFERRED BY :  
BARCODE NO. : 01521564  
CLIENT CODE. : KOS DIAGNOSTIC LAB  
CLIENT ADDRESS : 6349/1, NICHOLSON ROAD, AMBALA CANTT

PATIENT ID : 1684304  
REG. NO./LAB NO. : 012411270062  
REGISTRATION DATE : 27/Nov/2024 06:14 PM  
COLLECTION DATE : 27/Nov/2024 06:53PM  
REPORTING DATE : 27/Nov/2024 07:19PM

Test Name	Value	Unit	Biological Reference interval
-----------	-------	------	-------------------------------

## HAEMATOLOGY COMPLETE BLOOD COUNT (CBC)

### RED BLOOD CELLS (RBCS) COUNT AND INDICES

HAEMOGLOBIN (HB) by CALORIMETRIC	10.3 <sup>L</sup>	gm/dL	12.0 - 17.0
RED BLOOD CELL (RBC) COUNT by HYDRO DYNAMIC FOCUSING, ELECTRICAL IMPEDENCE	3.76	Millions/cmm	3.50 - 5.00
PACKED CELL VOLUME (PCV) by CALCULATED BY AUTOMATED HEMATOLOGY ANALYZER	32.6 <sup>L</sup>	%	40.0 - 54.0
MEAN CORPUSCULAR VOLUME (MCV) by CALCULATED BY AUTOMATED HEMATOLOGY ANALYZER	86.7	fL	80.0 - 100.0
MEAN CORPUSCULAR HAEMOGLOBIN (MCH) by CALCULATED BY AUTOMATED HEMATOLOGY ANALYZER	27.4	pg	27.0 - 34.0
MEAN CORPUSCULAR HEMOGLOBIN CONC. (MCHC) by CALCULATED BY AUTOMATED HEMATOLOGY ANALYZER	31.6 <sup>L</sup>	g/dL	32.0 - 36.0
RED CELL DISTRIBUTION WIDTH (RDW-CV) by CALCULATED BY AUTOMATED HEMATOLOGY ANALYZER	15.5	%	11.00 - 16.00
RED CELL DISTRIBUTION WIDTH (RDW-SD) by CALCULATED BY AUTOMATED HEMATOLOGY ANALYZER	49.9	fL	35.0 - 56.0
MENTZERS INDEX by CALCULATED	23.06	RATIO	BETA THALASSEMIA TRAIT: < 13.0 IRON DEFICIENCY ANEMIA: >13.0
GREEN & KING INDEX by CALCULATED	35.75	RATIO	BETA THALASSEMIA TRAIT:<= 65.0 IRON DEFICIENCY ANEMIA: > 65.0

### WHITE BLOOD CELLS (WBCS)

TOTAL LEUCOCYTE COUNT (TLC) by FLOW CYTOMETRY BY SF CUBE & MICROSCOPY	8950	/cmm	4000 - 11000
NUCLEATED RED BLOOD CELLS (nRBCS) by AUTOMATED 6 PART HEMATOLOGY ANALYZER	NIL		0.00 - 20.00
NUCLEATED RED BLOOD CELLS (nRBCS) % by CALCULATED BY AUTOMATED HEMATOLOGY ANALYZER	NIL	%	< 10 %



DR. VINAY CHOPRA  
CONSULTANT PATHOLOGIST  
MBBS, MD (PATHOLOGY & MICROBIOLOGY)

DR. YUGAM CHOPRA  
CONSULTANT PATHOLOGIST  
MBBS, MD (PATHOLOGY)




Dr. Vinay Chopra  
 MD (Pathology & Microbiology)  
 Chairman & Consultant Pathologist


Dr. Yugam Chopra  
 MD (Pathology)  
 CEO & Consultant Pathologist

<b>NAME</b>	: Mr. SANDEEP KUMAR	<b>PATIENT ID</b>	: 1684304
<b>AGE/ GENDER</b>	: 42 YRS/MALE	<b>REG. NO./LAB NO.</b>	: 012411270062
<b>COLLECTED BY</b>	: SURJESH	<b>REGISTRATION DATE</b>	: 27/Nov/2024 06:14 PM
<b>REFERRED BY</b>	:	<b>COLLECTION DATE</b>	: 27/Nov/2024 06:53PM
<b>BARCODE NO.</b>	: 01521564	<b>REPORTING DATE</b>	: 27/Nov/2024 07:19PM
<b>CLIENT CODE.</b>	: KOS DIAGNOSTIC LAB		
<b>CLIENT ADDRESS</b>	: 6349/1, NICHOLSON ROAD, AMBALA CANTT		

Test Name	Value	Unit	Biological Reference interval
<b><u>DIFFERENTIAL LEUCOCYTE COUNT (DLC)</u></b>			
NEUTROPHILS <i>by FLOW CYTOMETRY BY SF CUBE &amp; MICROSCOPY</i>	40 <sup>L</sup>	%	50 - 70
LYMPHOCYTES <i>by FLOW CYTOMETRY BY SF CUBE &amp; MICROSCOPY</i>	53 <sup>H</sup>	%	20 - 40
EOSINOPHILS <i>by FLOW CYTOMETRY BY SF CUBE &amp; MICROSCOPY</i>	2	%	1 - 6
MONOCYTES <i>by FLOW CYTOMETRY BY SF CUBE &amp; MICROSCOPY</i>	5	%	2 - 12
BASOPHILS <i>by FLOW CYTOMETRY BY SF CUBE &amp; MICROSCOPY</i>	0	%	0 - 1
<b><u>ABSOLUTE LEUKOCYTES (WBC) COUNT</u></b>			
ABSOLUTE NEUTROPHIL COUNT <i>by FLOW CYTOMETRY BY SF CUBE &amp; MICROSCOPY</i>	3580	/cmm	2000 - 7500
ABSOLUTE LYMPHOCYTE COUNT <i>by FLOW CYTOMETRY BY SF CUBE &amp; MICROSCOPY</i>	4744	/cmm	800 - 4900
ABSOLUTE EOSINOPHIL COUNT <i>by FLOW CYTOMETRY BY SF CUBE &amp; MICROSCOPY</i>	179	/cmm	40 - 440
ABSOLUTE MONOCYTE COUNT <i>by FLOW CYTOMETRY BY SF CUBE &amp; MICROSCOPY</i>	448	/cmm	80 - 880
<b><u>PLATELETS AND OTHER PLATELET PREDICTIVE MARKERS.</u></b>			
PLATELET COUNT (PLT) <i>by HYDRO DYNAMIC FOCUSING, ELECTRICAL IMPEDENCE</i>	239000	/cmm	150000 - 450000
PLATELET CRIT (PCT) <i>by HYDRO DYNAMIC FOCUSING, ELECTRICAL IMPEDENCE</i>	0.25	%	0.10 - 0.36
MEAN PLATELET VOLUME (MPV) <i>by HYDRO DYNAMIC FOCUSING, ELECTRICAL IMPEDENCE</i>	10	fL	6.50 - 12.0
PLATELET LARGE CELL COUNT (P-LCC) <i>by HYDRO DYNAMIC FOCUSING, ELECTRICAL IMPEDENCE</i>	69000	/cmm	30000 - 90000
PLATELET LARGE CELL RATIO (P-LCR) <i>by HYDRO DYNAMIC FOCUSING, ELECTRICAL IMPEDENCE</i>	29	%	11.0 - 45.0
PLATELET DISTRIBUTION WIDTH (PDW) <i>by HYDRO DYNAMIC FOCUSING, ELECTRICAL IMPEDENCE</i>	16.3	%	15.0 - 17.0
NOTE: TEST CONDUCTED ON EDTA WHOLE BLOOD			



  
 DR. VINAY CHOPRA  
 CONSULTANT PATHOLOGIST  
 MBBS, MD (PATHOLOGY & MICROBIOLOGY)

  
 DR. YUGAM CHOPRA  
 CONSULTANT PATHOLOGIST  
 MBBS, MD (PATHOLOGY)



Dr. Vinay Chopra  
 MD (Pathology & Microbiology)  
 Chairman & Consultant Pathologist

Dr. Yugam Chopra  
 MD (Pathology)  
 CEO & Consultant Pathologist

<b>NAME</b>	: Mr. SANDEEP KUMAR	<b>PATIENT ID</b>	: 1684304
<b>AGE/ GENDER</b>	: 42 YRS/MALE	<b>REG. NO./LAB NO.</b>	: 012411270062
<b>COLLECTED BY</b>	: SURJESH	<b>REGISTRATION DATE</b>	: 27/Nov/2024 06:14 PM
<b>REFERRED BY</b>	:	<b>COLLECTION DATE</b>	: 27/Nov/2024 06:53PM
<b>BARCODE NO.</b>	: 01521564	<b>REPORTING DATE</b>	: 27/Nov/2024 10:37PM
<b>CLIENT CODE.</b>	: KOS DIAGNOSTIC LAB		
<b>CLIENT ADDRESS</b>	: 6349/1, NICHOLSON ROAD, AMBALA CANTT		

Test Name	Value	Unit	Biological Reference interval
-----------	-------	------	-------------------------------

### CLINICAL CHEMISTRY/BIOCHEMISTRY

#### LIVER FUNCTION TEST (COMPLETE)

BILIRUBIN TOTAL: SERUM <i>by DIAZOTIZATION, SPECTROPHOTOMETRY</i>	0.37	mg/dL	INFANT: 0.20 - 8.00 ADULT: 0.00 - 1.20
BILIRUBIN DIRECT (CONJUGATED): SERUM <i>by DIAZO MODIFIED, SPECTROPHOTOMETRY</i>	0.15	mg/dL	0.00 - 0.40
BILIRUBIN INDIRECT (UNCONJUGATED): SERUM <i>by CALCULATED, SPECTROPHOTOMETRY</i>	0.22	mg/dL	0.10 - 1.00
SGOT/AST: SERUM <i>by IFCC, WITHOUT PYRIDOXAL PHOSPHATE</i>	25.4	U/L	7.00 - 45.00
SGPT/ALT: SERUM <i>by IFCC, WITHOUT PYRIDOXAL PHOSPHATE</i>	31	U/L	0.00 - 49.00
AST/ALT RATIO: SERUM <i>by CALCULATED, SPECTROPHOTOMETRY</i>	0.82	RATIO	0.00 - 46.00
ALKALINE PHOSPHATASE: SERUM <i>by PARA NITROPHENYL PHOSPHATASE BY AMINO METHYL PROPANOL</i>	85.42	U/L	40.0 - 130.0
GAMMA GLUTAMYL TRANSFERASE (GGT): SERUM <i>by SZASZ, SPECTROPHOTOMETRY</i>	22.99	U/L	0.00 - 55.0
TOTAL PROTEINS: SERUM <i>by BIURET, SPECTROPHOTOMETRY</i>	5.9 <sup>L</sup>	gm/dL	6.20 - 8.00
ALBUMIN: SERUM <i>by BROMOCRESOL GREEN</i>	4.1	gm/dL	3.50 - 5.50
GLOBULIN: SERUM <i>by CALCULATED, SPECTROPHOTOMETRY</i>	1.8 <sup>L</sup>	gm/dL	2.30 - 3.50
A : G RATIO: SERUM <i>by CALCULATED, SPECTROPHOTOMETRY</i>	2.28 <sup>H</sup>	RATIO	1.00 - 2.00

#### INTERPRETATION

**NOTE:-** To be correlated in individuals having SGOT and SGPT values higher than Normal Reference Range.

**USE:-** Differential diagnosis of diseases of hepatobiliary system and pancreas.

#### INCREASED:

DRUG HEPATOTOXICITY	> 2
ALCOHOLIC HEPATITIS	> 2 (Highly Suggestive)
CIRRHOSIS	1.4 - 2.0
INTRAHEPATIC CHOLESTATIS	> 1.5



  
 DR. VINAY CHOPRA  
 CONSULTANT PATHOLOGIST  
 MBBS, MD (PATHOLOGY & MICROBIOLOGY)

  
 DR. YUGAM CHOPRA  
 CONSULTANT PATHOLOGIST  
 MBBS, MD (PATHOLOGY)




**Dr. Vinay Chopra**  
 MD (Pathology & Microbiology)  
 Chairman & Consultant Pathologist


**Dr. Yugam Chopra**  
 MD (Pathology)  
 CEO & Consultant Pathologist

<b>NAME</b>	: Mr. SANDEEP KUMAR	<b>PATIENT ID</b>	: 1684304
<b>AGE/ GENDER</b>	: 42 YRS/MALE	<b>REG. NO./LAB NO.</b>	: 012411270062
<b>COLLECTED BY</b>	: SURJESH	<b>REGISTRATION DATE</b>	: 27/Nov/2024 06:14 PM
<b>REFERRED BY</b>	:	<b>COLLECTION DATE</b>	: 27/Nov/2024 06:53PM
<b>BARCODE NO.</b>	: 01521564	<b>REPORTING DATE</b>	: 27/Nov/2024 10:37PM
<b>CLIENT CODE.</b>	: KOS DIAGNOSTIC LAB		
<b>CLIENT ADDRESS</b>	: 6349/1, NICHOLSON ROAD, AMBALA CANTT		

Test Name	Value	Unit	Biological Reference interval
HEPATOCELLULAR CARCINOMA & CHRONIC HEPATITIS	> 1.3 (Slightly Increased)		
DECREASED:			
1. Acute Hepatitis due to virus, drugs, toxins (with AST increased 3 to 10 times upper limit of normal)			
2. Extra Hepatic cholestatis: 0.8 (normal or slightly decreased).			
PROGNOSTIC SIGNIFICANCE:			
NORMAL	< 0.65		
GOOD PROGNOSTIC SIGN	0.3 - 0.6		
POOR PROGNOSTIC SIGN	1.2 - 1.6		



  
**DR.VINAY CHOPRA**  
 CONSULTANT PATHOLOGIST  
 MBBS, MD (PATHOLOGY & MICROBIOLOGY)

  
**DR.YUGAM CHOPRA**  
 CONSULTANT PATHOLOGIST  
 MBBS, MD (PATHOLOGY)





Dr. Vinay Chopra  
MD (Pathology & Microbiology)  
Chairman & Consultant Pathologist

Dr. Yugam Chopra  
MD (Pathology)  
CEO & Consultant Pathologist

NAME : Mr. SANDEEP KUMAR  
AGE/ GENDER : 42 YRS/MALE  
COLLECTED BY : SURJESH  
REFERRED BY :  
BARCODE NO. : 01521564  
CLIENT CODE. : KOS DIAGNOSTIC LAB  
CLIENT ADDRESS : 6349/1, NICHOLSON ROAD, AMBALA CANTT

PATIENT ID : 1684304  
REG. NO./LAB NO. : 012411270062  
REGISTRATION DATE : 27/Nov/2024 06:14 PM  
COLLECTION DATE : 27/Nov/2024 06:53PM  
REPORTING DATE : 27/Nov/2024 10:37PM

Test Name	Value	Unit	Biological Reference interval
-----------	-------	------	-------------------------------

UREA

UREA: SERUM by UREASE - GLUTAMATE DEHYDROGENASE (GLDH)	22.78	mg/dL	10.00 - 50.00
---	-------	-------	---------------



DR.VINAY CHOPRA  
CONSULTANT PATHOLOGIST  
MBBS, MD (PATHOLOGY & MICROBIOLOGY)

DR.YUGAM CHOPRA  
CONSULTANT PATHOLOGIST  
MBBS, MD (PATHOLOGY)



**Dr. Vinay Chopra**  
 MD (Pathology & Microbiology)  
 Chairman & Consultant Pathologist

**Dr. Yugam Chopra**  
 MD (Pathology)  
 CEO & Consultant Pathologist

<b>NAME</b>	: Mr. SANDEEP KUMAR	<b>PATIENT ID</b>	: 1684304
<b>AGE/ GENDER</b>	: 42 YRS/MALE	<b>REG. NO./LAB NO.</b>	: 012411270062
<b>COLLECTED BY</b>	: SURJESH	<b>REGISTRATION DATE</b>	: 27/Nov/2024 06:19 PM
<b>REFERRED BY</b>	:	<b>COLLECTION DATE</b>	: 27/Nov/2024 06:53PM
<b>BARCODE NO.</b>	: 01521564	<b>REPORTING DATE</b>	: 27/Nov/2024 10:37PM
<b>CLIENT CODE.</b>	: KOS DIAGNOSTIC LAB		
<b>CLIENT ADDRESS</b>	: 6349/1, NICHOLSON ROAD, AMBALA CANTT		


Test Name	Value	Unit	Biological Reference interval
-----------	-------	------	-------------------------------


**CREATININE**

CREATININE: SERUM	0.91	mg/dL	0.40 - 1.40
by ENZYMATIC, SPECTROPHOTOMETRY			

\*\*\* End Of Report \*\*\*



  
**DR.VINAY CHOPRA**  
 CONSULTANT PATHOLOGIST  
 MBBS, MD (PATHOLOGY & MICROBIOLOGY)

  
**DR.YUGAM CHOPRA**  
 CONSULTANT PATHOLOGIST  
 MBBS, MD (PATHOLOGY)

