

Dr. Vinay Chopra
MD (Pathology & Microbiology)
Chairman & Consultant Pathologist

Dr. Yugam Chopra
MD (Pathology)
CEO & Consultant Pathologist

NAME	: Mrs. DEEPIKA	PATIENT ID	: 1700791
AGE/ GENDER	: 25 YRS/FEMALE	REG. NO./LAB NO.	: 012412160054
COLLECTED BY	:	REGISTRATION DATE	: 16/Dec/2024 05:10 PM
REFERRED BY	: C. LAL HOSPITAL (AMBALA CANTT)	COLLECTION DATE	: 16/Dec/2024 05:17PM
BARCODE NO.	: 01522542	REPORTING DATE	: 17/Dec/2024 11:18AM
CLIENT CODE	: KOS DIAGNOSTIC LAB		
CLIENT ADDRESS	: 6349/1, NICHOLSON ROAD, AMBALA CANTT		

CYTOLOGY

FINE NEEDLE ASPIRATION CYTOLOGY (FNAC)

TEST NAME:

FINE NEEDLE ASPIRATION CYTOLOGY (FNAC)

CLINICAL HISTORY (IF ANY):

SITE:

Lt. axilla swelling.

NATURE OF SWELLING:

Vague type & firm.


MATERIAL ASPIRATED:


Scanty thick cheesy type

MICROSCOPIC EXAMINATION:

FNAC Lt. axilla swelling show amorphous necrosis in the background & scattered lymphocytes.transformed lymphoid cells & a few histiocytic cells.Occasionally epithelioid cells granulomas also noted.




DR.VINAY CHOPRA
CONSULTANT PATHOLOGIST
MBBS, MD (PATHOLOGY & MICROBIOLOGY)


DR.YUGAM CHOPRA
CONSULTANT PATHOLOGIST
MBBS , MD (PATHOLOGY)



Dr. Vinay Chopra
MD (Pathology & Microbiology)
Chairman & Consultant Pathologist

Dr. Yugam Chopra
MD (Pathology)
CEO & Consultant Pathologist


NAME	: Mrs. DEEPIKA	PATIENT ID	: 1700791
AGE/ GENDER	: 25 YRS/FEMALE	REG. NO./LAB NO.	: 012412160054
COLLECTED BY	:	REGISTRATION DATE	: 16/Dec/2024 05:10 PM
REFERRED BY	: C. LAL HOSPITAL (AMBALA CANTT)	COLLECTION DATE	: 16/Dec/2024 05:17PM
BARCODE NO.	: 01522542	REPORTING DATE	: 17/Dec/2024 11:18AM
CLIENT CODE.	: KOS DIAGNOSTIC LAB		
CLIENT ADDRESS	: 6349/1, NICHOLSON ROAD, AMBALA CANTT		


INTERPRETATION/RESULT:

Consistent with Granulomatous lymphadenitis with necrosis. Correlate clinically.

*** End Of Report ***




DR. VINAY CHOPRA
CONSULTANT PATHOLOGIST
MBBS, MD (PATHOLOGY & MICROBIOLOGY)


DR. YUGAM CHOPRA
CONSULTANT PATHOLOGIST
MBBS, MD (PATHOLOGY)

