

Dr. Vinay Chopra
 MD (Pathology & Microbiology)
 Chairman & Consultant Pathologist

Dr. Yugam Chopra
 MD (Pathology)
 CEO & Consultant Pathologist

NAME	: Mrs. MOMINA KHATUN	PATIENT ID	: 1703122
AGE/ GENDER	: 28 YRS/FEMALE	REG. NO./LAB NO.	: 012412190001
COLLECTED BY	:	REGISTRATION DATE	: 19/Dec/2024 07:54 AM
REFERRED BY	:	COLLECTION DATE	: 19/Dec/2024 07:58AM
BARCODE NO.	: 01522651	REPORTING DATE	: 19/Dec/2024 08:47AM
CLIENT CODE.	: KOS DIAGNOSTIC LAB		
CLIENT ADDRESS	: 6349/1, NICHOLSON ROAD, AMBALA CANTT		

Test Name	Value	Unit	Biological Reference interval
-----------	-------	------	-------------------------------

HAEMATOLOGY
COMPLETE BLOOD COUNT (CBC)

RED BLOOD CELLS (RBCS) COUNT AND INDICES

HAEMOGLOBIN (HB) <i>by CALORIMETRIC</i>	12	gm/dL	12.0 - 16.0
RED BLOOD CELL (RBC) COUNT <i>by HYDRO DYNAMIC FOCUSING, ELECTRICAL IMPEDEANCE</i>	4.11	Millions/cmm	3.50 - 5.00
PACKED CELL VOLUME (PCV) <i>by CALCULATED BY AUTOMATED HEMATOLOGY ANALYZER</i>	38.1	%	37.0 - 50.0
MEAN CORPUSCULAR VOLUME (MCV) <i>by CALCULATED BY AUTOMATED HEMATOLOGY ANALYZER</i>	92.7	fL	80.0 - 100.0
MEAN CORPUSCULAR HAEMOGLOBIN (MCH) <i>by CALCULATED BY AUTOMATED HEMATOLOGY ANALYZER</i>	29.2	pg	27.0 - 34.0
MEAN CORPUSCULAR HEMOGLOBIN CONC. (MCHC) <i>by CALCULATED BY AUTOMATED HEMATOLOGY ANALYZER</i>	31.5^L	g/dL	32.0 - 36.0
RED CELL DISTRIBUTION WIDTH (RDW-CV) <i>by CALCULATED BY AUTOMATED HEMATOLOGY ANALYZER</i>	12.6	%	11.00 - 16.00
RED CELL DISTRIBUTION WIDTH (RDW-SD) <i>by CALCULATED BY AUTOMATED HEMATOLOGY ANALYZER</i>	43.8	fL	35.0 - 56.0
MENTZERS INDEX <i>by CALCULATED</i>	22.55	RATIO	BETA THALASSEMIA TRAIT: < 13.0 IRON DEFICIENCY ANEMIA: >13.0
GREEN & KING INDEX <i>by CALCULATED</i>	28.42	RATIO	BETA THALASSEMIA TRAIT:<= 65.0 IRON DEFICIENCY ANEMIA: > 65.0

WHITE BLOOD CELLS (WBCS)

TOTAL LEUCOCYTE COUNT (TLC) <i>by FLOW CYTOMETRY BY SF CUBE & MICROSCOPY</i>	7530	/cmm	4000 - 11000
NUCLEATED RED BLOOD CELLS (nRBCS) <i>by AUTOMATED 6 PART HEMATOLOGY ANALYZER</i>	NIL		0.00 - 20.00
NUCLEATED RED BLOOD CELLS (nRBCS) % <i>by CALCULATED BY AUTOMATED HEMATOLOGY ANALYZER</i>	NIL	%	< 10 %



Dr. Vinay Chopra

DR.VINAY CHOPRA
 CONSULTANT PATHOLOGIST
 MBBS, MD (PATHOLOGY & MICROBIOLOGY)

Dr. Yugam Chopra

DR.YUGAM CHOPRA
 CONSULTANT PATHOLOGIST
 MBBS, MD (PATHOLOGY)



TEST PERFORMED AT KOS DIAGNOSTIC LAB, AMBALA CANTT.

Dr. Vinay Chopra
MD (Pathology & Microbiology)
Chairman & Consultant Pathologist

Dr. Yugam Chopra
MD (Pathology)
CEO & Consultant Pathologist

NAME	: Mrs. MOMINA KHATUN	PATIENT ID	: 1703122
AGE/ GENDER	: 28 YRS/FEMALE	REG. NO./LAB NO.	: 012412190001
COLLECTED BY	:	REGISTRATION DATE	: 19/Dec/2024 07:54 AM
REFERRED BY	:	COLLECTION DATE	: 19/Dec/2024 07:58AM
BARCODE NO.	: 01522651	REPORTING DATE	: 19/Dec/2024 08:47AM
CLIENT CODE.	: KOS DIAGNOSTIC LAB		
CLIENT ADDRESS	: 6349/1, NICHOLSON ROAD, AMBALA CANTT		

Test Name	Value	Unit	Biological Reference interval
<u>DIFFERENTIAL LEUCOCYTE COUNT (DLC)</u>			
NEUTROPHILS <i>by FLOW CYTOMETRY BY SF CUBE & MICROSCOPY</i>	47^L	%	50 - 70
LYMPHOCYTES <i>by FLOW CYTOMETRY BY SF CUBE & MICROSCOPY</i>	42^H	%	20 - 40
EOSINOPHILS <i>by FLOW CYTOMETRY BY SF CUBE & MICROSCOPY</i>	5	%	1 - 6
MONOCYTES <i>by FLOW CYTOMETRY BY SF CUBE & MICROSCOPY</i>	6	%	2 - 12
BASOPHILS <i>by FLOW CYTOMETRY BY SF CUBE & MICROSCOPY</i>	0	%	0 - 1
<u>ABSOLUTE LEUKOCYTES (WBC) COUNT</u>			
ABSOLUTE NEUTROPHIL COUNT <i>by FLOW CYTOMETRY BY SF CUBE & MICROSCOPY</i>	3539	/cmm	2000 - 7500
ABSOLUTE LYMPHOCYTE COUNT <i>by FLOW CYTOMETRY BY SF CUBE & MICROSCOPY</i>	3163	/cmm	800 - 4900
ABSOLUTE EOSINOPHIL COUNT <i>by FLOW CYTOMETRY BY SF CUBE & MICROSCOPY</i>	376	/cmm	40 - 440
ABSOLUTE MONOCYTE COUNT <i>by FLOW CYTOMETRY BY SF CUBE & MICROSCOPY</i>	452	/cmm	80 - 880
ABSOLUTE BASOPHIL COUNT <i>by FLOW CYTOMETRY BY SF CUBE & MICROSCOPY</i>	0	/cmm	0 - 110
<u>PLATELETS AND OTHER PLATELET PREDICTIVE MARKERS.</u>			
PLATELET COUNT (PLT) <i>by HYDRO DYNAMIC FOCUSING, ELECTRICAL IMPEDENCE</i>	242000	/cmm	150000 - 450000
PLATELETCRIT (PCT) <i>by HYDRO DYNAMIC FOCUSING, ELECTRICAL IMPEDENCE</i>	0.36^H	%	0.10 - 0.36
MEAN PLATELET VOLUME (MPV) <i>by HYDRO DYNAMIC FOCUSING, ELECTRICAL IMPEDENCE</i>	15^H	fL	6.50 - 12.0
PLATELET LARGE CELL COUNT (P-LCC) <i>by HYDRO DYNAMIC FOCUSING, ELECTRICAL IMPEDENCE</i>	149000^H	/cmm	30000 - 90000
PLATELET LARGE CELL RATIO (P-LCR) <i>by HYDRO DYNAMIC FOCUSING, ELECTRICAL IMPEDENCE</i>	61.6^H	%	11.0 - 45.0
PLATELET DISTRIBUTION WIDTH (PDW) <i>by HYDRO DYNAMIC FOCUSING, ELECTRICAL IMPEDENCE</i>	15.8	%	15.0 - 17.0

NOTE: TEST CONDUCTED ON EDTA WHOLE BLOOD



DR. VINAY CHOPRA
CONSULTANT PATHOLOGIST
MBBS, MD (PATHOLOGY & MICROBIOLOGY)

DR. YUGAM CHOPRA
CONSULTANT PATHOLOGIST
MBBS, MD (PATHOLOGY)




Dr. Vinay Chopra
MD (Pathology & Microbiology)
Chairman & Consultant Pathologist


Dr. Yugam Chopra
MD (Pathology)
CEO & Consultant Pathologist

NAME	: Mrs. MOMINA KHATUN	PATIENT ID	: 1703122
AGE/ GENDER	: 28 YRS/FEMALE	REG. NO./LAB NO.	: 012412190001
COLLECTED BY	:	REGISTRATION DATE	: 19/Dec/2024 07:54 AM
REFERRED BY	:	COLLECTION DATE	: 19/Dec/2024 07:58AM
BARCODE NO.	: 01522651	REPORTING DATE	: 19/Dec/2024 08:47AM
CLIENT CODE.	: KOS DIAGNOSTIC LAB		
CLIENT ADDRESS	: 6349/1, NICHOLSON ROAD, AMBALA CANTT		

Test Name	Value	Unit	Biological Reference interval
-----------	-------	------	-------------------------------

DR.VINAY CHOPRA
CONSULTANT PATHOLOGIST
MBBS, MD (PATHOLOGY & MICROBIOLOGY)



DR.YUGAM CHOPRA
CONSULTANT PATHOLOGIST
MBBS , MD (PATHOLOGY)



Dr. Vinay Chopra
MD (Pathology & Microbiology)
Chairman & Consultant Pathologist

Dr. Yugam Chopra
MD (Pathology)
CEO & Consultant Pathologist

NAME	: Mrs. MOMINA KHATUN	PATIENT ID	: 1703122
AGE/ GENDER	: 28 YRS/FEMALE	REG. NO./LAB NO.	: 012412190001
COLLECTED BY	:	REGISTRATION DATE	: 19/Dec/2024 07:54 AM
REFERRED BY	:	COLLECTION DATE	: 19/Dec/2024 07:58AM
BARCODE NO.	: 01522651	REPORTING DATE	: 19/Dec/2024 09:43AM
CLIENT CODE.	: KOS DIAGNOSTIC LAB		
CLIENT ADDRESS	: 6349/1, NICHOLSON ROAD, AMBALA CANTT		

Test Name	Value	Unit	Biological Reference interval
-----------	-------	------	-------------------------------

CLINICAL PATHOLOGY

URINE ROUTINE & MICROSCOPIC EXAMINATION

PHYSICAL EXAMINATION

QUANTITY RECEIVED	10	ml	
<i>by DIP STICK/REFLECTANCE SPECTROPHOTOMETRY</i>			
COLOUR	PALE YELLOW		PALE YELLOW
<i>by DIP STICK/REFLECTANCE SPECTROPHOTOMETRY</i>			
TRANSPARANCY	HAZY		CLEAR
<i>by DIP STICK/REFLECTANCE SPECTROPHOTOMETRY</i>			
SPECIFIC GRAVITY	>=1.030		1.002 - 1.030
<i>by DIP STICK/REFLECTANCE SPECTROPHOTOMETRY</i>			

CHEMICAL EXAMINATION

REACTION	ACIDIC		
<i>by DIP STICK/REFLECTANCE SPECTROPHOTOMETRY</i>			
PROTEIN	Negative		NEGATIVE (-ve)
<i>by DIP STICK/REFLECTANCE SPECTROPHOTOMETRY</i>			
SUGAR	Negative		NEGATIVE (-ve)
<i>by DIP STICK/REFLECTANCE SPECTROPHOTOMETRY</i>			
pH	5.5		5.0 - 7.5
<i>by DIP STICK/REFLECTANCE SPECTROPHOTOMETRY</i>			
BILIRUBIN	Negative		NEGATIVE (-ve)
<i>by DIP STICK/REFLECTANCE SPECTROPHOTOMETRY</i>			
NITRITE	Negative		NEGATIVE (-ve)
<i>by DIP STICK/REFLECTANCE SPECTROPHOTOMETRY.</i>			
UROBILINOGEN	Normal	EU/dL	0.2 - 1.0
<i>by DIP STICK/REFLECTANCE SPECTROPHOTOMETRY</i>			
KETONE BODIES	Negative		NEGATIVE (-ve)
<i>by DIP STICK/REFLECTANCE SPECTROPHOTOMETRY</i>			
BLOOD	Negative		NEGATIVE (-ve)
<i>by DIP STICK/REFLECTANCE SPECTROPHOTOMETRY</i>			
ASCORBIC ACID	NEGATIVE (-ve)		NEGATIVE (-ve)
<i>by DIP STICK/REFLECTANCE SPECTROPHOTOMETRY</i>			

MICROSCOPIC EXAMINATION

RED BLOOD CELLS (RBCs)	NEGATIVE (-ve)	/HPF	0 - 3
------------------------	----------------	------	-------



Chopra
DR.VINAY CHOPRA
CONSULTANT PATHOLOGIST
MBBS, MD (PATHOLOGY & MICROBIOLOGY)

Chopra
DR.YUGAM CHOPRA
CONSULTANT PATHOLOGIST
MBBS, MD (PATHOLOGY)



TEST PERFORMED AT KOS DIAGNOSTIC LAB, AMBALA CANTT.


Dr. Vinay Chopra
 MD (Pathology & Microbiology)
 Chairman & Consultant Pathologist


Dr. Yugam Chopra
 MD (Pathology)
 CEO & Consultant Pathologist

NAME	: Mrs. MOMINA KHATUN	PATIENT ID	: 1703122
AGE/ GENDER	: 28 YRS/FEMALE	REG. NO./LAB NO.	: 012412190001
COLLECTED BY	:	REGISTRATION DATE	: 19/Dec/2024 07:54 AM
REFERRED BY	:	COLLECTION DATE	: 19/Dec/2024 07:58AM
BARCODE NO.	: 01522651	REPORTING DATE	: 19/Dec/2024 09:43AM
CLIENT CODE.	: KOS DIAGNOSTIC LAB		
CLIENT ADDRESS	: 6349/1, NICHOLSON ROAD, AMBALA CANTT		

Test Name	Value	Unit	Biological Reference interval
<i>by MICROSCOPY ON CENTRIFUGED URINARY SEDIMENT</i>			
PUS CELLS	1-3	/HPF	0 - 5
<i>by MICROSCOPY ON CENTRIFUGED URINARY SEDIMENT</i>			
EPITHELIAL CELLS	2-3	/HPF	ABSENT
<i>by MICROSCOPY ON CENTRIFUGED URINARY SEDIMENT</i>			
CRYSTALS	CALCIUM OXALATE (+)		NEGATIVE (-ve)
<i>by MICROSCOPY ON CENTRIFUGED URINARY SEDIMENT</i>			
CASTS	NEGATIVE (-ve)		NEGATIVE (-ve)
<i>by MICROSCOPY ON CENTRIFUGED URINARY SEDIMENT</i>			
BACTERIA	NEGATIVE (-ve)		NEGATIVE (-ve)
<i>by MICROSCOPY ON CENTRIFUGED URINARY SEDIMENT</i>			
OTHERS	NEGATIVE (-ve)		NEGATIVE (-ve)
<i>by MICROSCOPY ON CENTRIFUGED URINARY SEDIMENT</i>			
TRICHOMONAS VAGINALIS (PROTOZOA)	ABSENT		ABSENT
<i>by MICROSCOPY ON CENTRIFUGED URINARY SEDIMENT</i>			




 DR.VINAY CHOPRA
 CONSULTANT PATHOLOGIST
 MBBS, MD (PATHOLOGY & MICROBIOLOGY)


 DR.YUGAM CHOPRA
 CONSULTANT PATHOLOGIST
 MBBS , MD (PATHOLOGY)



Dr. Vinay Chopra
 MD (Pathology & Microbiology)
 Chairman & Consultant Pathologist

Dr. Yugam Chopra
 MD (Pathology)
 CEO & Consultant Pathologist

NAME	: Mrs. MOMINA KHATUN	PATIENT ID	: 1703122
AGE/ GENDER	: 28 YRS/FEMALE	REG. NO./LAB NO.	: 012412190001
COLLECTED BY	:	REGISTRATION DATE	: 19/Dec/2024 08:19 AM
REFERRED BY	:	COLLECTION DATE	: 19/Dec/2024 09:28AM
BARCODE NO.	: 01522651	REPORTING DATE	: 19/Dec/2024 10:38AM
CLIENT CODE.	: KOS DIAGNOSTIC LAB		
CLIENT ADDRESS	: 6349/1, NICHOLSON ROAD, AMBALA CANTT		

Test Name	Value	Unit	Biological Reference interval
-----------	-------	------	-------------------------------

STOOL ROUTINE AND MICROSCOPIC EXAMINATION

PHYSICAL EXAMINATION


COLOUR / APPEARANCE	BROWNISH		YELLOWISH BROWN
CONSISTENCY	SOFT		SEMI- FORMED/FORMED
PUS	ABSENT		ABSENT
MUCOUS	ABSENT		ABSENT
BLOOD	Negative		NEGATIVE (-ve)
PARASITES	NOT SEEN		NOT SEEN


MICROSCOPIC EXAMINATION

PUS CELLS <i>by MICROSCOPY</i>	Negative	/HPF	0 - 5
RED BLOOD CELLS (RBCs) <i>by MICROSCOPY</i>	NEGATIVE (-ve)	/HPF	0 - 3
OVA <i>by MICROSCOPY</i>	NOT SEEN		NOT SEEN
CYSTS <i>by MICROSCOPY</i>	NOT SEEN		NOT SEEN
STOOL FOR VIBRIO CHOLERA <i>by MICROSCOPY</i>	NO DARTING MOTILITY SEEN		
STOOL FOR FAT GLOBULES <i>by MICROSCOPY</i>	NOT SEEN		NOT SEEN

*** End Of Report ***




DR.VINAY CHOPRA
 CONSULTANT PATHOLOGIST
 MBBS, MD (PATHOLOGY & MICROBIOLOGY)


DR.YUGAM CHOPRA
 CONSULTANT PATHOLOGIST
 MBBS , MD (PATHOLOGY)



TEST PERFORMED AT KOS DIAGNOSTIC LAB, AMBALA CANTT.