

Dr. Vinay Chopra
MD (Pathology & Microbiology)
Chairman & Consultant Pathologist

Dr. Yugam Chopra
MD (Pathology)
CEO & Consultant Pathologist

NAME : Mrs. MEHAKPREET KAUR W/O PARMINDER
AGE/ GENDER : 28 YRS/FEMALE PATIENT ID : 1711676
COLLECTED BY : REG. NO./LAB NO. : 012412300018
REFERRED BY : DR. VENI BEDI MITTAL REGISTRATION DATE : 30/Dec/2024 11:49 AM
BARCODE NO. : 01523206 COLLECTION DATE : 30/Dec/2024 11:54AM
CLIENT CODE. : KOS DIAGNOSTIC LAB REPORTING DATE : 30/Dec/2024 12:32PM
CLIENT ADDRESS : 6349/1, NICHOLSON ROAD, AMBALA CANTT

Test Name	Value	Unit	Biological Reference interval
-----------	-------	------	-------------------------------

HAEMATOLOGY COMPLETE BLOOD COUNT (CBC)

RED BLOOD CELLS (RBCS) COUNT AND INDICES

HAEMOGLOBIN (HB) by CALORIMETRIC	11.7 ^L	gm/dL	12.0 - 16.0
RED BLOOD CELL (RBC) COUNT by HYDRO DYNAMIC FOCUSING, ELECTRICAL IMPEDENCE	4.02	Millions/cmm	3.50 - 5.00
PACKED CELL VOLUME (PCV) by CALCULATED BY AUTOMATED HEMATOLOGY ANALYZER	36.6 ^L	%	37.0 - 50.0
MEAN CORPUSCULAR VOLUME (MCV) by CALCULATED BY AUTOMATED HEMATOLOGY ANALYZER	91	fL	80.0 - 100.0
MEAN CORPUSCULAR HAEMOGLOBIN (MCH) by CALCULATED BY AUTOMATED HEMATOLOGY ANALYZER	29	pg	27.0 - 34.0
MEAN CORPUSCULAR HEMOGLOBIN CONC. (MCHC) by CALCULATED BY AUTOMATED HEMATOLOGY ANALYZER	31.9 ^L	g/dL	32.0 - 36.0
RED CELL DISTRIBUTION WIDTH (RDW-CV) by CALCULATED BY AUTOMATED HEMATOLOGY ANALYZER	16	%	11.00 - 16.00
RED CELL DISTRIBUTION WIDTH (RDW-SD) by CALCULATED BY AUTOMATED HEMATOLOGY ANALYZER	54.1	fL	35.0 - 56.0
MENTZERS INDEX by CALCULATED	22.64	RATIO	BETA THALASSEMIA TRAIT: < 13.0 IRON DEFICIENCY ANEMIA: >13.0
GREEN & KING INDEX by CALCULATED	36.09	RATIO	BETA THALASSEMIA TRAIT:<= 65.0 IRON DEFICIENCY ANEMIA: > 65.0

WHITE BLOOD CELLS (WBCS)

TOTAL LEUCOCYTE COUNT (TLC) by FLOW CYTOMETRY BY SF CUBE & MICROSCOPY	12230 ^H	/cmm	4000 - 11000
NUCLEATED RED BLOOD CELLS (nRBCS) by AUTOMATED 6 PART HEMATOLOGY ANALYZER	NIL		0.00 - 20.00
NUCLEATED RED BLOOD CELLS (nRBCS) % by CALCULATED BY AUTOMATED HEMATOLOGY ANALYZER	NIL	%	< 10 %



DR. VINAY CHOPRA
CONSULTANT PATHOLOGIST
MBBS, MD (PATHOLOGY & MICROBIOLOGY)

DR. YUGAM CHOPRA
CONSULTANT PATHOLOGIST
MBBS, MD (PATHOLOGY)



Dr. Vinay Chopra
 MD (Pathology & Microbiology)
 Chairman & Consultant Pathologist

Dr. Yugam Chopra
 MD (Pathology)
 CEO & Consultant Pathologist

NAME	: Mrs. MEHAKPREET KAUR W/O PARMINDER		
AGE/ GENDER	: 28 YRS/FEMALE	PATIENT ID	: 1711676
COLLECTED BY	:	REG. NO./LAB NO.	: 012412300018
REFERRED BY	: DR. VENI BEDI MITTAL	REGISTRATION DATE	: 30/Dec/2024 11:49 AM
BARCODE NO.	: 01523206	COLLECTION DATE	: 30/Dec/2024 11:54AM
CLIENT CODE.	: KOS DIAGNOSTIC LAB	REPORTING DATE	: 30/Dec/2024 12:32PM
CLIENT ADDRESS	: 6349/1, NICHOLSON ROAD, AMBALA CANTT		

Test Name	Value	Unit	Biological Reference interval
<u>DIFFERENTIAL LEUCOCYTE COUNT (DLC)</u>			
NEUTROPHILS <i>by FLOW CYTOMETRY BY SF CUBE & MICROSCOPY</i>	80 ^H	%	50 - 70
LYMPHOCYTES <i>by FLOW CYTOMETRY BY SF CUBE & MICROSCOPY</i>	15 ^L	%	20 - 40
EOSINOPHILS <i>by FLOW CYTOMETRY BY SF CUBE & MICROSCOPY</i>	2	%	1 - 6
MONOCYTES <i>by FLOW CYTOMETRY BY SF CUBE & MICROSCOPY</i>	3	%	2 - 12
BASOPHILS <i>by FLOW CYTOMETRY BY SF CUBE & MICROSCOPY</i>	0	%	0 - 1
<u>ABSOLUTE LEUKOCYTES (WBC) COUNT</u>			
ABSOLUTE NEUTROPHIL COUNT <i>by FLOW CYTOMETRY BY SF CUBE & MICROSCOPY</i>	9784 ^H	/cmm	2000 - 7500
ABSOLUTE LYMPHOCYTE COUNT <i>by FLOW CYTOMETRY BY SF CUBE & MICROSCOPY</i>	1834	/cmm	800 - 4900
ABSOLUTE EOSINOPHIL COUNT <i>by FLOW CYTOMETRY BY SF CUBE & MICROSCOPY</i>	245	/cmm	40 - 440
ABSOLUTE MONOCYTE COUNT <i>by FLOW CYTOMETRY BY SF CUBE & MICROSCOPY</i>	367	/cmm	80 - 880
<u>PLATELETS AND OTHER PLATELET PREDICTIVE MARKERS.</u>			
PLATELET COUNT (PLT) <i>by HYDRO DYNAMIC FOCUSING, ELECTRICAL IMPEDENCE</i>	264000	/cmm	150000 - 450000
PLATELETCRIT (PCT) <i>by HYDRO DYNAMIC FOCUSING, ELECTRICAL IMPEDENCE</i>	0.35	%	0.10 - 0.36
MEAN PLATELET VOLUME (MPV) <i>by HYDRO DYNAMIC FOCUSING, ELECTRICAL IMPEDENCE</i>	13 ^H	fL	6.50 - 12.0
PLATELET LARGE CELL COUNT (P-LCC) <i>by HYDRO DYNAMIC FOCUSING, ELECTRICAL IMPEDENCE</i>	132000 ^H	/cmm	30000 - 90000
PLATELET LARGE CELL RATIO (P-LCR) <i>by HYDRO DYNAMIC FOCUSING, ELECTRICAL IMPEDENCE</i>	50 ^H	%	11.0 - 45.0
PLATELET DISTRIBUTION WIDTH (PDW) <i>by HYDRO DYNAMIC FOCUSING, ELECTRICAL IMPEDENCE</i>	16.4	%	15.0 - 17.0
NOTE: TEST CONDUCTED ON EDTA WHOLE BLOOD			




 DR. VINAY CHOPRA
 CONSULTANT PATHOLOGIST
 MBBS, MD (PATHOLOGY & MICROBIOLOGY)


 DR. YUGAM CHOPRA
 CONSULTANT PATHOLOGIST
 MBBS, MD (PATHOLOGY)



Dr. Vinay Chopra
 MD (Pathology & Microbiology)
 Chairman & Consultant Pathologist

Dr. Yugam Chopra
 MD (Pathology)
 CEO & Consultant Pathologist

NAME	: Mrs. MEHAKPREET KAUR W/O PARMINDER		
AGE/ GENDER	: 28 YRS/FEMALE	PATIENT ID	: 1711676
COLLECTED BY	:	REG. NO./LAB NO.	: 012412300018
REFERRED BY	: DR. VENI BEDI MITTAL	REGISTRATION DATE	: 30/Dec/2024 11:49 AM
BARCODE NO.	: 01523206	COLLECTION DATE	: 30/Dec/2024 11:54AM
CLIENT CODE.	: KOS DIAGNOSTIC LAB	REPORTING DATE	: 30/Dec/2024 01:06PM
CLIENT ADDRESS	: 6349/1, NICHOLSON ROAD, AMBALA CANTT		

Test Name	Value	Unit	Biological Reference interval
-----------	-------	------	-------------------------------

CLINICAL CHEMISTRY/BIOCHEMISTRY

LIVER FUNCTION TEST (COMPLETE)

BILIRUBIN TOTAL: SERUM <i>by DIAZOTIZATION, SPECTROPHOTOMETRY</i>	0.35	mg/dL	INFANT: 0.20 - 8.00 ADULT: 0.00 - 1.20
BILIRUBIN DIRECT (CONJUGATED): SERUM <i>by DIAZO MODIFIED, SPECTROPHOTOMETRY</i>	0.11	mg/dL	0.00 - 0.40
BILIRUBIN INDIRECT (UNCONJUGATED): SERUM <i>by CALCULATED, SPECTROPHOTOMETRY</i>	0.24	mg/dL	0.10 - 1.00
SGOT/AST: SERUM <i>by IFCC, WITHOUT PYRIDOXAL PHOSPHATE</i>	14.1	U/L	7.00 - 45.00
SGPT/ALT: SERUM <i>by IFCC, WITHOUT PYRIDOXAL PHOSPHATE</i>	12.2	U/L	0.00 - 49.00
AST/ALT RATIO: SERUM <i>by CALCULATED, SPECTROPHOTOMETRY</i>	1.16	RATIO	0.00 - 46.00
ALKALINE PHOSPHATASE: SERUM <i>by PARA NITROPHENYL PHOSPHATASE BY AMINO METHYL PROPANOL</i>	152.14^H	U/L	40.0 - 130.0
GAMMA GLUTAMYL TRANSFERASE (GGT): SERUM <i>by SZASZ, SPECTROPHOTOMETRY</i>	13.98	U/L	0.00 - 55.0
TOTAL PROTEINS: SERUM <i>by BIURET, SPECTROPHOTOMETRY</i>	6.1^L	gm/dL	6.20 - 8.00
ALBUMIN: SERUM <i>by BROMOCRESOL GREEN</i>	3.75	gm/dL	3.50 - 5.50
GLOBULIN: SERUM <i>by CALCULATED, SPECTROPHOTOMETRY</i>	2.35	gm/dL	2.30 - 3.50
A : G RATIO: SERUM <i>by CALCULATED, SPECTROPHOTOMETRY</i>	1.6	RATIO	1.00 - 2.00

INTERPRETATION


NOTE:- To be correlated in individuals having SGOT and SGPT values higher than Normal Reference Range.


USE:- Differential diagnosis of diseases of hepatobiliary system and pancreas.

INCREASED:

DRUG HEPATOTOXICITY	> 2
ALCOHOLIC HEPATITIS	> 2 (Highly Suggestive)
CIRRHOSIS	1.4 - 2.0
INTRAHEPATIC CHOLESTATIS	> 1.5




 DR.VINAY CHOPRA
 CONSULTANT PATHOLOGIST
 MBBS, MD (PATHOLOGY & MICROBIOLOGY)


 DR.YUGAM CHOPRA
 CONSULTANT PATHOLOGIST
 MBBS, MD (PATHOLOGY)



Dr. Vinay Chopra
 MD (Pathology & Microbiology)
 Chairman & Consultant Pathologist

Dr. Yugam Chopra
 MD (Pathology)
 CEO & Consultant Pathologist

NAME	: Mrs. MEHAKPREET KAUR W/O PARMINDER		
AGE/ GENDER	: 28 YRS/FEMALE	PATIENT ID	: 1711676
COLLECTED BY	:	REG. NO./LAB NO.	: 012412300018
REFERRED BY	: DR. VENI BEDI MITTAL	REGISTRATION DATE	: 30/Dec/2024 11:49 AM
BARCODE NO.	: 01523206	COLLECTION DATE	: 30/Dec/2024 11:54AM
CLIENT CODE.	: KOS DIAGNOSTIC LAB	REPORTING DATE	: 30/Dec/2024 01:06PM
CLIENT ADDRESS	: 6349/1, NICHOLSON ROAD, AMBALA CANTT		

Test Name	Value	Unit	Biological Reference interval
HEPATOCELLULAR CARCINOMA & CHRONIC HEPATITIS	> 1.3 (Slightly Increased)		
DECREASED:			
1. Acute Hepatitis due to virus, drugs, toxins (with AST increased 3 to 10 times upper limit of normal)			
2. Extra Hepatic cholestatis: 0.8 (normal or slightly decreased).			
PROGNOSTIC SIGNIFICANCE:			
NORMAL	< 0.65		
GOOD PROGNOSTIC SIGN	0.3 - 0.6		
POOR PROGNOSTIC SIGN	1.2 - 1.6		




DR. VINAY CHOPRA
 CONSULTANT PATHOLOGIST
 MBBS, MD (PATHOLOGY & MICROBIOLOGY)


DR. YUGAM CHOPRA
 CONSULTANT PATHOLOGIST
 MBBS, MD (PATHOLOGY)



Dr. Vinay Chopra
 MD (Pathology & Microbiology)
 Chairman & Consultant Pathologist

Dr. Yugam Chopra
 MD (Pathology)
 CEO & Consultant Pathologist

NAME	: Mrs. MEHAKPREET KAUR W/O PARMINDER	PATIENT ID	: 1711676
AGE/ GENDER	: 28 YRS/FEMALE	REG. NO./LAB NO.	: 012412300018
COLLECTED BY	:	REGISTRATION DATE	: 30/Dec/2024 11:49 AM
REFERRED BY	: DR. VENI BEDI MITTAL	COLLECTION DATE	: 30/Dec/2024 11:54AM
BARCODE NO.	: 01523206	REPORTING DATE	: 30/Dec/2024 12:44PM
CLIENT CODE.	: KOS DIAGNOSTIC LAB		
CLIENT ADDRESS	: 6349/1, NICHOLSON ROAD, AMBALA CANTT		

Test Name	Value	Unit	Biological Reference interval
-----------	-------	------	-------------------------------

CLINICAL PATHOLOGY

URINE ROUTINE & MICROSCOPIC EXAMINATION

PHYSICAL EXAMINATION

QUANTITY RECEIVED	10	ml	
<i>by DIP STICK/REFLECTANCE SPECTROPHOTOMETRY</i>			
COLOUR	PALE YELLOW		PALE YELLOW
<i>by DIP STICK/REFLECTANCE SPECTROPHOTOMETRY</i>			
TRANSPARANCY	HAZY		CLEAR
<i>by DIP STICK/REFLECTANCE SPECTROPHOTOMETRY</i>			
SPECIFIC GRAVITY	>=1.030		1.002 - 1.030
<i>by DIP STICK/REFLECTANCE SPECTROPHOTOMETRY</i>			

CHEMICAL EXAMINATION

REACTION	ACIDIC		
<i>by DIP STICK/REFLECTANCE SPECTROPHOTOMETRY</i>			
PROTEIN	Negative		NEGATIVE (-ve)
<i>by DIP STICK/REFLECTANCE SPECTROPHOTOMETRY</i>			
SUGAR	Negative		NEGATIVE (-ve)
<i>by DIP STICK/REFLECTANCE SPECTROPHOTOMETRY</i>			
pH	<=5.0		5.0 - 7.5
<i>by DIP STICK/REFLECTANCE SPECTROPHOTOMETRY</i>			
BILIRUBIN	Negative		NEGATIVE (-ve)
<i>by DIP STICK/REFLECTANCE SPECTROPHOTOMETRY</i>			
NITRITE	Negative		NEGATIVE (-ve)
<i>by DIP STICK/REFLECTANCE SPECTROPHOTOMETRY</i>			
UROBILINOGEN	Normal	EU/dL	0.2 - 1.0
<i>by DIP STICK/REFLECTANCE SPECTROPHOTOMETRY</i>			
KETONE BODIES	Negative		NEGATIVE (-ve)
<i>by DIP STICK/REFLECTANCE SPECTROPHOTOMETRY</i>			
BLOOD	Negative		NEGATIVE (-ve)
<i>by DIP STICK/REFLECTANCE SPECTROPHOTOMETRY</i>			
ASCORBIC ACID	NEGATIVE (-ve)		NEGATIVE (-ve)
<i>by DIP STICK/REFLECTANCE SPECTROPHOTOMETRY</i>			

MICROSCOPIC EXAMINATION

RED BLOOD CELLS (RBCs)	NEGATIVE (-ve)	/HPF	0 - 3
------------------------	----------------	------	-------




 DR. VINAY CHOPRA
 CONSULTANT PATHOLOGIST
 MBBS, MD (PATHOLOGY & MICROBIOLOGY)


 DR. YUGAM CHOPRA
 CONSULTANT PATHOLOGIST
 MBBS, MD (PATHOLOGY)



Dr. Vinay Chopra
 MD (Pathology & Microbiology)
 Chairman & Consultant Pathologist


Dr. Yugam Chopra
 MD (Pathology)
 CEO & Consultant Pathologist


NAME	: Mrs. MEHAKPREET KAUR W/O PARMINDER		
AGE/ GENDER	: 28 YRS/FEMALE	PATIENT ID	: 1711676
COLLECTED BY	:	REG. NO./LAB NO.	: 012412300018
REFERRED BY	: DR. VENI BEDI MITTAL	REGISTRATION DATE	: 30/Dec/2024 11:49 AM
BARCODE NO.	: 01523206	COLLECTION DATE	: 30/Dec/2024 11:54AM
CLIENT CODE.	: KOS DIAGNOSTIC LAB	REPORTING DATE	: 30/Dec/2024 12:44PM
CLIENT ADDRESS	: 6349/1, NICHOLSON ROAD, AMBALA CANTT		

Test Name	Value	Unit	Biological Reference interval
by MICROSCOPY ON CENTRIFUGED URINARY SEDIMENT			
PUS CELLS	6-8	/HPF	0 - 5
by MICROSCOPY ON CENTRIFUGED URINARY SEDIMENT			
EPITHELIAL CELLS	4-6	/HPF	ABSENT
by MICROSCOPY ON CENTRIFUGED URINARY SEDIMENT			
CRYSTALS	NEGATIVE (-ve)		NEGATIVE (-ve)
by MICROSCOPY ON CENTRIFUGED URINARY SEDIMENT			
CASTS	NEGATIVE (-ve)		NEGATIVE (-ve)
by MICROSCOPY ON CENTRIFUGED URINARY SEDIMENT			
BACTERIA	NEGATIVE (-ve)		NEGATIVE (-ve)
by MICROSCOPY ON CENTRIFUGED URINARY SEDIMENT			
OTHERS	NEGATIVE (-ve)		NEGATIVE (-ve)
by MICROSCOPY ON CENTRIFUGED URINARY SEDIMENT			
TRICHOMONAS VAGINALIS (PROTOZOA)	ABSENT		ABSENT
by MICROSCOPY ON CENTRIFUGED URINARY SEDIMENT			

*** End Of Report ***




 DR.VINAY CHOPRA
 CONSULTANT PATHOLOGIST
 MBBS, MD (PATHOLOGY & MICROBIOLOGY)


 DR.YUGAM CHOPRA
 CONSULTANT PATHOLOGIST
 MBBS, MD (PATHOLOGY)

