

Dr. Vinay Chopra
 MD (Pathology & Microbiology)
 Chairman & Consultant Pathologist

Dr. Yugam Chopra
 MD (Pathology)
 CEO & Consultant Pathologist

NAME	: Mr. VINAY DUA	PATIENT ID	: 1713935
AGE/ GENDER	: 51 YRS/MALE	REG. NO./LAB NO.	: 012501020027
COLLECTED BY	: SURJESH	REGISTRATION DATE	: 02/Jan/2025 10:07 AM
REFERRED BY	:	COLLECTION DATE	: 02/Jan/2025 10:19AM
BARCODE NO.	: 01523333	REPORTING DATE	: 02/Jan/2025 02:22PM
CLIENT CODE.	: KOS DIAGNOSTIC LAB		
CLIENT ADDRESS	: 6349/1, NICHOLSON ROAD, AMBALA CANTT		

Test Name	Value	Unit	Biological Reference interval
-----------	-------	------	-------------------------------

HAEMATOLOGY

GLYCOSYLATED HAEMOGLOBIN (HbA1C)

GLYCOSYLATED HAEMOGLOBIN (HbA1c): WHOLE BLOOD <i>by HPLC (HIGH PERFORMANCE LIQUID CHROMATOGRAPHY)</i>	8.6^H	%	4.0 - 6.4
ESTIMATED AVERAGE PLASMA GLUCOSE <i>by HPLC (HIGH PERFORMANCE LIQUID CHROMATOGRAPHY)</i>	200.12^H	mg/dL	60.00 - 140.00

INTERPRETATION:


AS PER AMERICAN DIABETES ASSOCIATION (ADA):

REFERENCE GROUP	GLYCOSYLATED HEMOGLOBIN (HbA1C) in %
Non diabetic Adults >= 18 years	<5.7
At Risk (Prediabetes)	5.7 – 6.4
Diagnosing Diabetes	>= 6.5
Therapeutic goals for glycemic control	Age > 19 Years
	Goals of Therapy: < 7.0
	Actions Suggested: >8.0
	Age < 19 Years
	Goal of therapy: <7.5

COMMENTS:

- Glycosylated hemoglobin (HbA1c) test is three monthly monitoring done to assess compliance with therapeutic regimen in diabetic patients.
- Since Hb1c reflects long term fluctuations in blood glucose concentration, a diabetic patient who has recently under good control may still have high concentration of HbA1c. Converse is true for a diabetic previously under good control but now poorly controlled.
- Target goals of < 7.0 % may be beneficial in patients with short duration of diabetes, long life expectancy and no significant cardiovascular disease. In patients with significant complications of diabetes, limited life expectancy or extensive co-morbid conditions, targeting a goal of < 7.0% may not be appropriate.
- High HbA1c (>9.0 -9.5 %) is strongly associated with risk of development and rapid progression of microvascular and nerve complications
- Any condition that shortens RBC life span like acute blood loss, hemolytic anemia falsely lowers HbA1c results.
- HbA1c results from patients with HbSS, HbSC and HbD must be interpreted with caution, given the pathological processes including anemia, increased red cell turnover, and transfusion requirement that adversely impact HbA1c as a marker of long-term glycemic control.
- Specimens from patients with polycythemia or post-splenectomy may exhibit increase in HbA1c values due to a somewhat longer life span of the red cells.




DR. VINAY CHOPRA
 CONSULTANT PATHOLOGIST
 MBBS, MD (PATHOLOGY & MICROBIOLOGY)


DR. YUGAM CHOPRA
 CONSULTANT PATHOLOGIST
 MBBS, MD (PATHOLOGY)



Dr. Vinay Chopra
 MD (Pathology & Microbiology)
 Chairman & Consultant Pathologist

Dr. Yugam Chopra
 MD (Pathology)
 CEO & Consultant Pathologist

NAME	: Mr. VINAY DUA	PATIENT ID	: 1713935
AGE/ GENDER	: 51 YRS/MALE	REG. NO./LAB NO.	: 012501020027
COLLECTED BY	: SURJESH	REGISTRATION DATE	: 02/Jan/2025 10:07 AM
REFERRED BY	:	COLLECTION DATE	: 02/Jan/2025 10:19AM
BARCODE NO.	: 01523333	REPORTING DATE	: 02/Jan/2025 11:13AM
CLIENT CODE.	: KOS DIAGNOSTIC LAB		
CLIENT ADDRESS	: 6349/1, NICHOLSON ROAD, AMBALA CANTT		

Test Name	Value	Unit	Biological Reference interval
-----------	-------	------	-------------------------------

CLINICAL CHEMISTRY/BIOCHEMISTRY

GLUCOSE FASTING (F)

GLUCOSE FASTING (F): PLASMA by GLUCOSE OXIDASE - PEROXIDASE (GOD-POD)	261.97^H	mg/dL	NORMAL: < 100.0 PREDIABETIC: 100.0 - 125.0 DIABETIC: > OR = 126.0
--	---------------------------	-------	---


INTERPRETATION


IN ACCORDANCE WITH AMERICAN DIABETES ASSOCIATION GUIDELINES:

1. A fasting plasma glucose level below 100 mg/dl is considered normal.
2. A fasting plasma glucose level between 100 - 125 mg/dl is considered as glucose intolerant or prediabetic. A fasting and post-prandial blood test (after consumption of 75 gms of glucose) is recommended for all such patients.
3. A fasting plasma glucose level of above 125 mg/dl is highly suggestive of diabetic state. A repeat post-prandial is strongly recommended for all such patients. A fasting plasma glucose level in excess of 125 mg/dl on both occasions is confirmatory for diabetic state.

*** End Of Report ***




DR.VINAY CHOPRA
 CONSULTANT PATHOLOGIST
 MBBS, MD (PATHOLOGY & MICROBIOLOGY)


DR.YUGAM CHOPRA
 CONSULTANT PATHOLOGIST
 MBBS, MD (PATHOLOGY)

