

Dr. Vinay Chopra
 MD (Pathology & Microbiology)
 Chairman & Consultant Pathologist

Dr. Yugam Chopra
 MD (Pathology)
 CEO & Consultant Pathologist

NAME	: Mrs. RITA JAIN	PATIENT ID	: 1718865
AGE/ GENDER	: 61 YRS/FEMALE	REG. NO./LAB NO.	: 012501080009
COLLECTED BY	: SURJESH	REGISTRATION DATE	: 08/Jan/2025 08:39 AM
REFERRED BY	:	COLLECTION DATE	: 08/Jan/2025 09:08 AM
BARCODE NO.	: 01523594	REPORTING DATE	: 08/Jan/2025 10:53 AM
CLIENT CODE.	: KOS DIAGNOSTIC LAB		
CLIENT ADDRESS	: 6349/1, NICHOLSON ROAD, AMBALA CANTT		

Test Name	Value	Unit	Biological Reference interval
-----------	-------	------	-------------------------------

CLINICAL CHEMISTRY/BIOCHEMISTRY

GLUCOSE FASTING (F)

GLUCOSE FASTING (F): PLASMA by GLUCOSE OXIDASE - PEROXIDASE (GOD-POD)	102.76^H	mg/dL	NORMAL: < 100.0 PREDIABETIC: 100.0 - 125.0 DIABETIC: > OR = 126.0
--	---------------------------	-------	---

INTERPRETATION

IN ACCORDANCE WITH AMERICAN DIABETES ASSOCIATION GUIDELINES:

1. A fasting plasma glucose level below 100 mg/dl is considered normal.
2. A fasting plasma glucose level between 100 - 125 mg/dl is considered as glucose intolerant or prediabetic. A fasting and post-prandial blood test (after consumption of 75 gms of glucose) is recommended for all such patients.
3. A fasting plasma glucose level of above 125 mg/dl is highly suggestive of diabetic state. A repeat post-prandial is strongly recommended for all such patients. A fasting plasma glucose level in excess of 125 mg/dl on both occasions is confirmatory for diabetic state.




 DR. VINAY CHOPRA

CONSULTANT PATHOLOGIST
 MBBS, MD (PATHOLOGY & MICROBIOLOGY)


 DR. YUGAM CHOPRA

CONSULTANT PATHOLOGIST
 MBBS, MD (PATHOLOGY)




Dr. Vinay Chopra
 MD (Pathology & Microbiology)
 Chairman & Consultant Pathologist


Dr. Yugam Chopra
 MD (Pathology)
 CEO & Consultant Pathologist

NAME	: Mrs. RITA JAIN	PATIENT ID	: 1718865
AGE/ GENDER	: 61 YRS/FEMALE	REG. NO./LAB NO.	: 012501080009
COLLECTED BY	: SURJESH	REGISTRATION DATE	: 08/Jan/2025 08:39 AM
REFERRED BY	:	COLLECTION DATE	: 08/Jan/2025 09:08 AM
BARCODE NO.	: 01523594	REPORTING DATE	: 08/Jan/2025 10:53 AM
CLIENT CODE.	: KOS DIAGNOSTIC LAB		
CLIENT ADDRESS	: 6349/1, NICHOLSON ROAD, AMBALA CANTT		

Test Name	Value	Unit	Biological Reference interval
LIPID PROFILE : BASIC			
CHOLESTEROL TOTAL: SERUM <i>by CHOLESTEROL OXIDASE PAP</i>	166.81	mg/dL	OPTIMAL: < 200.0 BORDERLINE HIGH: 200.0 - 239.0 HIGH CHOLESTEROL: > OR = 240.0
TRIGLYCERIDES: SERUM <i>by GLYCEROL PHOSPHATE OXIDASE (ENZYMATIC)</i>	82.34	mg/dL	OPTIMAL: < 150.0 BORDERLINE HIGH: 150.0 - 199.0 HIGH: 200.0 - 499.0 VERY HIGH: > OR = 500.0
HDL CHOLESTEROL (DIRECT): SERUM <i>by SELECTIVE INHIBITION</i>	67.92	mg/dL	LOW HDL: < 30.0 BORDERLINE HIGH HDL: 30.0 - 60.0 HIGH HDL: > OR = 60.0
LDL CHOLESTEROL: SERUM <i>by CALCULATED, SPECTROPHOTOMETRY</i>	82.42	mg/dL	OPTIMAL: < 100.0 ABOVE OPTIMAL: 100.0 - 129.0 BORDERLINE HIGH: 130.0 - 159.0 HIGH: 160.0 - 189.0 VERY HIGH: > OR = 190.0
NON HDL CHOLESTEROL: SERUM <i>by CALCULATED, SPECTROPHOTOMETRY</i>	98.89	mg/dL	OPTIMAL: < 130.0 ABOVE OPTIMAL: 130.0 - 159.0 BORDERLINE HIGH: 160.0 - 189.0 HIGH: 190.0 - 219.0 VERY HIGH: > OR = 220.0
VLDL CHOLESTEROL: SERUM <i>by CALCULATED, SPECTROPHOTOMETRY</i>	16.47	mg/dL	0.00 - 45.00
TOTAL LIPIDS: SERUM <i>by CALCULATED, SPECTROPHOTOMETRY</i>	415.96	mg/dL	350.00 - 700.00
CHOLESTEROL/HDL RATIO: SERUM <i>by CALCULATED, SPECTROPHOTOMETRY</i>	2.46	RATIO	LOW RISK: 3.30 - 4.40 AVERAGE RISK: 4.50 - 7.0 MODERATE RISK: 7.10 - 11.0 HIGH RISK: > 11.0




DR. VINAY CHOPRA
 CONSULTANT PATHOLOGIST
 MBBS, MD (PATHOLOGY & MICROBIOLOGY)


DR. YUGAM CHOPRA
 CONSULTANT PATHOLOGIST
 MBBS, MD (PATHOLOGY)



Dr. Vinay Chopra
 MD (Pathology & Microbiology)
 Chairman & Consultant Pathologist

Dr. Yugam Chopra
 MD (Pathology)
 CEO & Consultant Pathologist

NAME	: Mrs. RITA JAIN	PATIENT ID	: 1718865
AGE/ GENDER	: 61 YRS/FEMALE	REG. NO./LAB NO.	: 012501080009
COLLECTED BY	: SURJESH	REGISTRATION DATE	: 08/Jan/2025 08:39 AM
REFERRED BY	:	COLLECTION DATE	: 08/Jan/2025 09:08AM
BARCODE NO.	: 01523594	REPORTING DATE	: 08/Jan/2025 10:53AM
CLIENT CODE.	: KOS DIAGNOSTIC LAB		
CLIENT ADDRESS	: 6349/1, NICHOLSON ROAD, AMBALA CANTT		


Test Name	Value	Unit	Biological Reference interval
LDL/HDL RATIO: SERUM <i>by CALCULATED, SPECTROPHOTOMETRY</i>	1.21	RATIO	LOW RISK: 0.50 - 3.0 MODERATE RISK: 3.10 - 6.0 HIGH RISK: > 6.0
TRIGLYCERIDES/HDL RATIO: SERUM <i>by CALCULATED, SPECTROPHOTOMETRY</i>	1.21 ^L	RATIO	3.00 - 5.00


INTERPRETATION:

1. Measurements in the same patient can show physiological & analytical variations. Three serial samples 1 week apart are recommended for Total Cholesterol, Triglycerides, HDL & LDL Cholesterol.
2. As per NLA-2014 guidelines, all adults above the age of 20 years should be screened for lipid status. Selective screening of children above the age of 2 years with a family history of premature cardiovascular disease or those with at least one parent with high total cholesterol is recommended.
3. Low HDL levels are associated with increased risk for Atherosclerotic Cardiovascular disease (ASCVD) due to insufficient HDL being available to participate in reverse cholesterol transport, the process by which cholesterol is eliminated from peripheral tissues.
4. NLA-2014 identifies Non HDL Cholesterol (an indicator of all atherogenic lipoproteins such as LDL, VLDL, IDL, Lp(a), Chylomicron remnants) along with LDL-cholesterol as co-primary target for cholesterol lowering therapy. Note that major risk factors can modify treatment goals for LDL & Non HDL.
5. Additional testing for Apolipoprotein B, hsCRP, Lp(a) & LP-PLA2 should be considered among patients with moderate risk for ASCVD for risk refinement

*** End Of Report ***




DR. VINAY CHOPRA
 CONSULTANT PATHOLOGIST
 MBBS, MD (PATHOLOGY & MICROBIOLOGY)


DR. YUGAM CHOPRA
 CONSULTANT PATHOLOGIST
 MBBS, MD (PATHOLOGY)

