

Dr. Vinay Chopra
 MD (Pathology & Microbiology)
 Chairman & Consultant Pathologist

Dr. Yugam Chopra
 MD (Pathology)
 CEO & Consultant Pathologist

NAME	: Mr. SATISH KUMAR	PATIENT ID	: 1725276
AGE/ GENDER	: 70 YRS/MALE	REG. NO./LAB NO.	: 012501160023
COLLECTED BY	: SURJESH	REGISTRATION DATE	: 16/Jan/2025 10:33 AM
REFERRED BY	:	COLLECTION DATE	: 16/Jan/2025 10:37AM
BARCODE NO.	: 01523954	REPORTING DATE	: 16/Jan/2025 10:58AM
CLIENT CODE.	: KOS DIAGNOSTIC LAB		
CLIENT ADDRESS	: 6349/1, NICHOLSON ROAD, AMBALA CANTT		

Test Name	Value	Unit	Biological Reference interval
-----------	-------	------	-------------------------------

HAEMATOLOGY

HAEMOGLOBIN (HB)

HAEMOGLOBIN (HB)	12.8	gm/dL	12.0 - 17.0
------------------	------	-------	-------------

by CALORIMETRIC

INTERPRETATION:-

Hemoglobin is the protein molecule in red blood cells that carries oxygen from the lungs to the bodys tissues and returns carbon dioxide from the tissues back to the lungs.

A low hemoglobin level is referred to as ANEMIA or low red blood count.

ANEMIA (DECREASED HAEMOGLOBIN):

- 1) Loss of blood (traumatic injury, surgery, bleeding, colon cancer or stomach ulcer)
- 2) Nutritional deficiency (iron, vitamin B12, folate)
- 3) Bone marrow problems (replacement of bone marrow by cancer)
- 4) Suppression by red blood cell synthesis by chemotherapy drugs
- 5) Kidney failure
- 6) Abnormal hemoglobin structure (sickle cell anemia or thalassemia).

POLYCYTHEMIA (INCREASED HAEMOGLOBIN):

- 1) People in higher altitudes (Physiological)
- 2) Smoking (Secondary Polycythemia)
- 3) Dehydration produces a falsely rise in hemoglobin due to increased haemoconcentration
- 4) Advanced lung disease (for example, emphysema)
- 5) Certain tumors
- 6) A disorder of the bone marrow known as polycythemia rubra vera,
- 7) Abuse of the drug erythropoietin (Epogen) by athletes for blood doping purposes (increasing the amount of oxygen available to the body by chemically raising the production of red blood cells).

NOTE: TEST CONDUCTED ON EDTA WHOLE BLOOD




 DR.VINAY CHOPRA
 CONSULTANT PATHOLOGIST
 MBBS, MD (PATHOLOGY & MICROBIOLOGY)


 DR.YUGAM CHOPRA
 CONSULTANT PATHOLOGIST
 MBBS , MD (PATHOLOGY)



Dr. Vinay Chopra
 MD (Pathology & Microbiology)
 Chairman & Consultant Pathologist

Dr. Yugam Chopra
 MD (Pathology)
 CEO & Consultant Pathologist

NAME	: Mr. SATISH KUMAR	PATIENT ID	: 1725276
AGE/ GENDER	: 70 YRS/MALE	REG. NO./LAB NO.	: 012501160023
COLLECTED BY	: SURJESH	REGISTRATION DATE	: 16/Jan/2025 10:33 AM
REFERRED BY	:	COLLECTION DATE	: 16/Jan/2025 10:37AM
BARCODE NO.	: 01523954	REPORTING DATE	: 16/Jan/2025 12:12PM
CLIENT CODE.	: KOS DIAGNOSTIC LAB		
CLIENT ADDRESS	: 6349/1, NICHOLSON ROAD, AMBALA CANTT		


Test Name	Value	Unit	Biological Reference interval
-----------	-------	------	-------------------------------


CLINICAL CHEMISTRY/BIOCHEMISTRY

CREATININE

CREATININE: SERUM	1.61 ^H	mg/dL	0.40 - 1.40
by ENZYMATIC, SPECTROPHOTOMETRY			




 DR.VINAY CHOPRA
 CONSULTANT PATHOLOGIST
 MBBS, MD (PATHOLOGY & MICROBIOLOGY)


 DR.YUGAM CHOPRA
 CONSULTANT PATHOLOGIST
 MBBS, MD (PATHOLOGY)



Dr. Vinay Chopra
 MD (Pathology & Microbiology)
 Chairman & Consultant Pathologist

Dr. Yugam Chopra
 MD (Pathology)
 CEO & Consultant Pathologist

NAME	: Mr. SATISH KUMAR	PATIENT ID	: 1725276
AGE/ GENDER	: 70 YRS/MALE	REG. NO./LAB NO.	: 012501160023
COLLECTED BY	: SURJESH	REGISTRATION DATE	: 16/Jan/2025 10:33 AM
REFERRED BY	:	COLLECTION DATE	: 16/Jan/2025 10:37AM
BARCODE NO.	: 01523954	REPORTING DATE	: 16/Jan/2025 12:01PM
CLIENT CODE.	: KOS DIAGNOSTIC LAB		
CLIENT ADDRESS	: 6349/1, NICHOLSON ROAD, AMBALA CANTT		

Test Name	Value	Unit	Biological Reference interval
-----------	-------	------	-------------------------------

CLINICAL PATHOLOGY

URINE ROUTINE & MICROSCOPIC EXAMINATION

PHYSICAL EXAMINATION

QUANTITY RECEIVED	10	ml	
by DIP STICK/REFLECTANCE SPECTROPHOTOMETRY			
COLOUR	AMBER YELLOW		PALE YELLOW
by DIP STICK/REFLECTANCE SPECTROPHOTOMETRY			
TRANSPARANCY	HAZY		CLEAR
by DIP STICK/REFLECTANCE SPECTROPHOTOMETRY			
SPECIFIC GRAVITY	1.01		1.002 - 1.030
by DIP STICK/REFLECTANCE SPECTROPHOTOMETRY			


CHEMICAL EXAMINATION


REACTION	ACIDIC		
by DIP STICK/REFLECTANCE SPECTROPHOTOMETRY			
PROTEIN	1+		NEGATIVE (-ve)
by DIP STICK/REFLECTANCE SPECTROPHOTOMETRY			
SUGAR	Negative		NEGATIVE (-ve)
by DIP STICK/REFLECTANCE SPECTROPHOTOMETRY			
pH	6		5.0 - 7.5
by DIP STICK/REFLECTANCE SPECTROPHOTOMETRY			
BILIRUBIN	Negative		NEGATIVE (-ve)
by DIP STICK/REFLECTANCE SPECTROPHOTOMETRY			
NITRITE	Negative		NEGATIVE (-ve)
by DIP STICK/REFLECTANCE SPECTROPHOTOMETRY			
UROBILINOGEN	Normal	EU/dL	0.2 - 1.0
by DIP STICK/REFLECTANCE SPECTROPHOTOMETRY			
KETONE BODIES	Negative		NEGATIVE (-ve)
by DIP STICK/REFLECTANCE SPECTROPHOTOMETRY			
BLOOD	Negative		NEGATIVE (-ve)
by DIP STICK/REFLECTANCE SPECTROPHOTOMETRY			
ASCORBIC ACID	NEGATIVE (-ve)		NEGATIVE (-ve)
by DIP STICK/REFLECTANCE SPECTROPHOTOMETRY			

MICROSCOPIC EXAMINATION

RED BLOOD CELLS (RBCs)	NEGATIVE (-ve)	/HPF	0 - 3
by MICROSCOPY ON CENTRIFUGED URINARY SEDIMENT			




 DR. VINAY CHOPRA
 CONSULTANT PATHOLOGIST
 MBBS, MD (PATHOLOGY & MICROBIOLOGY)


 DR. YUGAM CHOPRA
 CONSULTANT PATHOLOGIST
 MBBS, MD (PATHOLOGY)



Dr. Vinay Chopra
 MD (Pathology & Microbiology)
 Chairman & Consultant Pathologist


Dr. Yugam Chopra
 MD (Pathology)
 CEO & Consultant Pathologist


NAME	: Mr. SATISH KUMAR	PATIENT ID	: 1725276
AGE/ GENDER	: 70 YRS/MALE	REG. NO./LAB NO.	: 012501160023
COLLECTED BY	: SURJESH	REGISTRATION DATE	: 16/Jan/2025 10:33 AM
REFERRED BY	:	COLLECTION DATE	: 16/Jan/2025 10:37AM
BARCODE NO.	: 01523954	REPORTING DATE	: 16/Jan/2025 12:01PM
CLIENT CODE.	: KOS DIAGNOSTIC LAB		
CLIENT ADDRESS	: 6349/1, NICHOLSON ROAD, AMBALA CANTT		

Test Name	Value	Unit	Biological Reference interval
PUS CELLS <i>by MICROSCOPY ON CENTRIFUGED URINARY SEDIMENT</i>	2-4	/HPF	0 - 5
EPITHELIAL CELLS <i>by MICROSCOPY ON CENTRIFUGED URINARY SEDIMENT</i>	1-3	/HPF	ABSENT
CRYSTALS <i>by MICROSCOPY ON CENTRIFUGED URINARY SEDIMENT</i>	NEGATIVE (-ve)		NEGATIVE (-ve)
CASTS <i>by MICROSCOPY ON CENTRIFUGED URINARY SEDIMENT</i>	NEGATIVE (-ve)		NEGATIVE (-ve)
BACTERIA <i>by MICROSCOPY ON CENTRIFUGED URINARY SEDIMENT</i>	NEGATIVE (-ve)		NEGATIVE (-ve)
OTHERS <i>by MICROSCOPY ON CENTRIFUGED URINARY SEDIMENT</i>	NEGATIVE (-ve)		NEGATIVE (-ve)
TRICHOMONAS VAGINALIS (PROTOZOA) <i>by MICROSCOPY ON CENTRIFUGED URINARY SEDIMENT</i>	ABSENT		ABSENT

*** End Of Report ***




 DR.VINAY CHOPRA
 CONSULTANT PATHOLOGIST
 MBBS, MD (PATHOLOGY & MICROBIOLOGY)


 DR.YUGAM CHOPRA
 CONSULTANT PATHOLOGIST
 MBBS, MD (PATHOLOGY)

