

Dr. Vinay Chopra
 MD (Pathology & Microbiology)
 Chairman & Consultant Pathologist

Dr. Yugam Chopra
 MD (Pathology)
 CEO & Consultant Pathologist

| | | | |
|-----------------------|--|--------------------------|------------------------|
| NAME | : Mr. DALBIR SINGH | PATIENT ID | : 1726311 |
| AGE/ GENDER | : 40 YRS/MALE | REG. NO./LAB NO. | : 012501170018 |
| COLLECTED BY | : | REGISTRATION DATE | : 17/Jan/2025 10:33 AM |
| REFERRED BY | : | COLLECTION DATE | : 17/Jan/2025 10:33AM |
| BARCODE NO. | : 01523996 | REPORTING DATE | : 17/Jan/2025 10:49AM |
| CLIENT CODE. | : KOS DIAGNOSTIC LAB | | |
| CLIENT ADDRESS | : 6349/1, NICHOLSON ROAD, AMBALA CANTT | | |

| Test Name | Value | Unit | Biological Reference interval |
|-----------|-------|------|-------------------------------|
|-----------|-------|------|-------------------------------|

CLINICAL PATHOLOGY

URINE ROUTINE & MICROSCOPIC EXAMINATION

PHYSICAL EXAMINATION

| | | | |
|---|--------------|----|---------------|
| QUANTITY RECEIVED | 10 | ml | |
| <i>by DIP STICK/REFLECTANCE SPECTROPHOTOMETRY</i> | | | |
| COLOUR | AMBER YELLOW | | PALE YELLOW |
| <i>by DIP STICK/REFLECTANCE SPECTROPHOTOMETRY</i> | | | |
| TRANSPARANCY | CLEAR | | CLEAR |
| <i>by DIP STICK/REFLECTANCE SPECTROPHOTOMETRY</i> | | | |
| SPECIFIC GRAVITY | <=1.005 | | 1.002 - 1.030 |
| <i>by DIP STICK/REFLECTANCE SPECTROPHOTOMETRY</i> | | | |


CHEMICAL EXAMINATION


| | | | |
|--|----------------|-------|----------------|
| REACTION | ACIDIC | | |
| <i>by DIP STICK/REFLECTANCE SPECTROPHOTOMETRY</i> | | | |
| PROTEIN | Negative | | NEGATIVE (-ve) |
| <i>by DIP STICK/REFLECTANCE SPECTROPHOTOMETRY</i> | | | |
| SUGAR | Negative | | NEGATIVE (-ve) |
| <i>by DIP STICK/REFLECTANCE SPECTROPHOTOMETRY</i> | | | |
| pH | 6 | | 5.0 - 7.5 |
| <i>by DIP STICK/REFLECTANCE SPECTROPHOTOMETRY</i> | | | |
| BILIRUBIN | Negative | | NEGATIVE (-ve) |
| <i>by DIP STICK/REFLECTANCE SPECTROPHOTOMETRY</i> | | | |
| NITRITE | Negative | | NEGATIVE (-ve) |
| <i>by DIP STICK/REFLECTANCE SPECTROPHOTOMETRY.</i> | | | |
| UROBILINOGEN | Normal | EU/dL | 0.2 - 1.0 |
| <i>by DIP STICK/REFLECTANCE SPECTROPHOTOMETRY</i> | | | |
| KETONE BODIES | Negative | | NEGATIVE (-ve) |
| <i>by DIP STICK/REFLECTANCE SPECTROPHOTOMETRY</i> | | | |
| BLOOD | Negative | | NEGATIVE (-ve) |
| <i>by DIP STICK/REFLECTANCE SPECTROPHOTOMETRY</i> | | | |
| ASCORBIC ACID | NEGATIVE (-ve) | | NEGATIVE (-ve) |
| <i>by DIP STICK/REFLECTANCE SPECTROPHOTOMETRY</i> | | | |

MICROSCOPIC EXAMINATION

| | | | |
|------------------------|----------------|------|-------|
| RED BLOOD CELLS (RBCs) | NEGATIVE (-ve) | /HPF | 0 - 3 |
|------------------------|----------------|------|-------|




DR. VINAY CHOPRA
 CONSULTANT PATHOLOGIST
 MBBS, MD (PATHOLOGY & MICROBIOLOGY)


DR. YUGAM CHOPRA
 CONSULTANT PATHOLOGIST
 MBBS, MD (PATHOLOGY)



TEST PERFORMED AT KOS DIAGNOSTIC LAB, AMBALA CANTT.


Dr. Vinay Chopra
MD (Pathology & Microbiology)
Chairman & Consultant Pathologist

Dr. Yugam Chopra
MD (Pathology)
CEO & Consultant Pathologist


| | | | |
|-----------------------|--|--------------------------|------------------------|
| NAME | : Mr. DALBIR SINGH | PATIENT ID | : 1726311 |
| AGE/ GENDER | : 40 YRS/MALE | REG. NO./LAB NO. | : 012501170018 |
| COLLECTED BY | : | REGISTRATION DATE | : 17/Jan/2025 10:33 AM |
| REFERRED BY | : | COLLECTION DATE | : 17/Jan/2025 10:33AM |
| BARCODE NO. | : 01523996 | REPORTING DATE | : 17/Jan/2025 10:49AM |
| CLIENT CODE. | : KOS DIAGNOSTIC LAB | | |
| CLIENT ADDRESS | : 6349/1, NICHOLSON ROAD, AMBALA CANTT | | |

| Test Name | Value | Unit | Biological Reference interval |
|--|----------------|------|-------------------------------|
| <i>by MICROSCOPY ON CENTRIFUGED URINARY SEDIMENT</i> | | | |
| PUS CELLS | 0-2 | /HPF | 0 - 5 |
| <i>by MICROSCOPY ON CENTRIFUGED URINARY SEDIMENT</i> | | | |
| EPITHELIAL CELLS | 1-2 | /HPF | ABSENT |
| <i>by MICROSCOPY ON CENTRIFUGED URINARY SEDIMENT</i> | | | |
| CRYSTALS | Occasional | | NEGATIVE (-ve) |
| <i>by MICROSCOPY ON CENTRIFUGED URINARY SEDIMENT</i> | | | |
| CASTS | NEGATIVE (-ve) | | NEGATIVE (-ve) |
| <i>by MICROSCOPY ON CENTRIFUGED URINARY SEDIMENT</i> | | | |
| BACTERIA | NEGATIVE (-ve) | | NEGATIVE (-ve) |
| <i>by MICROSCOPY ON CENTRIFUGED URINARY SEDIMENT</i> | | | |
| OTHERS | NEGATIVE (-ve) | | NEGATIVE (-ve) |
| <i>by MICROSCOPY ON CENTRIFUGED URINARY SEDIMENT</i> | | | |
| TRICHOMONAS VAGINALIS (PROTOZOA) | ABSENT | | ABSENT |
| <i>by MICROSCOPY ON CENTRIFUGED URINARY SEDIMENT</i> | | | |

*** End Of Report ***

DR. VINAY CHOPRA
CONSULTANT PATHOLOGIST
MBBS, MD (PATHOLOGY & MICROBIOLOGY)



DR. YUGAM CHOPRA
CONSULTANT PATHOLOGIST
MBBS, MD (PATHOLOGY)

