

Dr. Vinay Chopra
 MD (Pathology & Microbiology)
 Chairman & Consultant Pathologist

Dr. Yugam Chopra
 MD (Pathology)
 CEO & Consultant Pathologist

NAME	: Mrs. SATWINDER KAUR	PATIENT ID	: 1733564
AGE/ GENDER	: 46 YRS/FEMALE	REG. NO./LAB NO.	: 012501240041
COLLECTED BY	:	REGISTRATION DATE	: 24/Jan/2025 12:40 PM
REFERRED BY	:	COLLECTION DATE	: 24/Jan/2025 01:02PM
BARCODE NO.	: 01524367	REPORTING DATE	: 24/Jan/2025 03:54PM
CLIENT CODE.	: KOS DIAGNOSTIC LAB		
CLIENT ADDRESS	: 6349/1, NICHOLSON ROAD, AMBALA CANTT		


Test Name	Value	Unit	Biological Reference interval
-----------	-------	------	-------------------------------


CLINICAL CHEMISTRY/BIOCHEMISTRY

LIPID PROFILE : BASIC

CHOLESTEROL TOTAL: SERUM <i>by CHOLESTEROL OXIDASE PAP</i>	214.82^H	mg/dL	OPTIMAL: < 200.0 BORDERLINE HIGH: 200.0 - 239.0 HIGH CHOLESTEROL: > OR = 240.0
TRIGLYCERIDES: SERUM <i>by GLYCEROL PHOSPHATE OXIDASE (ENZYMATIC)</i>	86.79	mg/dL	OPTIMAL: < 150.0 BORDERLINE HIGH: 150.0 - 199.0 HIGH: 200.0 - 499.0 VERY HIGH: > OR = 500.0
HDL CHOLESTEROL (DIRECT): SERUM <i>by SELECTIVE INHIBITION</i>	57.62	mg/dL	LOW HDL: < 30.0 BORDERLINE HIGH HDL: 30.0 - 60.0 HIGH HDL: > OR = 60.0
LDL CHOLESTEROL: SERUM <i>by CALCULATED, SPECTROPHOTOMETRY</i>	139.84^H	mg/dL	OPTIMAL: < 100.0 ABOVE OPTIMAL: 100.0 - 129.0 BORDERLINE HIGH: 130.0 - 159.0 HIGH: 160.0 - 189.0 VERY HIGH: > OR = 190.0
NON HDL CHOLESTEROL: SERUM <i>by CALCULATED, SPECTROPHOTOMETRY</i>	157.2^H	mg/dL	OPTIMAL: < 130.0 ABOVE OPTIMAL: 130.0 - 159.0 BORDERLINE HIGH: 160.0 - 189.0 HIGH: 190.0 - 219.0 VERY HIGH: > OR = 220.0
VLDL CHOLESTEROL: SERUM <i>by CALCULATED, SPECTROPHOTOMETRY</i>	17.36	mg/dL	0.00 - 45.00
TOTAL LIPIDS: SERUM <i>by CALCULATED, SPECTROPHOTOMETRY</i>	516.43	mg/dL	350.00 - 700.00
CHOLESTEROL/HDL RATIO: SERUM <i>by CALCULATED, SPECTROPHOTOMETRY</i>	3.73	RATIO	LOW RISK: 3.30 - 4.40 AVERAGE RISK: 4.50 - 7.0




DR. VINAY CHOPRA
 CONSULTANT PATHOLOGIST
 MBBS, MD (PATHOLOGY & MICROBIOLOGY)


DR. YUGAM CHOPRA
 CONSULTANT PATHOLOGIST
 MBBS, MD (PATHOLOGY)



TEST PERFORMED AT: KOS DIAGNOSTIC LAB, AMBALA CANTT.

Dr. Vinay Chopra
MD (Pathology & Microbiology)
Chairman & Consultant Pathologist

Dr. Yugam Chopra
MD (Pathology)
CEO & Consultant Pathologist

NAME	: Mrs. SATWINDER KAUR	PATIENT ID	: 1733564
AGE/ GENDER	: 46 YRS/FEMALE	REG. NO./LAB NO.	: 012501240041
COLLECTED BY	:	REGISTRATION DATE	: 24/Jan/2025 12:40 PM
REFERRED BY	:	COLLECTION DATE	: 24/Jan/2025 01:02PM
BARCODE NO.	: 01524367	REPORTING DATE	: 24/Jan/2025 03:54PM
CLIENT CODE.	: KOS DIAGNOSTIC LAB		
CLIENT ADDRESS	: 6349/1, NICHOLSON ROAD, AMBALA CANTT		

Test Name	Value	Unit	Biological Reference interval
LDL/HDL RATIO: SERUM <i>by CALCULATED, SPECTROPHOTOMETRY</i>	2.43	RATIO	MODERATE RISK: 7.10 - 11.0 HIGH RISK: > 11.0 LOW RISK: 0.50 - 3.0 MODERATE RISK: 3.10 - 6.0 HIGH RISK: > 6.0
TRIGLYCERIDES/HDL RATIO: SERUM <i>by CALCULATED, SPECTROPHOTOMETRY</i>	1.51^L	RATIO	3.00 - 5.00

INTERPRETATION:

1. Measurements in the same patient can show physiological & analytical variations. Three serial samples 1 week apart are recommended for Total Cholesterol, Triglycerides, HDL & LDL Cholesterol.
2. As per NLA-2014 guidelines, all adults above the age of 20 years should be screened for lipid status. Selective screening of children above the age of 2 years with a family history of premature cardiovascular disease or those with at least one parent with high total cholesterol is recommended.
3. Low HDL levels are associated with increased risk for Atherosclerotic Cardiovascular disease (ASCVD) due to insufficient HDL being available to participate in reverse cholesterol transport, the process by which cholesterol is eliminated from peripheral tissues.
4. NLA-2014 identifies Non HDL Cholesterol (an indicator of all atherogenic lipoproteins such as LDL, VLDL, IDL, Lp(a), Chylomicron remnants) along with LDL-cholesterol as co-primary target for cholesterol lowering therapy. Note that major risk factors can modify treatment goals for LDL & Non HDL.
5. Additional testing for Apolipoprotein B, hsCRP, Lp(a) & LP-PLA2 should be considered among patients with moderate risk for ASCVD for risk refinement



DR. VINAY CHOPRA
CONSULTANT PATHOLOGIST
MBBS, MD (PATHOLOGY & MICROBIOLOGY)

DR. YUGAM CHOPRA
CONSULTANT PATHOLOGIST
MBBS, MD (PATHOLOGY)



Dr. Vinay Chopra
MD (Pathology & Microbiology)
Chairman & Consultant Pathologist

Dr. Yugam Chopra
MD (Pathology)
CEO & Consultant Pathologist

NAME : Mrs. SATWINDER KAUR
AGE/ GENDER : 46 YRS/FEMALE
COLLECTED BY :
REFERRED BY :
BARCODE NO. : 01524367
CLIENT CODE. : KOS DIAGNOSTIC LAB
CLIENT ADDRESS : 6349/1, NICHOLSON ROAD, AMBALA CANTT

PATIENT ID : 1733564
REG. NO./LAB NO. : 012501240041
REGISTRATION DATE : 24/Jan/2025 12:40 PM
COLLECTION DATE : 24/Jan/2025 01:02PM
REPORTING DATE : 24/Jan/2025 03:54PM

Test Name	Value	Unit	Biological Reference interval
-----------	-------	------	-------------------------------

ENDOCRINOLOGY

THYROID FUNCTION TEST: TOTAL

TRIIODOTHYRONINE (T3): SERUM <i>by CMIA (CHEMILUMINESCENT MICROPARTICLE IMMUNOASSAY)</i>	1.09	ng/mL	0.35 - 1.93
THYROXINE (T4): SERUM <i>by CMIA (CHEMILUMINESCENT MICROPARTICLE IMMUNOASSAY)</i>	9.49	µg/dL	4.87 - 12.60
THYROID STIMULATING HORMONE (TSH): SERUM <i>by CMIA (CHEMILUMINESCENT MICROPARTICLE IMMUNOASSAY)</i>	3.374	µIU/mL	0.35 - 5.50

3rd GENERATION, ULTRASENSITIVE

INTERPRETATION:

TSH levels are subject to circadian variation, reaching peak levels between 2-4 a.m and at a minimum between 6-10 pm. The variation is of the order of 50%. Hence time of the day has influence on the measured serum TSH concentrations. TSH stimulates the production and secretion of the metabolically active hormones, thyroxine (T4) and triiodothyronine (T3). Failure at any level of regulation of the hypothalamic-pituitary-thyroid axis will result in either underproduction (hypothyroidism) or overproduction (hyperthyroidism) of T4 and/or T3.

CLINICAL CONDITION	T3	T4	TSH
Primary Hypothyroidism:	Reduced	Reduced	Increased (Significantly)
Subclinical Hypothyroidism:	Normal or Low Normal	Normal or Low Normal	High
Primary Hyperthyroidism:	Increased	Increased	Reduced (at times undetectable)
Subclinical Hyperthyroidism:	Normal or High Normal	Normal or High Normal	Reduced

LIMITATIONS:-

1. T3 and T4 circulates in reversibly bound form with Thyroid binding globulins (TBG), and to a lesser extent albumin and Thyroid binding Pre Albumin so conditions in which TBG and protein levels alter such as pregnancy, excess estrogens, androgens, anabolic steroids and glucocorticoids may falsely affect the T3 and T4 levels and may cause false thyroid values for thyroid function tests.
2. Normal levels of T4 can also be seen in Hyperthyroid patients with :T3 Thyrotoxicosis, Decreased binding capacity due to hypoproteinemia or ingestion of certain drugs (e.g.: phenytoin , salicylates).
3. Serum T4 levels in neonates and infants are higher than values in the normal adult , due to the increased concentration of TBG in neonate serum.
4. TSH may be normal in central hypothyroidism , recent rapid correction of hyperthyroidism or hypothyroidism , pregnancy , phenytoin therapy.

TRIIODOTHYRONINE (T3)		THYROXINE (T4)		THYROID STIMULATING HORMONE (TSH)	
Age	Refferance Range (ng/mL)	Age	Refferance Range (µg/dL)	Age	Reference Range (µIU/mL)
0 - 7 Days	0.20 - 2.65	0 - 7 Days	5.90 – 18.58	0 - 7 Days	2.43 - 24.3
7 Days - 3 Months	0.36 - 2.59	7 Days - 3 Months	6.39 - 17.66	7 Days - 3 Months	0.58 - 11.00
3 - 6 Months	0.51 - 2.52	3 - 6 Months	6.75 – 17.04	3 Days – 6 Months	0.70 - 8.40
6 - 12 Months	0.74 - 2.40	6 - 12 Months	7.10 – 16.16	6 – 12 Months	0.70 - 7.00



DR.VINAY CHOPRA
CONSULTANT PATHOLOGIST
MBBS, MD (PATHOLOGY & MICROBIOLOGY)

DR.YUGAM CHOPRA
CONSULTANT PATHOLOGIST
MBBS, MD (PATHOLOGY)



Dr. Vinay Chopra
MD (Pathology & Microbiology)
Chairman & Consultant Pathologist

Dr. Yugam Chopra
MD (Pathology)
CEO & Consultant Pathologist

NAME	: Mrs. SATWINDER KAUR	PATIENT ID	: 1733564
AGE/ GENDER	: 46 YRS/FEMALE	REG. NO./LAB NO.	: 012501240041
COLLECTED BY	:	REGISTRATION DATE	: 24/Jan/2025 12:40 PM
REFERRED BY	:	COLLECTION DATE	: 24/Jan/2025 01:02PM
BARCODE NO.	: 01524367	REPORTING DATE	: 24/Jan/2025 03:54PM
CLIENT CODE.	: KOS DIAGNOSTIC LAB		
CLIENT ADDRESS	: 6349/1, NICHOLSON ROAD, AMBALA CANTT		

Test Name	Value	Unit	Biological Reference interval
1 - 10 Years	0.92 - 2.28	1 - 10 Years	6.00 - 13.80
11 - 19 Years	0.35 - 1.93	11 - 19 Years	4.87 - 13.20
> 20 years (Adults)	0.35 - 1.93	> 20 Years (Adults)	4.87 - 12.60
RECOMMENDATIONS OF TSH LEVELS DURING PREGNANCY (μ U/mL)			
	1st Trimester		0.10 - 2.50
	2nd Trimester		0.20 - 3.00
	3rd Trimester		0.30 - 4.10

INCREASED TSH LEVELS:

- 1.Primary or untreated hypothyroidism may vary from 3 times to more than 100 times normal depending upon degree of hypofunction.
- 2.Hypothyroid patients receiving insufficient thyroid replacement therapy.
- 3.Hashimotos thyroiditis
- 4.DRUGS: Amphetamines, iodine containing agents & dopamine antagonist.
- 5.Neonatal period, increase in 1st 2-3 days of life due to post-natal surge

DECREASED TSH LEVELS:

- 1.Toxic multi-nodular goiter & Thyroiditis.
- 2.Over replacement of thyroid hormone in treatment of hypothyroidism.
- 3.Autonomously functioning Thyroid adenoma
- 4.Secondary pituitary or hypothalamic hypothyroidism
- 5.Acute psychiatric illness
- 6.Severe dehydration.
- 7.DRUGS: Glucocorticoids, Dopamine, Levodopa, T4 replacement therapy, Anti-thyroid drugs for thyrotoxicosis.
- 8.Pregnancy: 1st and 2nd Trimester



DR.VINAY CHOPRA
CONSULTANT PATHOLOGIST
MBBS, MD (PATHOLOGY & MICROBIOLOGY)

DR.YUGAM CHOPRA
CONSULTANT PATHOLOGIST
MBBS, MD (PATHOLOGY)



Dr. Vinay Chopra
MD (Pathology & Microbiology)
Chairman & Consultant Pathologist

Dr. Yugam Chopra
MD (Pathology)
CEO & Consultant Pathologist

NAME	: Mrs. SATWINDER KAUR	PATIENT ID	: 1733564
AGE/ GENDER	: 46 YRS/FEMALE	REG. NO./LAB NO.	: 012501240041
COLLECTED BY	:	REGISTRATION DATE	: 24/Jan/2025 12:45 PM
REFERRED BY	:	COLLECTION DATE	: 24/Jan/2025 01:02PM
BARCODE NO.	: 01524367	REPORTING DATE	: 24/Jan/2025 01:13PM
CLIENT CODE.	: KOS DIAGNOSTIC LAB		
CLIENT ADDRESS	: 6349/1, NICHOLSON ROAD, AMBALA CANTT		

Test Name	Value	Unit	Biological Reference interval
-----------	-------	------	-------------------------------

CLINICAL PATHOLOGY

URINE ROUTINE & MICROSCOPIC EXAMINATION

PHYSICAL EXAMINATION

QUANTITY RECEIVED	10	ml	
<i>by DIP STICK/REFLECTANCE SPECTROPHOTOMETRY</i>			
COLOUR	AMBER YELLOW		PALE YELLOW
<i>by DIP STICK/REFLECTANCE SPECTROPHOTOMETRY</i>			
TRANSPARANCY	CLEAR		CLEAR
<i>by DIP STICK/REFLECTANCE SPECTROPHOTOMETRY</i>			
SPECIFIC GRAVITY	1.01		1.002 - 1.030
<i>by DIP STICK/REFLECTANCE SPECTROPHOTOMETRY</i>			

CHEMICAL EXAMINATION

REACTION	ACIDIC		
<i>by DIP STICK/REFLECTANCE SPECTROPHOTOMETRY</i>			
PROTEIN	Negative		NEGATIVE (-ve)
<i>by DIP STICK/REFLECTANCE SPECTROPHOTOMETRY</i>			
SUGAR	Negative		NEGATIVE (-ve)
<i>by DIP STICK/REFLECTANCE SPECTROPHOTOMETRY</i>			
pH	6.5		5.0 - 7.5
<i>by DIP STICK/REFLECTANCE SPECTROPHOTOMETRY</i>			
BILIRUBIN	Negative		NEGATIVE (-ve)
<i>by DIP STICK/REFLECTANCE SPECTROPHOTOMETRY</i>			
NITRITE	Negative		NEGATIVE (-ve)
<i>by DIP STICK/REFLECTANCE SPECTROPHOTOMETRY.</i>			
UROBILINOGEN	Normal	EU/dL	0.2 - 1.0
<i>by DIP STICK/REFLECTANCE SPECTROPHOTOMETRY</i>			
KETONE BODIES	Negative		NEGATIVE (-ve)
<i>by DIP STICK/REFLECTANCE SPECTROPHOTOMETRY</i>			
BLOOD	Negative		NEGATIVE (-ve)
<i>by DIP STICK/REFLECTANCE SPECTROPHOTOMETRY</i>			
ASCORBIC ACID	NEGATIVE (-ve)		NEGATIVE (-ve)
<i>by DIP STICK/REFLECTANCE SPECTROPHOTOMETRY</i>			

MICROSCOPIC EXAMINATION

RED BLOOD CELLS (RBCs)	NEGATIVE (-ve)	/HPF	0 - 3
------------------------	----------------	------	-------



Chopra
DR. VINAY CHOPRA
CONSULTANT PATHOLOGIST
MBBS, MD (PATHOLOGY & MICROBIOLOGY)

Chopra
DR. YUGAM CHOPRA
CONSULTANT PATHOLOGIST
MBBS, MD (PATHOLOGY)



TEST PERFORMED AT KOS DIAGNOSTIC LAB, AMBALA CANTT.

Dr. Vinay Chopra
 MD (Pathology & Microbiology)
 Chairman & Consultant Pathologist


Dr. Yugam Chopra
 MD (Pathology)
 CEO & Consultant Pathologist


NAME	: Mrs. SATWINDER KAUR	PATIENT ID	: 1733564
AGE/ GENDER	: 46 YRS/FEMALE	REG. NO./LAB NO.	: 012501240041
COLLECTED BY	:	REGISTRATION DATE	: 24/Jan/2025 12:45 PM
REFERRED BY	:	COLLECTION DATE	: 24/Jan/2025 01:02PM
BARCODE NO.	: 01524367	REPORTING DATE	: 24/Jan/2025 01:13PM
CLIENT CODE.	: KOS DIAGNOSTIC LAB		
CLIENT ADDRESS	: 6349/1, NICHOLSON ROAD, AMBALA CANTT		

Test Name	Value	Unit	Biological Reference interval
<i>by MICROSCOPY ON CENTRIFUGED URINARY SEDIMENT</i>			
PUS CELLS	1-3	/HPF	0 - 5
<i>by MICROSCOPY ON CENTRIFUGED URINARY SEDIMENT</i>			
EPITHELIAL CELLS	2-4	/HPF	ABSENT
<i>by MICROSCOPY ON CENTRIFUGED URINARY SEDIMENT</i>			
CRYSTALS	NEGATIVE (-ve)		NEGATIVE (-ve)
<i>by MICROSCOPY ON CENTRIFUGED URINARY SEDIMENT</i>			
CASTS	NEGATIVE (-ve)		NEGATIVE (-ve)
<i>by MICROSCOPY ON CENTRIFUGED URINARY SEDIMENT</i>			
BACTERIA	NEGATIVE (-ve)		NEGATIVE (-ve)
<i>by MICROSCOPY ON CENTRIFUGED URINARY SEDIMENT</i>			
OTHERS	NEGATIVE (-ve)		NEGATIVE (-ve)
<i>by MICROSCOPY ON CENTRIFUGED URINARY SEDIMENT</i>			
TRICHOMONAS VAGINALIS (PROTOZOA)	ABSENT		ABSENT
<i>by MICROSCOPY ON CENTRIFUGED URINARY SEDIMENT</i>			

*** End Of Report ***




 DR.VINAY CHOPRA
 CONSULTANT PATHOLOGIST
 MBBS, MD (PATHOLOGY & MICROBIOLOGY)


 DR.YUGAM CHOPRA
 CONSULTANT PATHOLOGIST
 MBBS, MD (PATHOLOGY)

