

Dr. Vinay Chopra
 MD (Pathology & Microbiology)
 Chairman & Consultant Pathologist

Dr. Yugam Chopra
 MD (Pathology)
 CEO & Consultant Pathologist

NAME	: Mr. RAHUL	PATIENT ID	: 1735628
AGE/ GENDER	: 32 YRS/MALE	REG. NO./LAB NO.	: 012501260015
COLLECTED BY	:	REGISTRATION DATE	: 26/Jan/2025 10:35 AM
REFERRED BY	:	COLLECTION DATE	: 26/Jan/2025 10:35AM
BARCODE NO.	: 01524446	REPORTING DATE	: 26/Jan/2025 12:22PM
CLIENT CODE.	: KOS DIAGNOSTIC LAB		
CLIENT ADDRESS	: 6349/1, NICHOLSON ROAD, AMBALA CANTT		

Test Name	Value	Unit	Biological Reference interval
-----------	-------	------	-------------------------------

CLINICAL PATHOLOGY SEMEN ANALYSIS/SEMINOGRAM


PHYSICAL EXAMINATION


TIME OF SPECIMEN COLLECTION	26-01-2025	AM/PM	
DURATION OF ABSTINENCE	3 DAYS	DAYS	2 - 7
TYPE OF SAMPLE	FRESH		
LIQUIFACTION TIME AT 37°C	< 30 MINS	MINS	30 - 60
VOLUME	1	ML	
COLOUR	WHITISH OPAQUE		WHITISH OPAQUE
VISCOSITY	VISCOUS		VISCOUS
pH	8 ^H		5.0 - 7.5

AUTOMATED SEMEN ANALYSIS, GOLD STANDARD, WHO APPROVED (SQA GOLD)

TOTAL SPERM CONCENTRATION	135	Millions/mL	12 - 16
<i>by ELECTRO-OPTICS SIGNAL & COMPUTER ALOGRITHM</i>			
TOTAL MOTILITY (GRADE A + GRADE B + GRADE C)	33	%	> = 42.0
<i>by ELECTRO-OPTICS SIGNAL & COMPUTER ALOGRITHM</i>			
RAPIDLY PROGRESSIVE MOTILITY (GRADE A)	1	%	> = 30.0
<i>by ELECTRO-OPTICS SIGNAL & COMPUTER ALOGRITHM</i>			
SLOWLY PROGRESSIVE MOTILITY (GRADE B)	21	%	>= 30
<i>by ELECTRO-OPTICS SIGNAL & COMPUTER ALOGRITHM</i>			
NON PROGRESSIVE MOTILITY (GRADE C)	11	%	<= 1
<i>by ELECTRO-OPTICS SIGNAL & COMPUTER ALOGRITHM</i>			
IMMOTILE	67	%	
<i>by ELECTRO-OPTICS SIGNAL & COMPUTER ALOGRITHM</i>			
MORPHOLOGY NORMAL	3	%	> = 4.0
<i>by ELECTRO-OPTICS SIGNAL & COMPUTER ALOGRITHM</i>			
MOTILE SPERM CONCENTRATION	44.7	Millions/mL	> = 6.0
<i>by ELECTRO-OPTICS SIGNAL & COMPUTER ALOGRITHM</i>			
RAPIDLY PROGRESSIVE MOTILE SPERM CONCENTRATION	1.3	Millions/mL	> = 5.0
<i>by ELECTRO-OPTICS SIGNAL & COMPUTER ALOGRITHM</i>			
SLOWLY PROGRESSIVE MOTILE SPERM CONCENTRATION	28.3	Millions/mL	
<i>by ELECTRO-OPTICS SIGNAL & COMPUTER ALOGRITHM</i>			
FUNCTIONAL SPERM CONCENTRATION	2.3	Millions/mL	




 DR.VINAY CHOPRA
 CONSULTANT PATHOLOGIST
 MBBS, MD (PATHOLOGY & MICROBIOLOGY)


 DR.YUGAM CHOPRA
 CONSULTANT PATHOLOGIST
 MBBS, MD (PATHOLOGY)



Dr. Vinay Chopra
 MD (Pathology & Microbiology)
 Chairman & Consultant Pathologist

Dr. Yugam Chopra
 MD (Pathology)
 CEO & Consultant Pathologist

NAME	: Mr. RAHUL	PATIENT ID	: 1735628
AGE/ GENDER	: 32 YRS/MALE	REG. NO./LAB NO.	: 012501260015
COLLECTED BY	:	REGISTRATION DATE	: 26/Jan/2025 10:35 AM
REFERRED BY	:	COLLECTION DATE	: 26/Jan/2025 10:35AM
BARCODE NO.	: 01524446	REPORTING DATE	: 26/Jan/2025 12:22PM
CLIENT CODE.	: KOS DIAGNOSTIC LAB		
CLIENT ADDRESS	: 6349/1, NICHOLSON ROAD, AMBALA CANTT		

Test Name	Value	Unit	Biological Reference interval
by ELECTRO-OPTICS SIGNAL & COMPUTER ALOGRITHM VELOCITY (AVERAGE PATH VELOCITY)	28	Mic/sec	> = 5
by ELECTRO-OPTICS SIGNAL & COMPUTER ALOGRITHM SPERM MOTILE INDEX (SMI)	74		> = 80
by ELECTRO-OPTICS SIGNAL & COMPUTER ALOGRITHM TOTAL PER EJACULATION			
TOTAL SPERM NUMBER	135	Millions/ejc.	> = 39.0
by ELECTRO-OPTICS SIGNAL & COMPUTER ALOGRITHM TOTAL MOTILE SPERM	44.7	Millions/ejc.	> = 16.0
by ELECTRO-OPTICS SIGNAL & COMPUTER ALOGRITHM TOTAL PROGRESSIVE MOTILE SPERM	29.6	Millions/ejc.	> = 12.0
by ELECTRO-OPTICS SIGNAL & COMPUTER ALOGRITHM TOTAL FUNCTIONAL SPERM	2.3	Millions/ejc.	
by ELECTRO-OPTICS SIGNAL & COMPUTER ALOGRITHM TOTAL MORPHOLOGY NORMAL SPERM	4.1	Millions/ejc.	> = 2.0
by ELECTRO-OPTICS SIGNAL & COMPUTER ALOGRITHM MANUAL MICROSCOPY AND MORPHOLOGY			
VITALITY	69	%	
by MICROSCOPY RED BLOOD CELLS (RBCs)	NOT DETECTED	/HPF	NOT DETECTED
by MICROSCOPY PUS CELLS	2-3	/HPF	0 - 5
by MICROSCOPY AGGLUTINATES	NOT DETECTED		NOT DETECTED
by MICROSCOPY AMORPHOUS DEPOSITS/ROUND CELLS/DEBRIS	NOT DETECTED		NOT DETECTED
by MICROSCOPY BACTERIA	NEGATIVE (-ve)		NEGATIVE (-ve)
by MICROSCOPY HEAD DEFECTS	39	%	
by MICROSCOPY PIN HEADS	8	%	
by MICROSCOPY NECK AND MID-PIECE DEFECTS	26	%	
by MICROSCOPY TAIL DEFECTS	21	%	
by MICROSCOPY			




DR.VINAY CHOPRA
 CONSULTANT PATHOLOGIST
 MBBS, MD (PATHOLOGY & MICROBIOLOGY)


DR.YUGAM CHOPRA
 CONSULTANT PATHOLOGIST
 MBBS, MD (PATHOLOGY)



Dr. Vinay Chopra
 MD (Pathology & Microbiology)
 Chairman & Consultant Pathologist

Dr. Yugam Chopra
 MD (Pathology)
 CEO & Consultant Pathologist

NAME	: Mr. RAHUL	PATIENT ID	: 1735628
AGE/ GENDER	: 32 YRS/MALE	REG. NO./LAB NO.	: 012501260015
COLLECTED BY	:	REGISTRATION DATE	: 26/Jan/2025 10:35 AM
REFERRED BY	:	COLLECTION DATE	: 26/Jan/2025 10:35AM
BARCODE NO.	: 01524446	REPORTING DATE	: 26/Jan/2025 12:22PM
CLIENT CODE.	: KOS DIAGNOSTIC LAB		
CLIENT ADDRESS	: 6349/1, NICHOLSON ROAD, AMBALA CANTT		

Test Name	Value	Unit	Biological Reference interval
-----------	-------	------	-------------------------------

CYTOPLASMIC DROPLETS
 by MICROSCOPY

2 %

ACROSOME/NUCLEUS DEFECTS
 by MICROSCOPY

1 %

CHEMICAL EXAMINATION

SEMEN FRUCTOSE (QUALITATIVE)
 by QUALITATIVE METHOD USING RESORCINOL

POSITIVE (+ve)


POSITIVE (+ve)

INTERPRETATION:

1. Fructose is the energy source for sperm motility. A positive fructose is considered normal.
 2. Azoospermia and fructose negative results may indicate an absence of seminal vesicles / vas deferens in the area of seminal vesicles / obstruction of seminal vesicles.

*** End Of Report ***




 DR. VINAY CHOPRA
 CONSULTANT PATHOLOGIST
 MBBS, MD (PATHOLOGY & MICROBIOLOGY)


 DR. YUGAM CHOPRA
 CONSULTANT PATHOLOGIST
 MBBS, MD (PATHOLOGY)

