

Dr. Vinay Chopra
 MD (Pathology & Microbiology)
 Chairman & Consultant Pathologist

Dr. Yugam Chopra
 MD (Pathology)
 CEO & Consultant Pathologist

NAME	: Mr. SURENDER JAIN	PATIENT ID	: 1737442
AGE/ GENDER	: 73 YRS/MALE	REG. NO./LAB NO.	: 012501280005
COLLECTED BY	:	REGISTRATION DATE	: 28/Jan/2025 07:58 AM
REFERRED BY	:	COLLECTION DATE	: 28/Jan/2025 08:02AM
BARCODE NO.	: 01524537	REPORTING DATE	: 28/Jan/2025 10:40AM
CLIENT CODE.	: KOS DIAGNOSTIC LAB		
CLIENT ADDRESS	: 6349/1, NICHOLSON ROAD, AMBALA CANTT		

Test Name	Value	Unit	Biological Reference interval
-----------	-------	------	-------------------------------

HAEMATOLOGY

PROTHROMBIN TIME STUDIES (PT/INR)

PT TEST (PATIENT) <i>by PHOTO OPTICAL CLOT DETECTION</i>	19.3^H	SECS	11.5 - 14.5
PT (CONTROL) <i>by PHOTO OPTICAL CLOT DETECTION</i>	12	SECS	
ISI <i>by PHOTO OPTICAL CLOT DETECTION</i>	1.1		
INTERNATIONAL NORMALISED RATIO (INR) <i>by PHOTO OPTICAL CLOT DETECTION</i>	1.69^H		0.80 - 1.20
PT INDEX <i>by PHOTO OPTICAL CLOT DETECTION</i>	62.18	%	


INTERPRETATION:-


1. INR is the parameter of choice in monitoring adequacy of oral anti-coagulant therapy. Appropriate therapeutic range varies with the disease and treatment intensity.
2. Prolonged INR suggests potential bleeding disorder /bleeding complications
3. Results should be clinically correlated.
4. Test conducted on Citrated Plasma

RECOMMENDED THERAPEUTIC RANGE FOR ORAL ANTI-COAGULANT THERAPY (INR)

INDICATION	INTERNATIONAL NORMALIZED RATIO (INR)
Treatment of venous thrombosis	Low Intensity 2.0 - 3.0
Treatment of pulmonary embolism	
Prevention of systemic embolism in tissue heart valves	
Valvular heart disease	
Acute myocardial infarction	
Atrial fibrillation	
Bileaflet mechanical valve in aortic position	
Recurrent embolism	High Intensity 2.5 - 3.5
Mechanical heart valve	




DR. VINAY CHOPRA
 CONSULTANT PATHOLOGIST
 MBBS, MD (PATHOLOGY & MICROBIOLOGY)


DR. YUGAM CHOPRA
 CONSULTANT PATHOLOGIST
 MBBS, MD (PATHOLOGY)



TEST PERFORMED AT KOS DIAGNOSTIC LAB, AMBALA CANTT.

Dr. Vinay Chopra
MD (Pathology & Microbiology)
Chairman & Consultant Pathologist

Dr. Yugam Chopra
MD (Pathology)
CEO & Consultant Pathologist

NAME	: Mr. SURENDER JAIN	PATIENT ID	: 1737442
AGE/ GENDER	: 73 YRS/MALE	REG. NO./LAB NO.	: 012501280005
COLLECTED BY	:	REGISTRATION DATE	: 28/Jan/2025 07:58 AM
REFERRED BY	:	COLLECTION DATE	: 28/Jan/2025 08:02AM
BARCODE NO.	: 01524537	REPORTING DATE	: 28/Jan/2025 10:40AM
CLIENT CODE.	: KOS DIAGNOSTIC LAB		
CLIENT ADDRESS	: 6349/1, NICHOLSON ROAD, AMBALA CANTT		

Test Name	Value	Unit	Biological Reference interval
Antiphospholipid antibodies ⁺			

COMMENTS:


The prothrombin time (PT) and its derived measures of prothrombin ratio (PR) and international normalized ratio (INR) are measures of the efficacy of the extrinsic pathway of coagulation. PT test reflects the adequacy of factors I (fibrinogen), II (prothrombin), V, VII, and X. It is used in conjunction with the activated partial thromboplastin time (aPTT) which measures the intrinsic pathway.

The common causes of prolonged prothrombin time are :


- 1.Oral Anticoagulant therapy.
- 2.Liver disease.
- 3.Vit K. deficiency.
- 4.Disseminated intra vascular coagulation.
- 5.Factor 5, 7 , 10 or Prothrombin deficiency

RECHECKED.

*** End Of Report ***

DR.VINAY CHOPRA
CONSULTANT PATHOLOGIST
MBBS, MD (PATHOLOGY & MICROBIOLOGY)



DR.YUGAM CHOPRA
CONSULTANT PATHOLOGIST
MBBS , MD (PATHOLOGY)

