

**Dr. Vinay Chopra**  
 MD (Pathology & Microbiology)  
 Chairman & Consultant Pathologist

**Dr. Yugam Chopra**  
 MD (Pathology)  
 CEO & Consultant Pathologist

<b>NAME</b>	: Mr. MADAN GOPAL	<b>PATIENT ID</b>	: 1740989
<b>AGE/ GENDER</b>	: 69 YRS/MALE	<b>REG. NO./LAB NO.</b>	: 012501310038
<b>COLLECTED BY</b>	: SURJESH	<b>REGISTRATION DATE</b>	: 31/Jan/2025 12:18 PM
<b>REFERRED BY</b>	:	<b>COLLECTION DATE</b>	: 31/Jan/2025 12:22PM
<b>BARCODE NO.</b>	: 01524712	<b>REPORTING DATE</b>	: 31/Jan/2025 12:55PM
<b>CLIENT CODE.</b>	: KOS DIAGNOSTIC LAB		
<b>CLIENT ADDRESS</b>	: 6349/1, NICHOLSON ROAD, AMBALA CANTT		

Test Name	Value	Unit	Biological Reference interval
-----------	-------	------	-------------------------------

**HAEMATOLOGY**  
**HAEMOGLOBIN (HB)**

HAEMOGLOBIN (HB) by CALORIMETRIC	<b>9.5<sup>L</sup></b>	gm/dL	12.0 - 17.0
-------------------------------------	------------------------	-------	-------------

**INTERPRETATION:-**

Hemoglobin is the protein molecule in red blood cells that carries oxygen from the lungs to the body's tissues and returns carbon dioxide from the tissues back to the lungs.

A low hemoglobin level is referred to as ANEMIA or low red blood count.

**ANEMIA ( DECREASED HAEMOGLOBIN):**


- 1) Loss of blood (traumatic injury, surgery, bleeding, colon cancer or stomach ulcer)
- 2) Nutritional deficiency (iron, vitamin B12, folate)
- 3) Bone marrow problems (replacement of bone marrow by cancer)
- 4) Suppression by red blood cell synthesis by chemotherapy drugs
- 5) Kidney failure
- 6) Abnormal hemoglobin structure (sickle cell anemia or thalassemia).


**POLYCYTHEMIA (INCREASED HAEMOGLOBIN):**

- 1) People in higher altitudes (Physiological)
- 2) Smoking (Secondary Polycythemia)
- 3) Dehydration produces a falsely rise in hemoglobin due to increased haemoconcentration
- 4) Advanced lung disease (for example, emphysema)
- 5) Certain tumors
- 6) A disorder of the bone marrow known as polycythemia rubra vera,
- 7) Abuse of the drug erythropoetin (Epogen) by athletes for blood doping purposes (increasing the amount of oxygen available to the body by chemically raising the production of red blood cells).

**NOTE: TEST CONDUCTED ON EDTA WHOLE BLOOD**



  
 DR.VINAY CHOPRA  
 CONSULTANT PATHOLOGIST  
 MBBS, MD (PATHOLOGY & MICROBIOLOGY)

  
 DR.YUGAM CHOPRA  
 CONSULTANT PATHOLOGIST  
 MBBS, MD (PATHOLOGY)



TEST PERFORMED AT KOS DIAGNOSTIC LAB, AMBALA CANTT.

**Dr. Vinay Chopra**  
 MD (Pathology & Microbiology)  
 Chairman & Consultant Pathologist

**Dr. Yugam Chopra**  
 MD (Pathology)  
 CEO & Consultant Pathologist

<b>NAME</b>	: Mr. MADAN GOPAL	<b>PATIENT ID</b>	: 1740989
<b>AGE/ GENDER</b>	: 69 YRS/MALE	<b>REG. NO./LAB NO.</b>	: 012501310038
<b>COLLECTED BY</b>	: SURJESH	<b>REGISTRATION DATE</b>	: 31/Jan/2025 12:18 PM
<b>REFERRED BY</b>	:	<b>COLLECTION DATE</b>	: 31/Jan/2025 12:22PM
<b>BARCODE NO.</b>	: 01524712	<b>REPORTING DATE</b>	: 31/Jan/2025 03:23PM
<b>CLIENT CODE.</b>	: KOS DIAGNOSTIC LAB		
<b>CLIENT ADDRESS</b>	: 6349/1, NICHOLSON ROAD, AMBALA CANTT		


Test Name	Value	Unit	Biological Reference interval
-----------	-------	------	-------------------------------


**CLINICAL CHEMISTRY/BIOCHEMISTRY**

**UREA**

UREA: SERUM <i>by UREASE - GLUTAMATE DEHYDROGENASE (GLDH)</i>	<b>91.45<sup>H</sup></b>	mg/dL	10.00 - 50.00
--	--------------------------	-------	---------------



  
**DR. VINAY CHOPRA**  
 CONSULTANT PATHOLOGIST  
 MBBS, MD (PATHOLOGY & MICROBIOLOGY)

  
**DR. YUGAM CHOPRA**  
 CONSULTANT PATHOLOGIST  
 MBBS, MD (PATHOLOGY)



TEST PERFORMED AT: KOS DIAGNOSTIC LAB, AMBALA CANTT.

Dr. Vinay Chopra  
MD (Pathology & Microbiology)  
Chairman & Consultant Pathologist

Dr. Yugam Chopra  
MD (Pathology)  
CEO & Consultant Pathologist


<b>NAME</b>	: Mr. MADAN GOPAL	<b>PATIENT ID</b>	: 1740989
<b>AGE/ GENDER</b>	: 69 YRS/MALE	<b>REG. NO./LAB NO.</b>	: <b>012501310038</b>
<b>COLLECTED BY</b>	: SURJESH	<b>REGISTRATION DATE</b>	: 31/Jan/2025 12:18 PM
<b>REFERRED BY</b>	:	<b>COLLECTION DATE</b>	: 31/Jan/2025 12:22PM
<b>BARCODE NO.</b>	: 01524712	<b>REPORTING DATE</b>	: 31/Jan/2025 02:24PM
<b>CLIENT CODE.</b>	: KOS DIAGNOSTIC LAB		
<b>CLIENT ADDRESS</b>	: 6349/1, NICHOLSON ROAD, AMBALA CANTT		

Test Name	Value	Unit	Biological Reference interval
-----------	-------	------	-------------------------------


**CREATININE**

CREATININE: SERUM <i>by ENZYMATIC, SPECTROPHOTOMETRY</i>	1.4	mg/dL	0.40 - 1.40
---	-----	-------	-------------

\*\*\* End Of Report \*\*\*

DR.VINAY CHOPRA  
CONSULTANT PATHOLOGIST  
MBBS, MD (PATHOLOGY & MICROBIOLOGY)



DR.YUGAM CHOPRA  
CONSULTANT PATHOLOGIST  
MBBS, MD (PATHOLOGY)



TEST PERFORMED AT: KOS DIAGNOSTIC LAB, AMBALA CANTT.