

Dr. Vinay Chopra
 MD (Pathology & Microbiology)
 Chairman & Consultant Pathologist

Dr. Yugam Chopra
 MD (Pathology)
 CEO & Consultant Pathologist


NAME	: Mrs. ANJALI KAUR	PATIENT ID	: 1754821
AGE/ GENDER	: 21 YRS/FEMALE	REG. NO./LAB NO.	: 012502120056
COLLECTED BY	:	REGISTRATION DATE	: 12/Feb/2025 05:43 PM
REFERRED BY	: LOOMBA HOSPITAL (AMBALA CANTT)	COLLECTION DATE	: 12/Feb/2025 05:46PM
BARCODE NO.	: 01525404	REPORTING DATE	: 13/Feb/2025 05:01PM
CLIENT CODE.	: KOS DIAGNOSTIC LAB		
CLIENT ADDRESS	: 6349/1, NICHOLSON ROAD, AMBALA CANTT		


CYTOLOGY

PAP SMEAR BY LIQUID BASED CYTOLOGY

TEST NAME:	PAP SMEAR BY LIQUID BASED CYTOLOGY
SPECIMEN:	CERVICAL/VAGINAL CYTOLOGY (THIN PREPARATION)
CLINICAL HISTORY (IF ANY):-	
MICROSCOPIC EXAMINATION:	BY BETHESDA SYSTEM TERMINOLOGY, 2001
(A) Statement of adequacy:	Adequate
(B) Microscopy:	Smear show superficial & intermediate squamous cells & occasional inflammatory cells in the background.
(C) Organism (If any):	NIL
(D) Endocervical cells:	NIL
(E) Koilocytotic cells:	
(F) Dysplastic cells:	
(G) Malignant cells:	
GENERAL CATEGORIZATION:	
IMPRESSION:	Negative for intra-epithelial lesion or malignancy.
ADVISED:	




DR. VINAY CHOPRA
 CONSULTANT PATHOLOGIST
 MBBS, MD (PATHOLOGY & MICROBIOLOGY)


DR. YUGAM CHOPRA
 CONSULTANT PATHOLOGIST
 MBBS, MD (PATHOLOGY)



Dr. Vinay Chopra
MD (Pathology & Microbiology)
Chairman & Consultant Pathologist


Dr. Yugam Chopra
MD (Pathology)
CEO & Consultant Pathologist


NAME	: Mrs. ANJALI KAUR	PATIENT ID	: 1754821
AGE/ GENDER	: 21 YRS/FEMALE	REG. NO./LAB NO.	: 012502120056
COLLECTED BY	:	REGISTRATION DATE	: 12/Feb/2025 05:43 PM
REFERRED BY	: LOOMBA HOSPITAL (AMBALA CANTT)	COLLECTION DATE	: 12/Feb/2025 05:46PM
BARCODE NO.	: 01525404	REPORTING DATE	: 13/Feb/2025 05:01PM
CLIENT CODE.	: KOS DIAGNOSTIC LAB		
CLIENT ADDRESS	: 6349/1, NICHOLSON ROAD, AMBALA CANTT		

DISCLAIMER : Gynecological cytology is a screening procedure subjected to both false positive and false negative results. It is most reliable when satisfactory sample is obtained on a regular and repetitive basis. Results must be interpreted in context of the history of the patient and current clinical information.

*** End Of Report ***




DR.VINAY CHOPRA
CONSULTANT PATHOLOGIST
MBBS, MD (PATHOLOGY & MICROBIOLOGY)


DR.YUGAM CHOPRA
CONSULTANT PATHOLOGIST
MBBS , MD (PATHOLOGY)

