

Dr. Vinay Chopra
 MD (Pathology & Microbiology)
 Chairman & Consultant Pathologist

Dr. Yugam Chopra
 MD (Pathology)
 CEO & Consultant Pathologist

NAME	: Mrs. NALINI	PATIENT ID	: 1772145
AGE/ GENDER	: 27 YRS/FEMALE	REG. NO./LAB NO.	: 012502270031
COLLECTED BY	: SHYAM	REGISTRATION DATE	: 27/Feb/2025 12:34 PM
REFERRED BY	:	COLLECTION DATE	: 27/Feb/2025 12:43PM
BARCODE NO.	: 01526205	REPORTING DATE	: 27/Feb/2025 01:17PM
CLIENT CODE.	: KOS DIAGNOSTIC LAB		
CLIENT ADDRESS	: 6349/1, NICHOLSON ROAD, AMBALA CANTT		

Test Name	Value	Unit	Biological Reference interval
-----------	-------	------	-------------------------------


HAEMATOLOGY
PLATELET COUNT (P/C)


PLATELET COUNT (PLT)	278000	/cmm	150000 - 450000
----------------------	--------	------	-----------------

by HYDRO DYNAMIC FOCUSING, ELECTRICAL IMPEDEANCE & MICROSCOPY

NOTE: TEST CONDUCTED ON EDTA WHOLE BLOOD




 DR.VINAY CHOPRA
 CONSULTANT PATHOLOGIST
 MBBS, MD (PATHOLOGY & MICROBIOLOGY)


 DR.YUGAM CHOPRA
 CONSULTANT PATHOLOGIST
 MBBS, MD (PATHOLOGY)



TEST PERFORMED AT: KOS DIAGNOSTIC LAB, AMBALA CANTT.

Dr. Vinay Chopra
MD (Pathology & Microbiology)
Chairman & Consultant Pathologist

Dr. Yugam Chopra
MD (Pathology)
CEO & Consultant Pathologist

NAME	: Mrs. NALINI	PATIENT ID	: 1772145
AGE/ GENDER	: 27 YRS/FEMALE	REG. NO./LAB NO.	: 012502270031
COLLECTED BY	: SHYAM	REGISTRATION DATE	: 27/Feb/2025 12:34 PM
REFERRED BY	:	COLLECTION DATE	: 27/Feb/2025 12:43PM
BARCODE NO.	: 01526205	REPORTING DATE	: 27/Feb/2025 01:02PM
CLIENT CODE.	: KOS DIAGNOSTIC LAB		
CLIENT ADDRESS	: 6349/1, NICHOLSON ROAD, AMBALA CANTT		

Test Name	Value	Unit	Biological Reference interval
-----------	-------	------	-------------------------------

CLINICAL PATHOLOGY

URINE ROUTINE & MICROSCOPIC EXAMINATION

PHYSICAL EXAMINATION

QUANTITY RECEIVED	10	ml	
<i>by DIP STICK/REFLECTANCE SPECTROPHOTOMETRY</i>			
COLOUR	AMBER YELLOW		PALE YELLOW
<i>by DIP STICK/REFLECTANCE SPECTROPHOTOMETRY</i>			
TRANSPARANCY	HAZY		CLEAR
<i>by DIP STICK/REFLECTANCE SPECTROPHOTOMETRY</i>			
SPECIFIC GRAVITY	<=1.005		1.002 - 1.030
<i>by DIP STICK/REFLECTANCE SPECTROPHOTOMETRY</i>			

CHEMICAL EXAMINATION

REACTION	ACIDIC		
<i>by DIP STICK/REFLECTANCE SPECTROPHOTOMETRY</i>			
PROTEIN	Negative		NEGATIVE (-ve)
<i>by DIP STICK/REFLECTANCE SPECTROPHOTOMETRY</i>			
SUGAR	Negative		NEGATIVE (-ve)
<i>by DIP STICK/REFLECTANCE SPECTROPHOTOMETRY</i>			
pH	<=5.0		5.0 - 7.5
<i>by DIP STICK/REFLECTANCE SPECTROPHOTOMETRY</i>			
BILIRUBIN	Negative		NEGATIVE (-ve)
<i>by DIP STICK/REFLECTANCE SPECTROPHOTOMETRY</i>			
NITRITE	Negative		NEGATIVE (-ve)
<i>by DIP STICK/REFLECTANCE SPECTROPHOTOMETRY.</i>			
UROBILINOGEN	Normal	EU/dL	0.2 - 1.0
<i>by DIP STICK/REFLECTANCE SPECTROPHOTOMETRY</i>			
KETONE BODIES	Negative		NEGATIVE (-ve)
<i>by DIP STICK/REFLECTANCE SPECTROPHOTOMETRY</i>			
BLOOD	Negative		NEGATIVE (-ve)
<i>by DIP STICK/REFLECTANCE SPECTROPHOTOMETRY</i>			
ASCORBIC ACID	NEGATIVE (-ve)		NEGATIVE (-ve)
<i>by DIP STICK/REFLECTANCE SPECTROPHOTOMETRY</i>			

MICROSCOPIC EXAMINATION

RED BLOOD CELLS (RBCs)	NEGATIVE (-ve)	/HPF	0 - 3
------------------------	----------------	------	-------



DR. VINAY CHOPRA
CONSULTANT PATHOLOGIST
MBBS, MD (PATHOLOGY & MICROBIOLOGY)

DR. YUGAM CHOPRA
CONSULTANT PATHOLOGIST
MBBS, MD (PATHOLOGY)



TEST PERFORMED AT KOS DIAGNOSTIC LAB, AMBALA CANTT.


Dr. Vinay Chopra
 MD (Pathology & Microbiology)
 Chairman & Consultant Pathologist


Dr. Yugam Chopra
 MD (Pathology)
 CEO & Consultant Pathologist

NAME	: Mrs. NALINI	PATIENT ID	: 1772145
AGE/ GENDER	: 27 YRS/FEMALE	REG. NO./LAB NO.	: 012502270031
COLLECTED BY	: SHYAM	REGISTRATION DATE	: 27/Feb/2025 12:34 PM
REFERRED BY	:	COLLECTION DATE	: 27/Feb/2025 12:43PM
BARCODE NO.	: 01526205	REPORTING DATE	: 27/Feb/2025 01:02PM
CLIENT CODE.	: KOS DIAGNOSTIC LAB		
CLIENT ADDRESS	: 6349/1, NICHOLSON ROAD, AMBALA CANTT		

Test Name	Value	Unit	Biological Reference interval
<i>by MICROSCOPY ON CENTRIFUGED URINARY SEDIMENT</i>			
PUS CELLS	6-8	/HPF	0 - 5
<i>by MICROSCOPY ON CENTRIFUGED URINARY SEDIMENT</i>			
EPITHELIAL CELLS	5-7	/HPF	ABSENT
<i>by MICROSCOPY ON CENTRIFUGED URINARY SEDIMENT</i>			
CRYSTALS	NEGATIVE (-ve)		NEGATIVE (-ve)
<i>by MICROSCOPY ON CENTRIFUGED URINARY SEDIMENT</i>			
CASTS	NEGATIVE (-ve)		NEGATIVE (-ve)
<i>by MICROSCOPY ON CENTRIFUGED URINARY SEDIMENT</i>			
BACTERIA	NEGATIVE (-ve)		NEGATIVE (-ve)
<i>by MICROSCOPY ON CENTRIFUGED URINARY SEDIMENT</i>			
OTHERS	NEGATIVE (-ve)		NEGATIVE (-ve)
<i>by MICROSCOPY ON CENTRIFUGED URINARY SEDIMENT</i>			
TRICHOMONAS VAGINALIS (PROTOZOA)	ABSENT		ABSENT
<i>by MICROSCOPY ON CENTRIFUGED URINARY SEDIMENT</i>			




 DR. VINAY CHOPRA
 CONSULTANT PATHOLOGIST
 MBBS, MD (PATHOLOGY & MICROBIOLOGY)


 DR. YUGAM CHOPRA
 CONSULTANT PATHOLOGIST
 MBBS, MD (PATHOLOGY)



Dr. Vinay Chopra
MD (Pathology & Microbiology)
Chairman & Consultant Pathologist

Dr. Yugam Chopra
MD (Pathology)
CEO & Consultant Pathologist

NAME	: Mrs. NALINI	PATIENT ID	: 1772145
AGE/ GENDER	: 27 YRS/FEMALE	REG. NO./LAB NO.	: 012502270031
COLLECTED BY	: SHYAM	REGISTRATION DATE	: 27/Feb/2025 12:34 PM
REFERRED BY	:	COLLECTION DATE	: 27/Feb/2025 12:43PM
BARCODE NO.	: 01526205	REPORTING DATE	: 01/Mar/2025 03:17PM
CLIENT CODE.	: KOS DIAGNOSTIC LAB		
CLIENT ADDRESS	: 6349/1, NICHOLSON ROAD, AMBALA CANTT		

Test Name	Value	Unit	Biological Reference interval
-----------	-------	------	-------------------------------

MICROBIOLOGY

CULTURE AEROBIC BACTERIA AND ANTIBIOTIC SENSITIVITY: URINE

CULTURE AND SUSCEPTIBILITY: URINE

DATE OF SAMPLE	27-02-2025
SPECIMEN SOURCE	URINE
INCUBATION PERIOD	48 HOURS
<i>by AUTOMATED BROTH CULTURE</i>	
CULTURE	STERILE
<i>by AUTOMATED BROTH CULTURE</i>	
ORGANISM	NO AEROBIC PYOGENIC ORGANISM GROWN AFTER 48 HOURS OF INCUBATION AT 37°C
<i>by AUTOMATED BROTH CULTURE</i>	

AEROBIC SUSCEPTIBILITY: URINE

INTERPRETATION:

1. In urine culture and sensitivity, presence of more than 100,000 organism per mL in midstream sample of urine is considered clinically significant. However in symptomatic patients, a smaller number of bacteria (100 to 10000/mL) may signify infection.
2. Colony count of 100 to 10000/ mL indicate infection, if isolate from specimen obtained by suprapubic aspiration or "in-and-out" catheterization or from patients with indwelling catheters.

SUSCEPTIBILITY:

1. A test interpreted as **SENSITIVE** implies that infection due to isolate may be appropriately treated with the dosage of an antimicrobial agent recommended for that type of infection and infecting species, unless otherwise indicated.
2. A test interpreted as **INTERMEDIATE** implies that the "infection due to the isolate may be appropriately treated in body sites where the drugs are physiologically concentrated or when a high dosage of drug can be used".
3. A test interpreted as **RESISTANT** implies that the "isolates are not inhibited by the usually achievable concentration of the agents with normal dosage, schedule and/or fall in the range where specific microbial resistance mechanism are likely (e.g. beta-lactamases), and clinical efficacy has not been reliable in treatment studies.

CAUTION:

Conditions which can cause a false Negative culture:

1. Patient is on antibiotics. Please repeat culture post therapy.
2. Anaerobic bacterial infection.
3. Fastidious aerobic bacteria which are not able to grow on routine culture media.
4. Besides all these factors, at least in 25-40 % of cases there is no direct correlation between in vivo clinical picture.
5. Renal tuberculosis to be confirmed by AFB studies.

*** End Of Report ***



DR.VINAY CHOPRA
CONSULTANT PATHOLOGIST
MBBS, MD (PATHOLOGY & MICROBIOLOGY)

DR.YUGAM CHOPRA
CONSULTANT PATHOLOGIST
MBBS, MD (PATHOLOGY)



TEST PERFORMED AT KOS DIAGNOSTIC LAB, AMBALA CANTT.