

Dr. Vinay Chopra  
 MD (Pathology & Microbiology)  
 Chairman & Consultant Pathologist

Dr. Yugam Chopra  
 MD (Pathology)  
 CEO & Consultant Pathologist

<b>NAME</b>	: Mr. K.C SONDHI	<b>PATIENT ID</b>	: 1729881
<b>AGE/ GENDER</b>	: 69 YRS/MALE	<b>REG. NO./LAB NO.</b>	: 012502270041
<b>COLLECTED BY</b>	:	<b>REGISTRATION DATE</b>	: 27/Feb/2025 02:52 PM
<b>REFERRED BY</b>	: ROTARY HOSPITAL (AMBALA CANTT)	<b>COLLECTION DATE</b>	: 27/Feb/2025 02:53PM
<b>BARCODE NO.</b>	: 01526215	<b>REPORTING DATE</b>	: 27/Feb/2025 04:14PM
<b>CLIENT CODE.</b>	: KOS DIAGNOSTIC LAB		
<b>CLIENT ADDRESS</b>	: 6349/1, NICHOLSON ROAD, AMBALA CANTT		

Test Name	Value	Unit	Biological Reference interval
-----------	-------	------	-------------------------------

### CLINICAL CHEMISTRY/BIOCHEMISTRY

#### LIVER FUNCTION TEST (COMPLETE)

BILIRUBIN TOTAL: SERUM <i>by DIAZOTIZATION, SPECTROPHOTOMETRY</i>	0.41	mg/dL	INFANT: 0.20 - 8.00 ADULT: 0.00 - 1.20
BILIRUBIN DIRECT (CONJUGATED): SERUM <i>by DIAZO MODIFIED, SPECTROPHOTOMETRY</i>	0.15	mg/dL	0.00 - 0.40
BILIRUBIN INDIRECT (UNCONJUGATED): SERUM <i>by CALCULATED, SPECTROPHOTOMETRY</i>	0.26	mg/dL	0.10 - 1.00
SGOT/AST: SERUM <i>by IFCC, WITHOUT PYRIDOXAL PHOSPHATE</i>	18.3	U/L	7.00 - 45.00
SGPT/ALT: SERUM <i>by IFCC, WITHOUT PYRIDOXAL PHOSPHATE</i>	22.6	U/L	0.00 - 49.00
AST/ALT RATIO: SERUM <i>by CALCULATED, SPECTROPHOTOMETRY</i>	0.81	RATIO	0.00 - 46.00
ALKALINE PHOSPHATASE: SERUM <i>by PARA NITROPHENYL PHOSPHATASE BY AMINO METHYL PROPANOL</i>	117.61	U/L	40.0 - 130.0
GAMMA GLUTAMYL TRANSFERASE (GGT): SERUM <i>by SZASZ, SPECTROPHOTOMETRY</i>	<b>129.16<sup>H</sup></b>	U/L	0.00 - 55.0
TOTAL PROTEINS: SERUM <i>by BIURET, SPECTROPHOTOMETRY</i>	<b>5.98<sup>L</sup></b>	gm/dL	6.20 - 8.00
ALBUMIN: SERUM <i>by BROMOCRESOL GREEN</i>	3.99	gm/dL	3.50 - 5.50
GLOBULIN: SERUM <i>by CALCULATED, SPECTROPHOTOMETRY</i>	<b>1.99<sup>L</sup></b>	gm/dL	2.30 - 3.50
A : G RATIO: SERUM <i>by CALCULATED, SPECTROPHOTOMETRY</i>	<b>2.01<sup>H</sup></b>	RATIO	1.00 - 2.00

#### INTERPRETATION


**NOTE:-** To be correlated in individuals having SGOT and SGPT values higher than Normal Reference Range.


**USE:-** Differential diagnosis of diseases of hepatobiliary system and pancreas.

#### INCREASED:

DRUG HEPATOTOXICITY	> 2
ALCOHOLIC HEPATITIS	> 2 (Highly Suggestive)
CIRRHOSIS	1.4 - 2.0
INTRAHEPATIC CHOLESTATIS	> 1.5



  
 DR.VINAY CHOPRA  
 CONSULTANT PATHOLOGIST  
 MBBS, MD (PATHOLOGY & MICROBIOLOGY)

  
 DR.YUGAM CHOPRA  
 CONSULTANT PATHOLOGIST  
 MBBS, MD (PATHOLOGY)



**Dr. Vinay Chopra**  
 MD (Pathology & Microbiology)  
 Chairman & Consultant Pathologist

**Dr. Yugam Chopra**  
 MD (Pathology)  
 CEO & Consultant Pathologist

<b>NAME</b>	: Mr. K.C SONDHI	<b>PATIENT ID</b>	: 1729881
<b>AGE/ GENDER</b>	: 69 YRS/MALE	<b>REG. NO./LAB NO.</b>	: 012502270041
<b>COLLECTED BY</b>	:	<b>REGISTRATION DATE</b>	: 27/Feb/2025 02:52 PM
<b>REFERRED BY</b>	: ROTARY HOSPITAL (AMBALA CANTT)	<b>COLLECTION DATE</b>	: 27/Feb/2025 02:53PM
<b>BARCODE NO.</b>	: 01526215	<b>REPORTING DATE</b>	: 27/Feb/2025 04:14PM
<b>CLIENT CODE.</b>	: KOS DIAGNOSTIC LAB		
<b>CLIENT ADDRESS</b>	: 6349/1, NICHOLSON ROAD, AMBALA CANTT		

Test Name	Value	Unit	Biological Reference interval
-----------	-------	------	-------------------------------

HEPATOCELLULAR CARCINOMA & CHRONIC HEPATITIS	> 1.3 (Slightly Increased)		
--	----------------------------	--	--

**DECREASED:**


1. Acute Hepatitis due to virus, drugs, toxins (with AST increased 3 to 10 times upper limit of normal)
2. Extra Hepatic cholestasis: 0.8 (normal or slightly decreased).


**PROGNOSTIC SIGNIFICANCE:**

NORMAL	< 0.65
GOOD PROGNOSTIC SIGN	0.3 - 0.6
POOR PROGNOSTIC SIGN	1.2 - 1.6

\*\*\* End Of Report \*\*\*



  
**DR.VINAY CHOPRA**  
 CONSULTANT PATHOLOGIST  
 MBBS, MD (PATHOLOGY & MICROBIOLOGY)

  
**DR.YUGAM CHOPRA**  
 CONSULTANT PATHOLOGIST  
 MBBS, MD (PATHOLOGY)

