

Dr. Vinay Chopra
 MD (Pathology & Microbiology)
 Chairman & Consultant Pathologist

Dr. Yugam Chopra
 MD (Pathology)
 CEO & Consultant Pathologist

NAME	: Mr. GOURAV	PATIENT ID	: 97044
AGE/ GENDER	: 24 YRS/MALE	REG. NO./LAB NO.	: 012503030003
COLLECTED BY	:	REGISTRATION DATE	: 03/Mar/2025 07:39 AM
REFERRED BY	:	COLLECTION DATE	: 03/Mar/2025 07:41AM
BARCODE NO.	: 01526355	REPORTING DATE	: 03/Mar/2025 04:55PM
CLIENT CODE.	: KOS DIAGNOSTIC LAB		
CLIENT ADDRESS	: 6349/1, NICHOLSON ROAD, AMBALA CANTT		

Test Name	Value	Unit	Biological Reference interval
-----------	-------	------	-------------------------------

CLINICAL PATHOLOGY

SEMEN ANALYSIS/SEMINOGRAM

PHYSICAL EXAMINATION

TIME OF SPECIMEN COLLECTION	03-03-2025	AM/PM	
DURATION OF ABSTINENCE	3 DAYS	DAYS	2 - 7
TYPE OF SAMPLE	FRESH		
LIQUIFACTION TIME AT 37°C	< 30 MINS	MINS	30 - 60
VOLUME	1.5	ML	
COLOUR	WHITISH OPAQUE		WHITISH OPAQUE
VISCOSITY	MILDLY VISCOUS		VISCOUS
pH	8 ^H		5.0 - 7.5

AUTOMATED SEMEN ANALYSIS, GOLD STANDARD, WHO APPROVED (SQA GOLD)

TOTAL SPERM CONCENTRATION	10.1	Millions/mL	12 - 16
by ELECTRO-OPTICS SIGNAL & COMPUTER ALOGRITHM			
TOTAL MOTILITY (GRADE A + GRADE B + GRADE C)	3	%	> = 42.0
by ELECTRO-OPTICS SIGNAL & COMPUTER ALOGRITHM			
RAPIDLY PROGRESSIVE MOTILITY (GRADE A)	0	%	> = 30.0
by ELECTRO-OPTICS SIGNAL & COMPUTER ALOGRITHM			
SLOWLY PROGRESSIVE MOTILITY (GRADE B)	2	%	> = 30
by ELECTRO-OPTICS SIGNAL & COMPUTER ALOGRITHM			
NON PROGRESSIVE MOTILITY (GRADE C)	1	%	< = 1
by ELECTRO-OPTICS SIGNAL & COMPUTER ALOGRITHM			
IMMOTILE	97	%	
by ELECTRO-OPTICS SIGNAL & COMPUTER ALOGRITHM			
MORPHOLOGY NORMAL	0	%	> = 4.0
by ELECTRO-OPTICS SIGNAL & COMPUTER ALOGRITHM			
VELOCITY (AVERAGE PATH VELOCITY)	0	Mic/sec	> = 5
by ELECTRO-OPTICS SIGNAL & COMPUTER ALOGRITHM			
SPERM MOTILE INDEX (SMI)	N.A		> = 80
by ELECTRO-OPTICS SIGNAL & COMPUTER ALOGRITHM			

TOTAL PER EJACULATION

TOTAL SPERM NUMBER	15.4	Millions/ejc.	> = 39.0
by ELECTRO-OPTICS SIGNAL & COMPUTER ALOGRITHM			





DR. VINAY CHOPRA
 CONSULTANT PATHOLOGIST
 MBBS, MD (PATHOLOGY & MICROBIOLOGY)



DR. YUGAM CHOPRA
 CONSULTANT PATHOLOGIST
 MBBS, MD (PATHOLOGY)




Dr. Vinay Chopra
 MD (Pathology & Microbiology)
 Chairman & Consultant Pathologist

Dr. Yugam Chopra
 MD (Pathology)
 CEO & Consultant Pathologist

NAME	: Mr. GOURAV	PATIENT ID	: 97044
AGE/ GENDER	: 24 YRS/MALE	REG. NO./LAB NO.	: 012503030003
COLLECTED BY	:	REGISTRATION DATE	: 03/Mar/2025 07:39 AM
REFERRED BY	:	COLLECTION DATE	: 03/Mar/2025 07:41AM
BARCODE NO.	: 01526355	REPORTING DATE	: 03/Mar/2025 04:55PM
CLIENT CODE.	: KOS DIAGNOSTIC LAB		
CLIENT ADDRESS	: 6349/1, NICHOLSON ROAD, AMBALA CANTT		

Test Name	Value	Unit	Biological Reference interval
TOTAL MOTILE SPERM <i>by ELECTRO-OPTICS SIGNAL & COMPUTER ALOGRITHM</i>	0	Millions/ejc.	> = 16.0
TOTAL PROGRESSIVE MOTILE SPERM <i>by ELECTRO-OPTICS SIGNAL & COMPUTER ALOGRITHM</i>	N.A	Millions/ejc.	> = 12.0
TOTAL FUNCTIONAL SPERM <i>by ELECTRO-OPTICS SIGNAL & COMPUTER ALOGRITHM</i>	0	Millions/ejc.	
TOTAL MORPHOLOGY NORMAL SPERM <i>by ELECTRO-OPTICS SIGNAL & COMPUTER ALOGRITHM</i>	0	Millions/ejc.	> = 2.0
<u>MANUAL MICROSCOPY AND MORPHOLOGY</u>			
VITALITY <i>by MICROSCOPY</i>	63	%	
RED BLOOD CELLS (RBCs) <i>by MICROSCOPY</i>	NOT DETECTED	/HPF	NOT DETECTED
PUS CELLS <i>by MICROSCOPY</i>	1-3	/HPF	0 - 5
AGGLUTINATES <i>by MICROSCOPY</i>	NOT DETECTED		NOT DETECTED
AMORPHOUS DEPOSITS/ROUND CELLS/DEBRIS <i>by MICROSCOPY</i>	NOT DETECTED		NOT DETECTED
BACTERIA <i>by MICROSCOPY</i>	NEGATIVE (-ve)		NEGATIVE (-ve)
HEAD DEFECTS <i>by MICROSCOPY</i>	38	%	
PIN HEADS <i>by MICROSCOPY</i>	11	%	
NECK AND MID-PIECE DEFECTS <i>by MICROSCOPY</i>	28	%	
TAIL DEFECTS <i>by MICROSCOPY</i>	19	%	
CYTOPLASMIC DROPLETS <i>by MICROSCOPY</i>	2	%	
ACROSOME/NUCLEUS DEFECTS <i>by MICROSCOPY</i>	2	%	
<u>CHEMICAL EXAMINATION</u>			
SEMEN FRUCTOSE (QUALITATIVE) <i>by QUALITATIVE METHOD USING RESORCINOL</i>	POSITIVE (+ve)		POSITIVE (+ve)
<u>INTERPRETATION:</u>			




 DR.VINAY CHOPRA
 CONSULTANT PATHOLOGIST
 MBBS, MD (PATHOLOGY & MICROBIOLOGY)


 DR.YUGAM CHOPRA
 CONSULTANT PATHOLOGIST
 MBBS, MD (PATHOLOGY)



Dr. Vinay Chopra
 MD (Pathology & Microbiology)
 Chairman & Consultant Pathologist

Dr. Yugam Chopra
 MD (Pathology)
 CEO & Consultant Pathologist


NAME	: Mr. GOURAV	PATIENT ID	: 97044
AGE/ GENDER	: 24 YRS/MALE	REG. NO./LAB NO.	: 012503030003
COLLECTED BY	:	REGISTRATION DATE	: 03/Mar/2025 07:39 AM
REFERRED BY	:	COLLECTION DATE	: 03/Mar/2025 07:41AM
BARCODE NO.	: 01526355	REPORTING DATE	: 03/Mar/2025 04:55PM
CLIENT CODE.	: KOS DIAGNOSTIC LAB		
CLIENT ADDRESS	: 6349/1, NICHOLSON ROAD, AMBALA CANTT		


Test Name	Value	Unit	Biological Reference interval
-----------	-------	------	-------------------------------

1. Fructose is the energy source for sperm motility. A positive fructose is considered normal.
 2. Azoospermia and fructose negative results may indicate an absence of seminal vesicles / vas deferens in the area of seminal vesicles / obstruction of seminal vesicles.

*** End Of Report ***




 DR. VINAY CHOPRA
 CONSULTANT PATHOLOGIST
 MBBS, MD (PATHOLOGY & MICROBIOLOGY)


 DR. YUGAM CHOPRA
 CONSULTANT PATHOLOGIST
 MBBS, MD (PATHOLOGY)

